

**IMPORTANT
NOTICE**

Do Not Return To The Place Of Purchase
If there is a problem or question about your net contact BOWNET directly

Warning :

- Only use and set up with adult supervision.
- Don't drag. Use two people to move net.
- Don't leave net 'set up' unattended, overnight or for extended periods in inclement weather.
- Keep fingers away from hinges and joints
- Only use a flat thumb to depress buttons
- Net must only be used for the Sport for which it was designed.
- Replace damaged or missing parts IMMEDIATELY
- Never climb or hang on net or framework. Always keep net securely anchored with stakes or sandbags. Unsecured net can fall over causing serious injury or death.



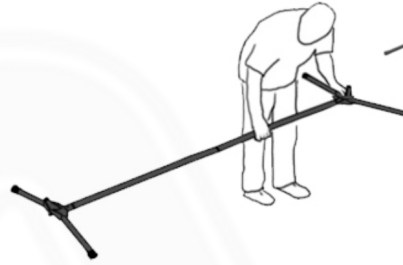
**Assembly Instructions for
Big Mouth X**



1. Place hinge on ground and swing open all four legs



2. Place your foot on lower leg and extend frame until it 'clicks'.



3. Lay frame on ground with all four legs opened



4. Take a black pole (with silver coupling) and slide it down the orange net sleeve. Placing the end into the frame tube.



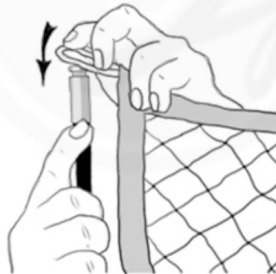
5. Slot pole (with grooved top) into silver coupling of lower pole and slide orange sleeve up



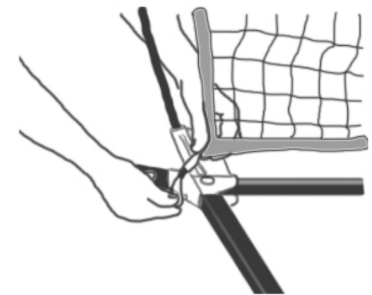
6. Loop the cord over the rod top



7. Insert the remaining poles down net sleeve and into frame



8. Slide up orange sleeve and loop the cord on rod top.



9. Finally loop both bungees over stud on outside of hinge

CA PROPOSITION 65 WARNING

WARNING: This product is fabricated from materials which may contain chemicals known to the State of California to cause cancer and birth defects or other reproductive harm.

1 year limited Manufactures Warranty on Manufacturing defects only.
30 day money back guarantee. For a full description of Warranty-Guarantee-Terms & Conditions. See www.bownet.net

Triad Sports Group LLC. 912 Pancho Rd. Camarillo California 93012
Phone 805 322 8844 - Visit www.bownet.net - E-mail cs@bownet.net