

# Spreader Parts Book



**WARREN, INC.**

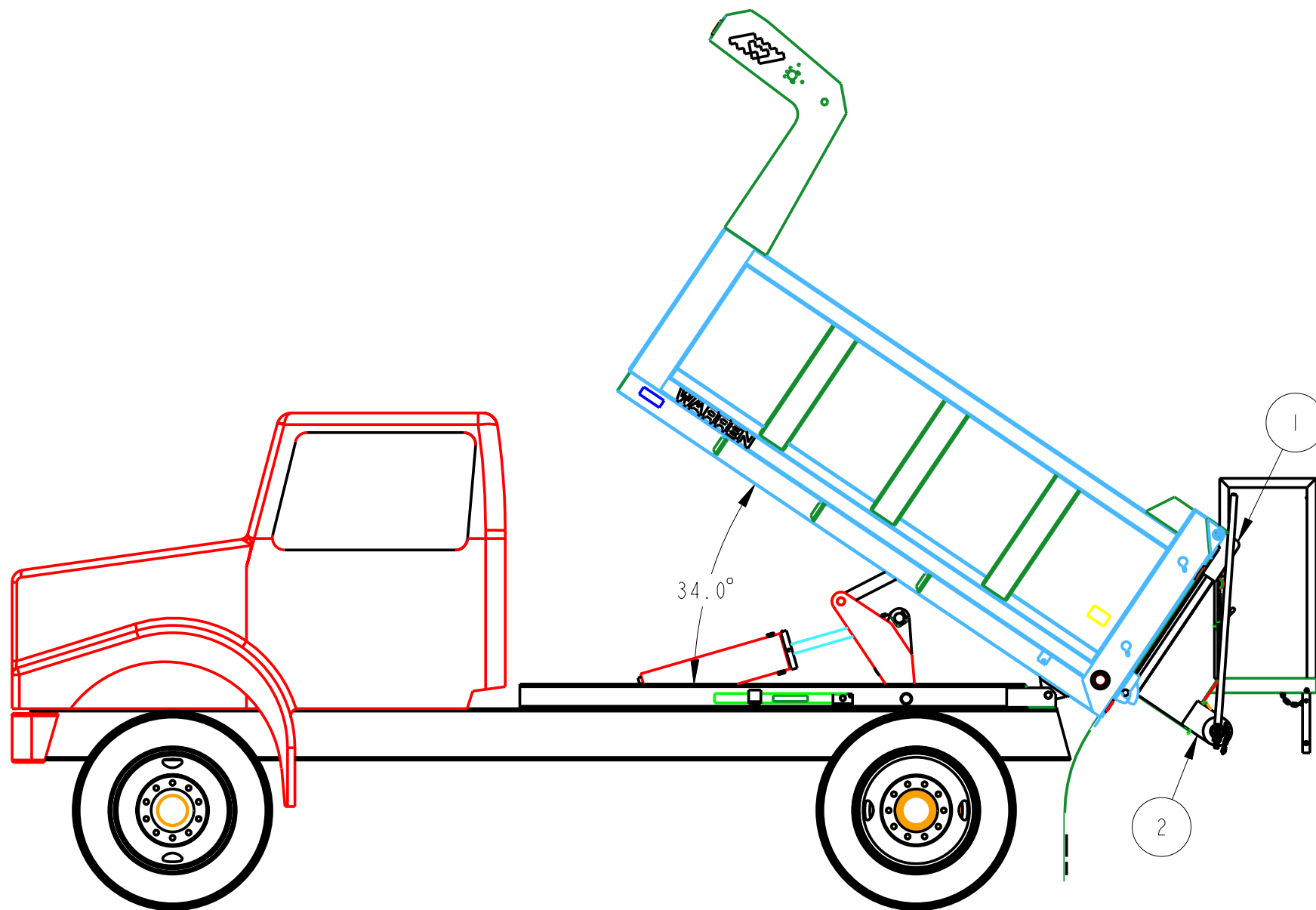
P.O. Box 1719  
Collins, Mississippi 39428  
(601) 765-8221 Fax (601) 765-4554

[www.spreaders.com](http://www.spreaders.com)

Effective 7-9-07



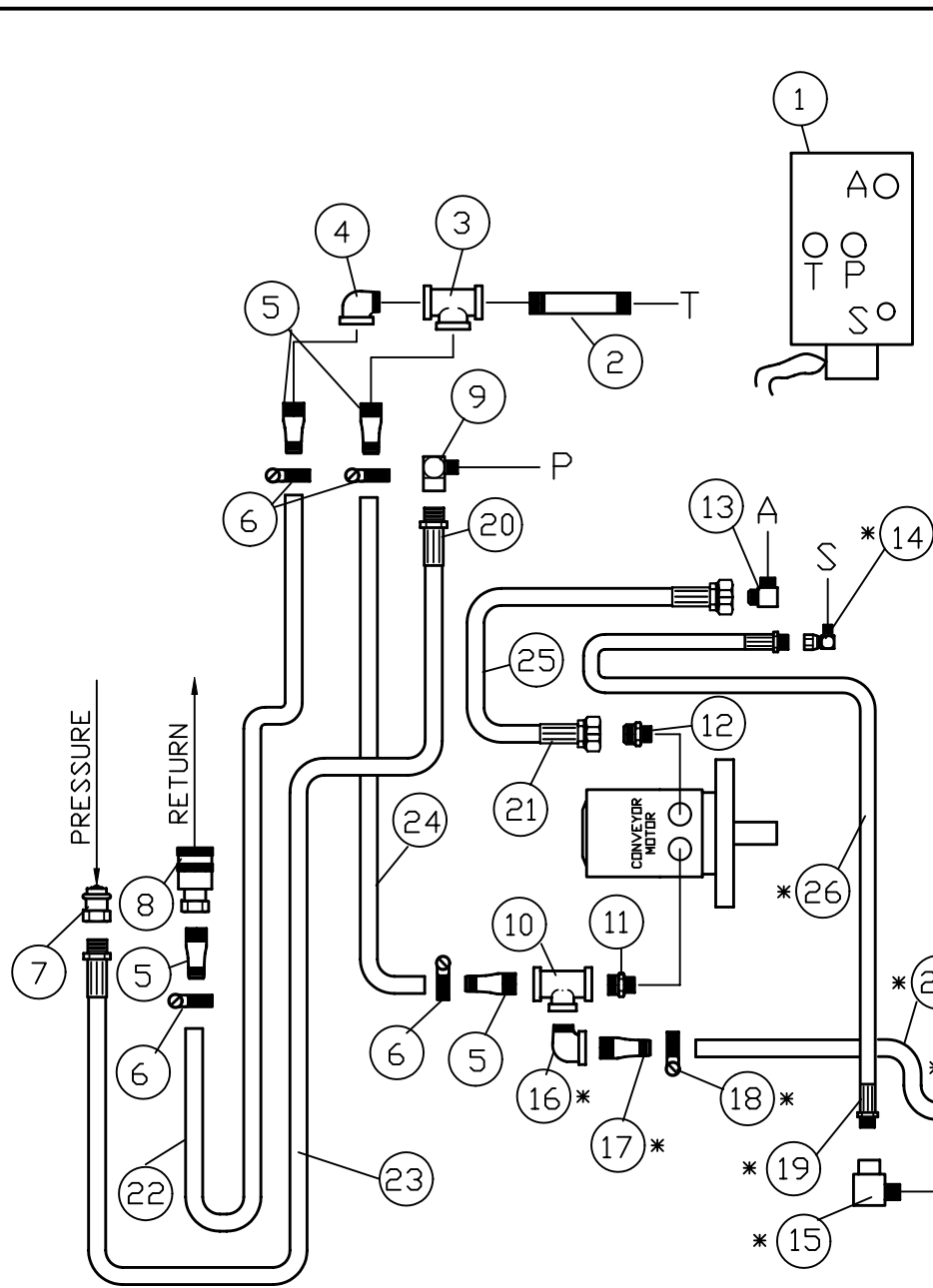
ITEM	QTY.	PART NO.	WARREN PART NO.	DESCRIPTION	WEIGHT
1	2	ACS-02-3418-125	300-80015	HINGE - TOP TAILGATE - 1 1/4"	13.352
2	1	GS-87-6	TBD	GS-87 SPREADER ASSEMBLY	0.000



28-Jun-07

SAFETY DECAL LOCATIONS

INSTALL-GS



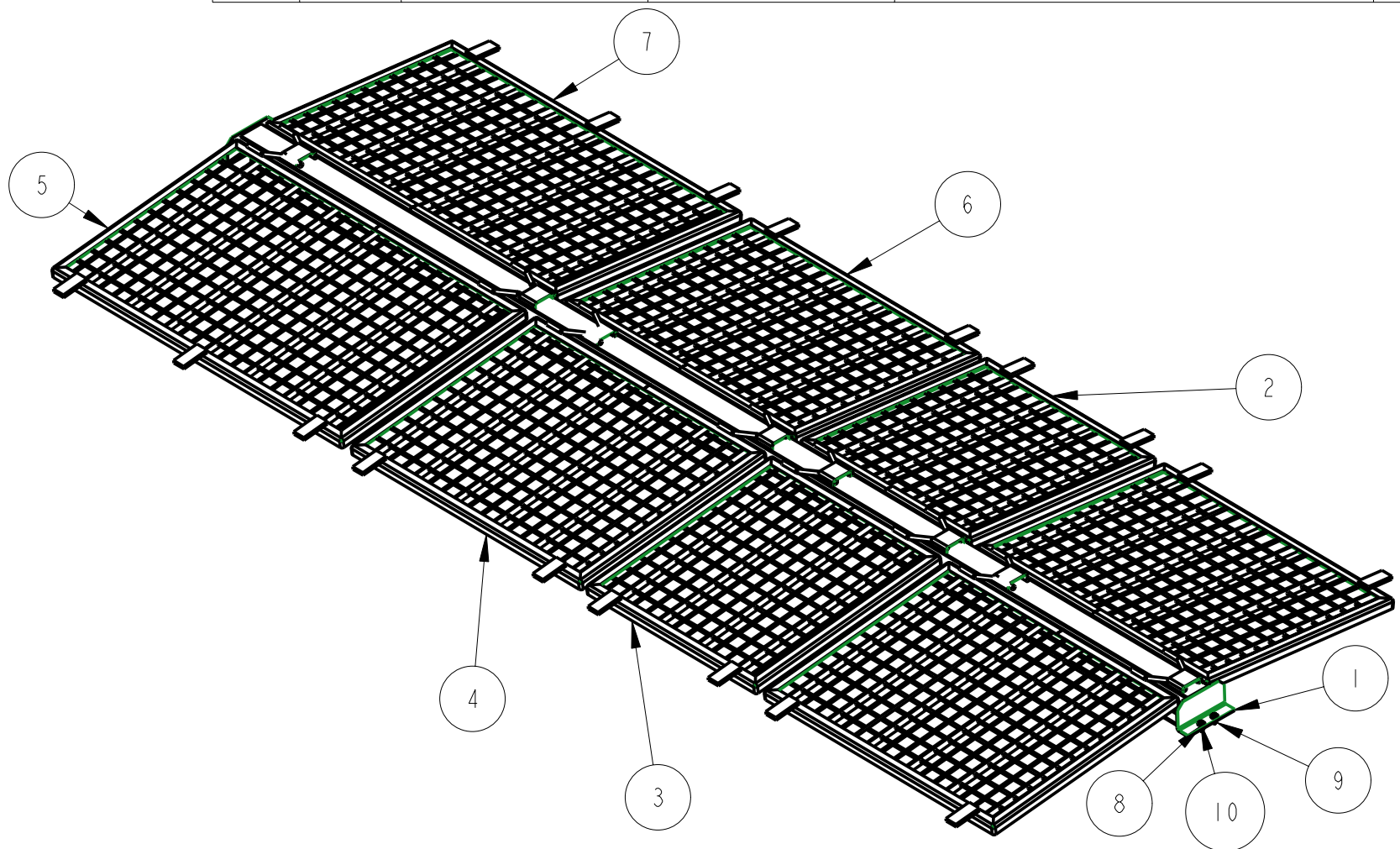
NO.	QUA.	PART NO.	DESCRIPTION
1	1	FHV-00269	VALVE-DUAL FLOW CONTROL W/ELEC. DUMP
2	1	FHF-50040	NIPPLE, 3/4" X 2" B.P.
3	1	FHF-50053	TEE, 3/4" NPT B.P.
4	1	FHF-50079	ELBOW, 90° 3/4" NPT B.P.
5	4	FHF-00236	NIPPLE, KING - 3/4" NPT B.P.
6	4	FHF-00278	CLAMP, 3/4" HOSE
7	1	FHF-00257A	QUICK COUPLER, 3/4" NPT (MALE)
8	1	FHF-00257B	QUICK COUPLER, 3/4" NPT (FEMALE)
9	1	FHF-50140	ELBOW, 90° 3/4" NPT (HIGH PRESS.)
10	1	FHF-50052	TEE, 3/4" X 3/4" X 1/2" NPT B.P.
11	1	FHF-00298	ADAPTER, 5/8" ORM X 3/4" NPTM
12	1	FHF-00204	ADAPTER, 5/8" ORM X 3/4" JICM
13	1	FHF-00274	ELBOW, 90° 3/4" JICM X NPTM
* 14	1	FHF-00317	ELBOW, 90° 1/2" NPTM X NPTFMSW
* 15	1	FHF-00266	ELBOW, 90° 1/2" NPT (HIGH PRESS.)
* 16	2	FHF-50078	ELBOW, 90° 1/2" NPT B.P.
* 17	2	FHF-00261	NIPPLE, KING - 1/2" NPT B.P.
* 18	2	FHF-00260	CLAMP, 1/2" HOSE
* 19	2	FHF-00442	HOSE END, 1/2" NPTM
20	2	FHF-00443	HOSE END, 3/4" NPTM
21	2	FHF-00456	HOSE END, 3/4" JICFMSW
22	1	FHH-00098	HOSE, 3/4" LOW PRESS. X 72"
23	1	FHH-00238	HOSE, 3/4" 100R2 X 72"
24	1	FHH-00098	HOSE, 3/4" LOW PRESS. X 60"
25	1	FHH-00238	HOSE, 3/4" 100R2 X 60"
* 26	1	FHH-00237	HOSE, 1/2" 100R2 X 84"
* 27	1	FHH-00117	HOSE, 1/2" LOW PRESS. X 60"
* 28	1	FE-00147	SWITCH, TOGGLE (NOT SHOWN)
* 29	40'	FE-00133	WIRE, 14 GA. SINGLE (NOT SHOWN)

\* - ITEMS TO BE SHIPPED IN KIT

		SCALE 1=8	REQ'D.
		DRAWN GF	DATE 9-26-95
NAME CONTROL VALVE w/ELEC. ON/OFF (MT ON LEFT REAR STAKE)		CHECKED	DATE
		FOR AC-2420A	
MATERIAL		NUMBER B220313-05	



ITEM	QTY.	PART NO.	WARREN PART NO.	DESCRIPTION	WEIGHT
1	1	220070-34	300-30582	SCREEN BEAM WELDMENT - 16'	249.791
2	1	220071-00	300-30013	SCREEN SECTION - 3 FT - RH	55.928
3	1	220071-14	300-30012	SCREEN SECTION - 3 FT - LH	55.928
4	2	220071-15	300-30014	SCREEN SECTION - 4 FT - LH	71.719
5	1	220071-16	300-30016	SCREEN SECTION - 5 FT - LH	87.988
6	2	220071-23	300-30015	SCREEN SECTION - 4 FT - RH	71.719
7	1	220071-24	300-30017	SCREEN SECTION - 5 FT - RH	87.988
8	4	FF-00015	900-80106	3/8 FLAT WASHER ZN	0.021
9	4	FF-00023	900-80113	3/8-16 NUT-KEP ZN	0.026
10	4	FF-00229	900-80128	3/8-16 X 1-1/4 HEX CAP SCREW GR 8 YEL ZN	0.054



01-Dec-06

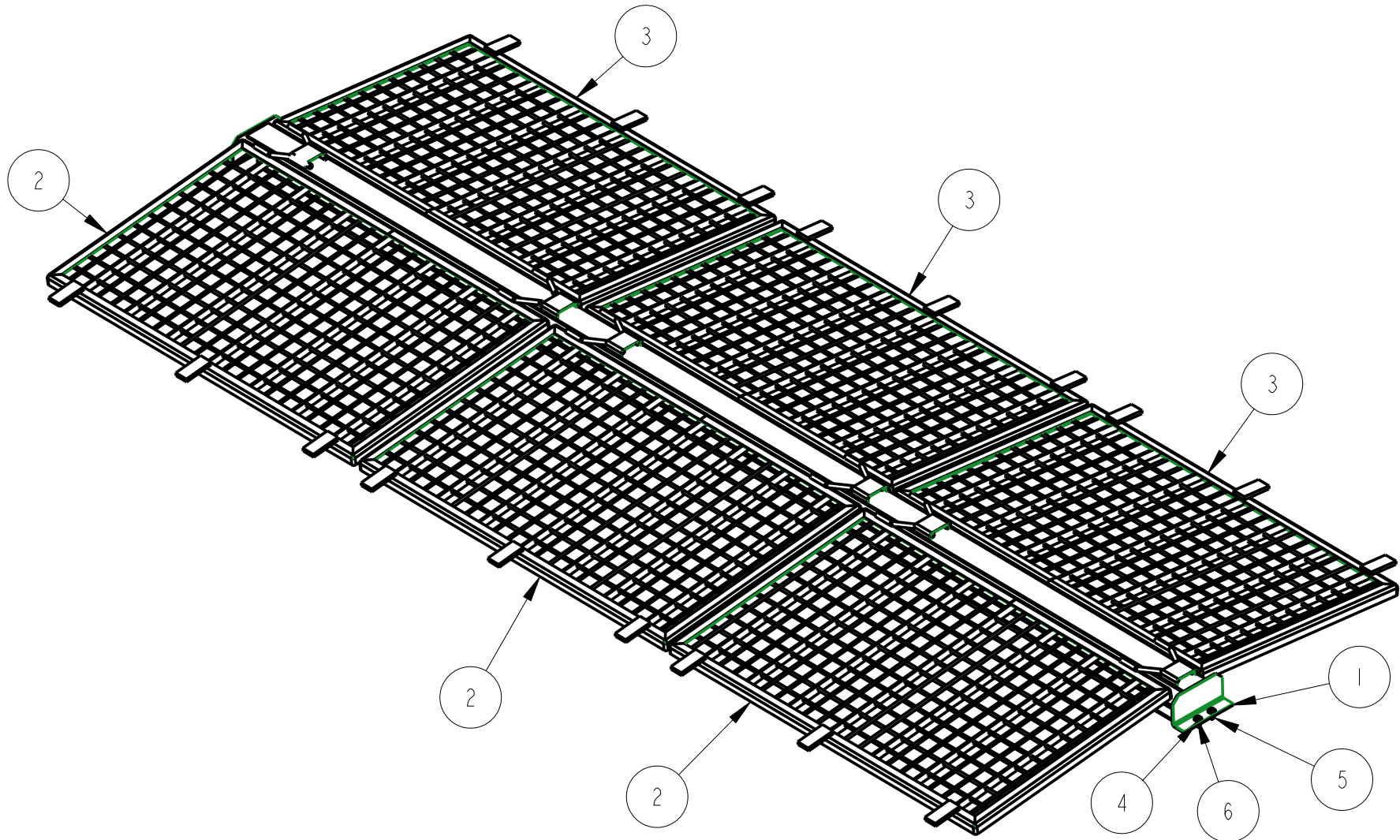
SCREEN ASSEMBLY - 16 FT

220175-09





ITEM	QTY.	PART NO.	WARREN PART NO.	DESCRIPTION	WEIGHT
1	1	220070-33	300-30581	SCREEN BEAM WELDMENT - 15'	233.526
2	3	220071-16	300-30016	SCREEN SECTION - 5 FT - LH	87.988
3	3	220071-24	300-30017	SCREEN SECTION - 5 FT - RH	87.988
4	4	FF-00015	900-80106	3/8 FLAT WASHER ZN	0.021
5	4	FF-00023	900-80113	3/8-16 NUT-KEP ZN	0.026
6	4	FF-00229	900-80128	3/8-16 X 1-1/4 HEX CAP SCREW GR 8 YEL ZN	0.054



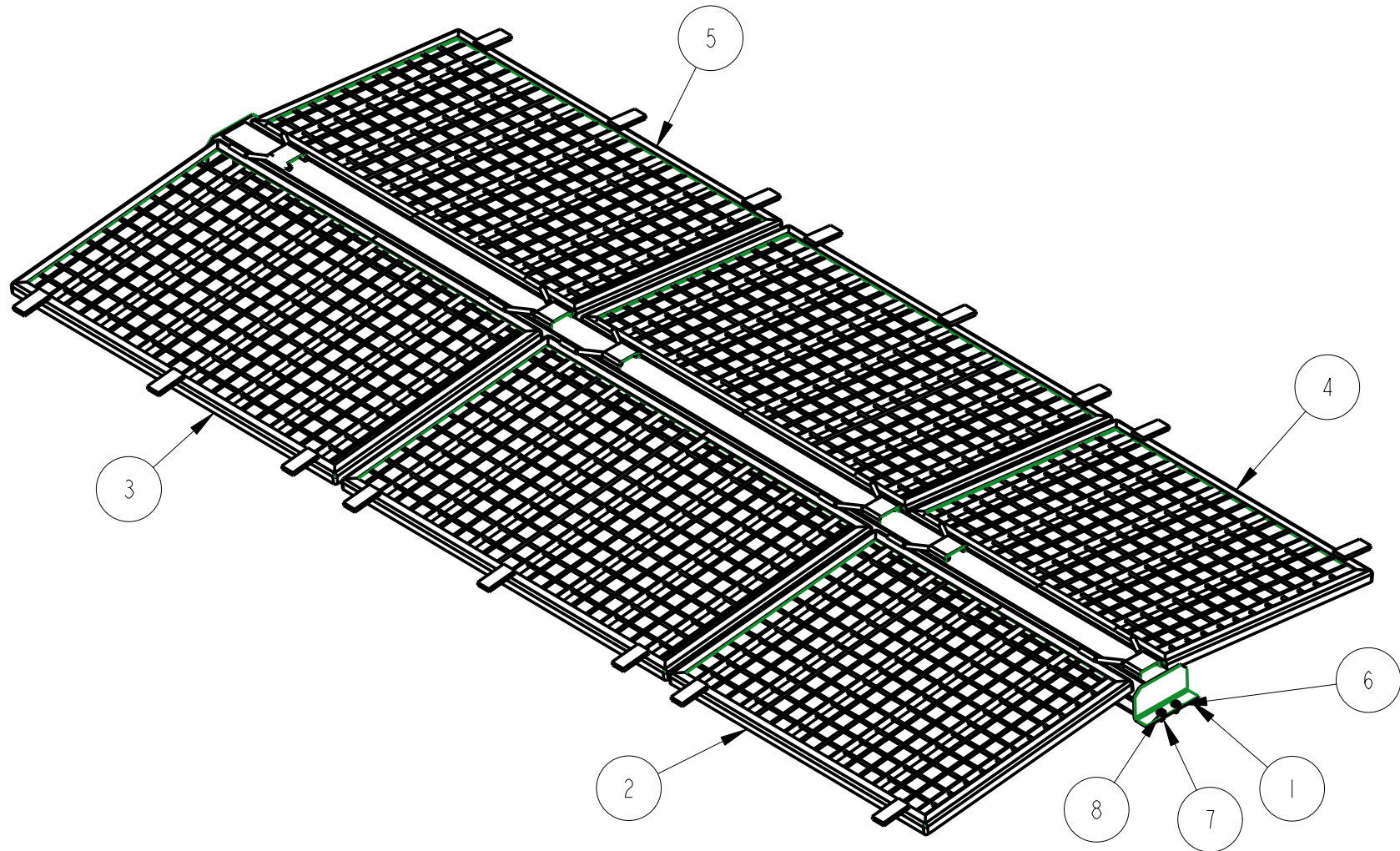
01-Dec-06

SCREEN ASSEMBLY - 15 FT

220175-08



ITEM	QTY.	PART NO.	WARREN PART NO.	DESCRIPTION	WEIGHT
1	1	220070-32	300-30580	SCREEN BEAM WELDMENT - 14'	167.611
2	1	220071-15	300-30014	SCREEN SECTION - 4 FT - LH	71.719
3	2	220071-16	300-30016	SCREEN SECTION - 5 FT - LH	87.988
4	1	220071-23	300-30015	SCREEN SECTION - 4 FT - RH	71.719
5	2	220071-24	300-30017	SCREEN SECTION - 5 FT - RH	87.988
6	4	FF-00015	900-80106	3/8 FLAT WASHER ZN	0.021
7	4	FF-00023	900-80113	3/8-16 NUT-KEP ZN	0.026
8	4	FF-00229	900-80128	3/8-16 X 1-1/4 HEX CAP SCREW GR 8 YEL ZN	0.054



14-Jan-11

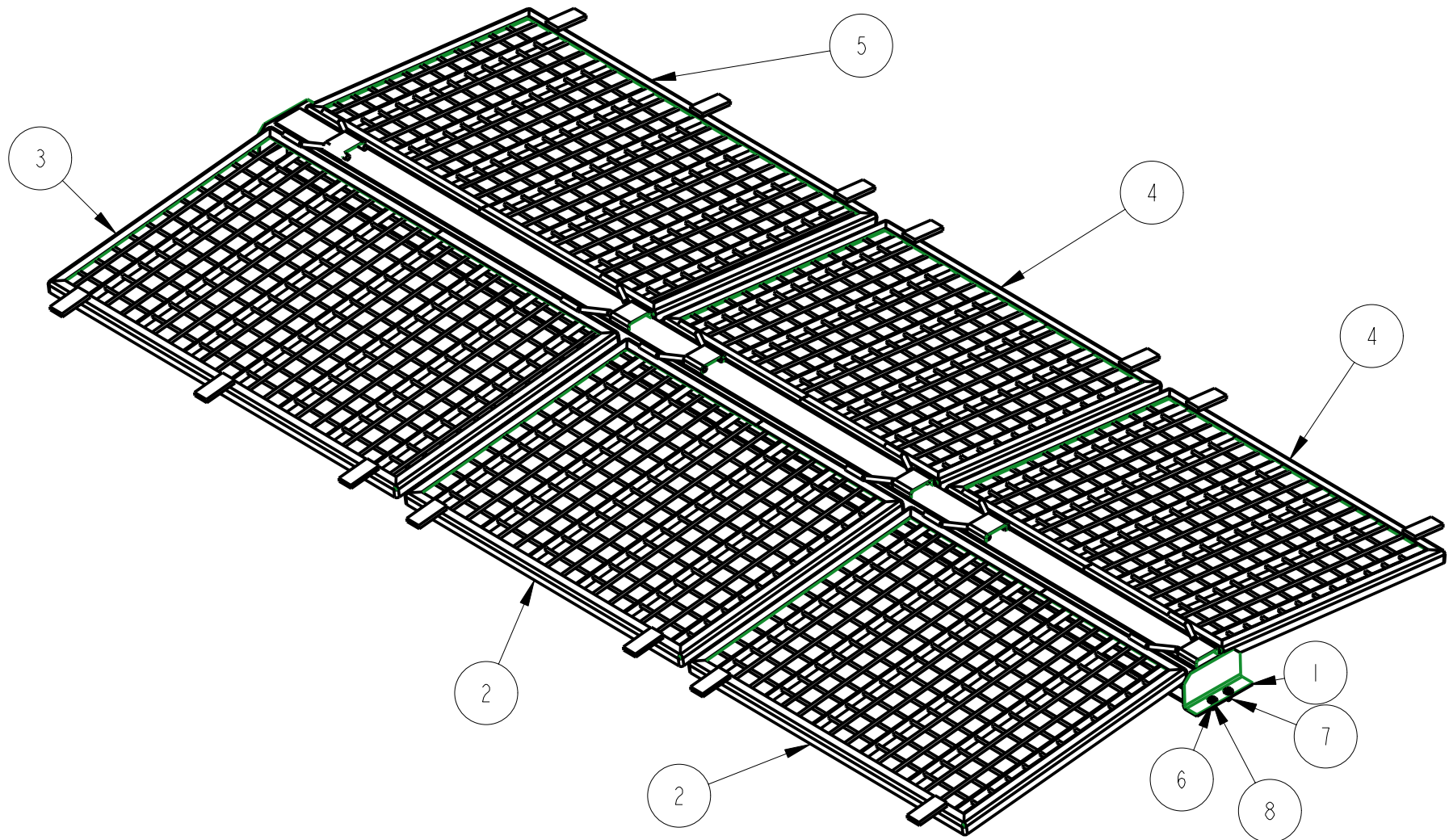
SCREEN ASSEMBLY - 14 FT

TBD

220175-07



ITEM	QTY.	PART NO.	WARREN PART NO.	DESCRIPTION	WEIGHT
1	1	220070-31	300-30579	SCREEN BEAM WELDMENT - 13'	203.397
2	2	220071-15	300-30014	SCREEN SECTION - 4 FT - LH	71.719
3	1	220071-16	300-30016	SCREEN SECTION - 5 FT - LH	87.988
4	2	220071-23	300-30015	SCREEN SECTION - 4 FT - RH	71.719
5	1	220071-24	300-30017	SCREEN SECTION - 5 FT - RH	87.988
6	4	FF-00015	900-80106	3/8 FLAT WASHER ZN	0.021
7	4	FF-00023	900-80113	3/8-16 NUT-KEP ZN	0.026
8	4	FF-00229	900-80128	3/8-16 X 1-1/4 HEX CAP SCREW GR 8 YEL ZN	0.054



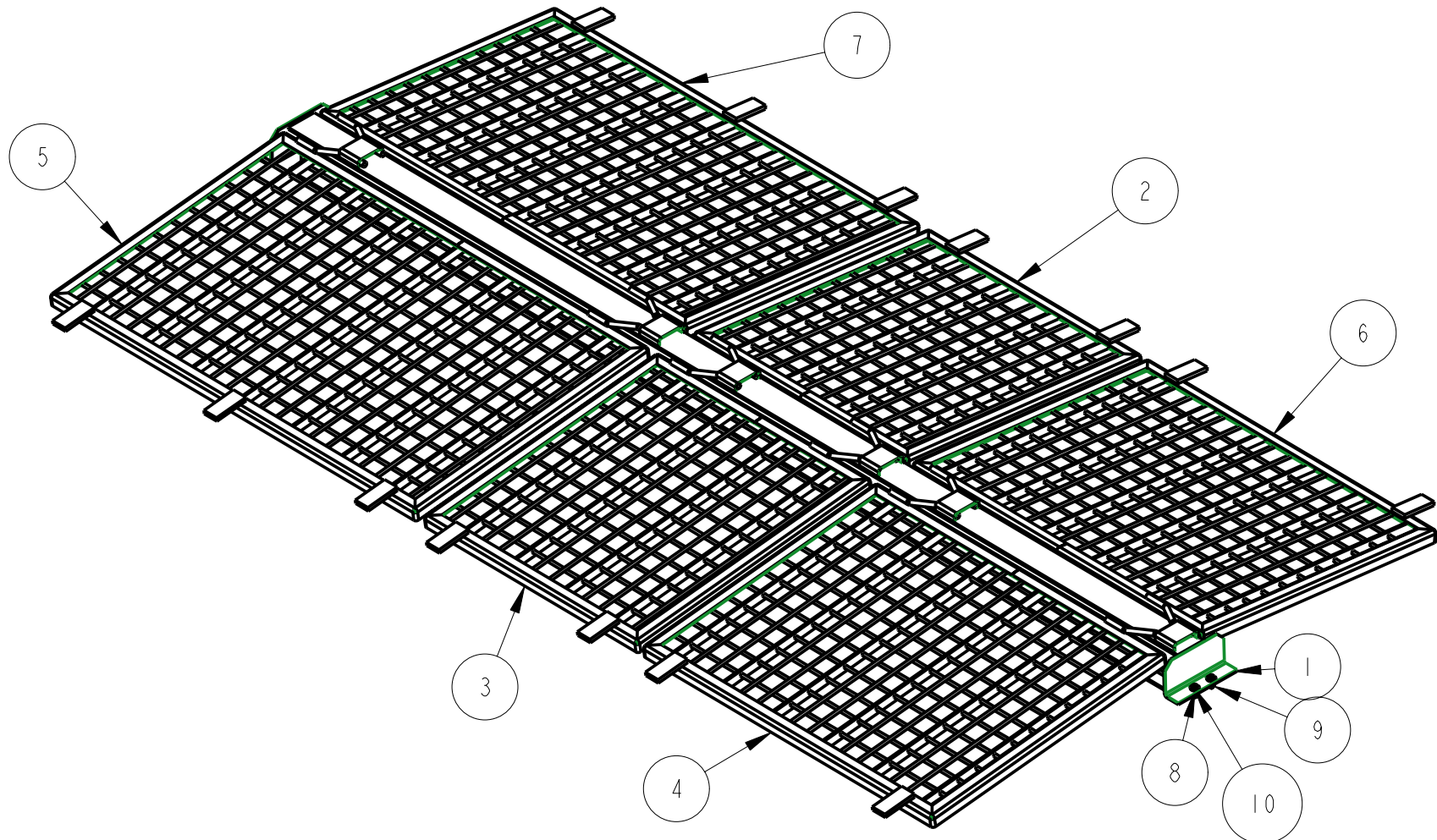
01-Dec-06

SCREEN ASSEMBLY - 13 FT

220175-06



ITEM	QTY.	PART NO.	WARREN PART NO.	DESCRIPTION	WEIGHT
1	1	220070-30	300-30578	SCREEN BEAM WELDMENT - 12'	188.333
2	1	220071-00	300-30013	SCREEN SECTION - 3 FT - RH	55.928
3	1	220071-14	300-30012	SCREEN SECTION - 3 FT - LH	55.928
4	1	220071-15	300-30014	SCREEN SECTION - 4 FT - LH	71.719
5	1	220071-16	300-30016	SCREEN SECTION - 5 FT - LH	87.988
6	1	220071-23	300-30015	SCREEN SECTION - 4 FT - RH	71.719
7	1	220071-24	300-30017	SCREEN SECTION - 5 FT - RH	87.988
8	4	FF-00015	900-80106	3/8 FLAT WASHER ZN	0.021
9	4	FF-00023	900-80113	3/8-16 NUT-KEP ZN	0.026
10	4	FF-00229	900-80128	3/8-16 X 1-1/4 HEX CAP SCREW GR 8 YEL ZN	0.054



01-Dec-06

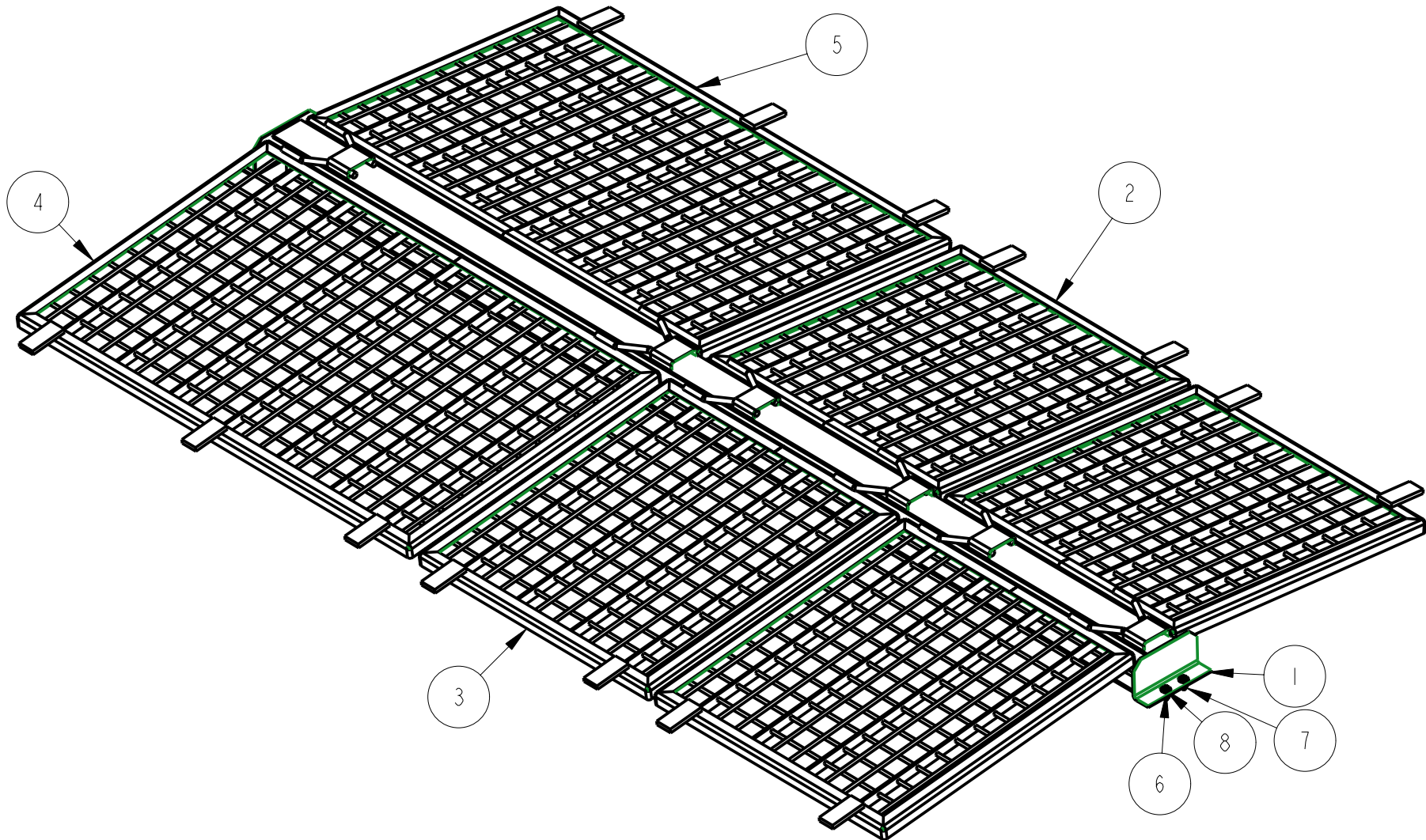
SCREEN ASSEMBLY - 12 FT

220175-05





ITEM	QTY.	PART NO.	WARREN PART NO.	DESCRIPTION	WEIGHT
1	1	220070-29	300-30577	SCREEN BEAM WELDMNT - 11'	173.268
2	2	220071-00	300-30013	SCREEN SECTION - 3 FT - RH	55.928
3	2	220071-14	300-30012	SCREEN SECTION - 3 FT - LH	55.928
4	1	220071-16	300-30016	SCREEN SECTION - 5 FT - LH	87.988
5	1	220071-24	300-30017	SCREEN SECTION - 5 FT - RH	87.988
6	4	FF-00015	900-80106	3/8 FLAT WASHER ZN	0.021
7	4	FF-00023	900-80113	3/8-16 NUT-KEP ZN	0.026
8	4	FF-00229	900-80128	3/8-16 X 1-1/4 HEX CAP SCREW GR 8 YEL ZN	0.054



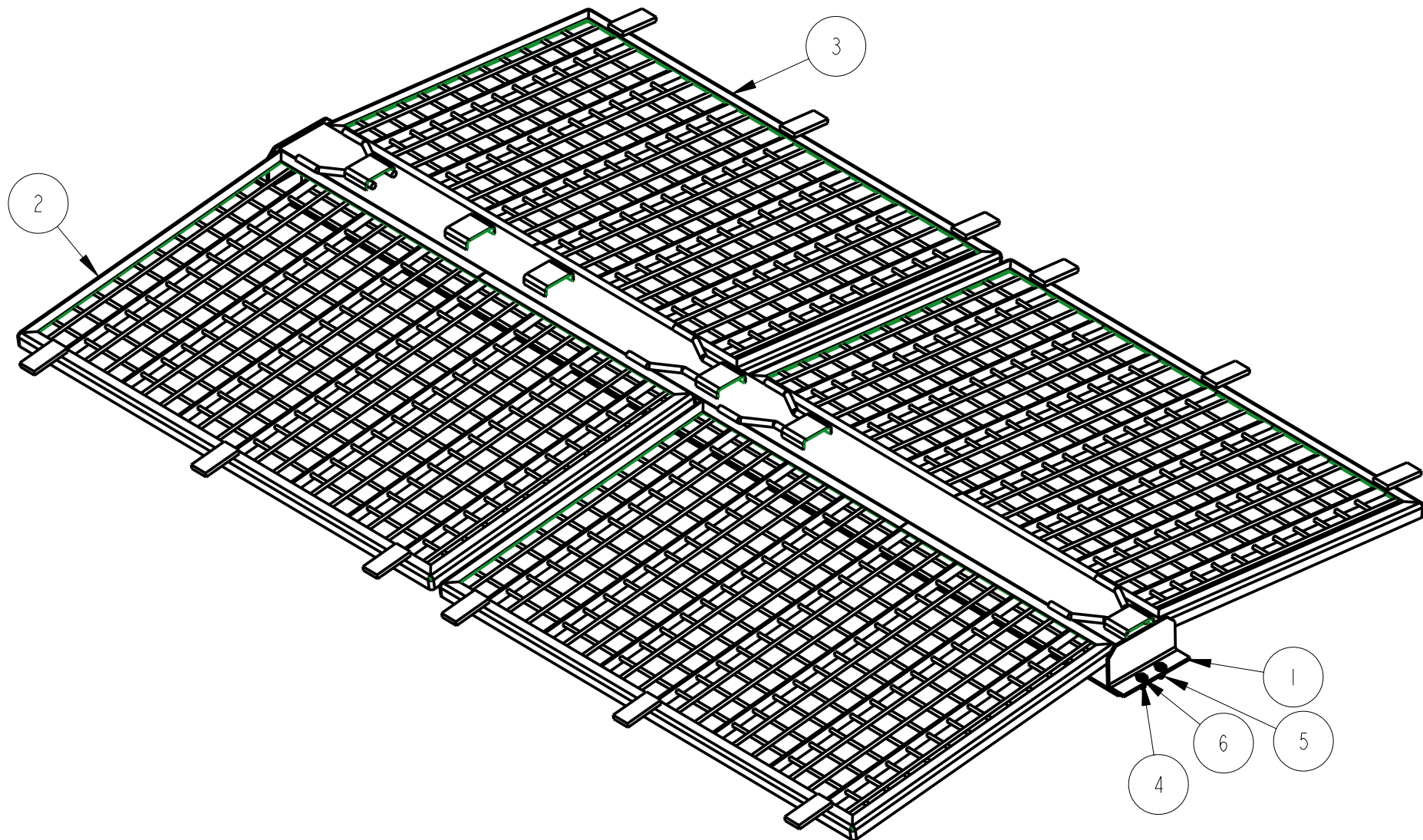
01-Dec-06

SCREEN ASSEMBLY - 11 FT

220175-04

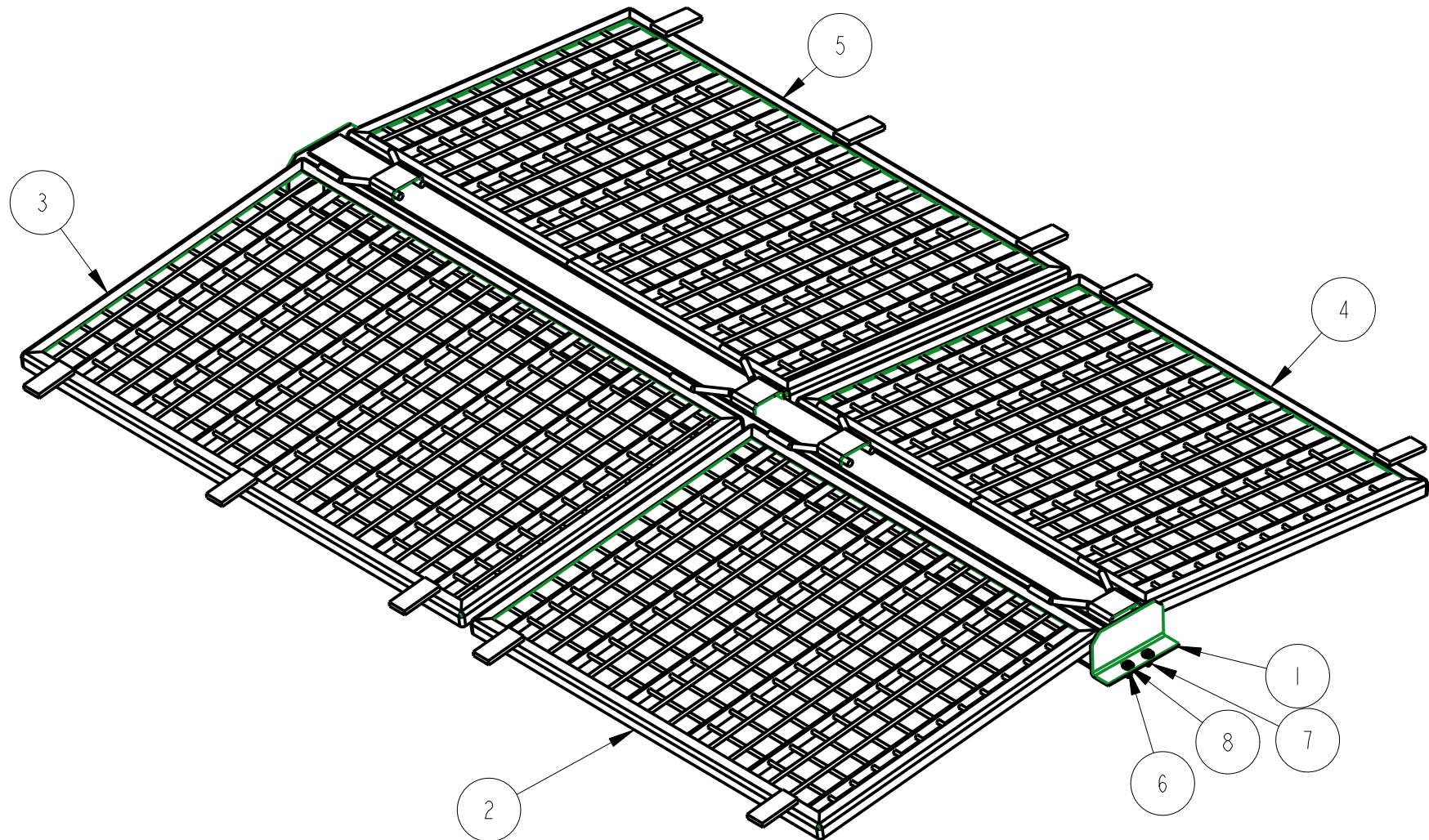


ITEM	QTY.	PART NO.	WARREN PART NO.	DESCRIPTION	WEIGHT
1	1	220070-28	300-30232	SCREEN BEAM WELDMNT - 10'	158.204
2	2	220071-16	300-30016	SCREEN SECTION - 5 FT - LH	87.988
3	2	220071-24	300-30017	SCREEN SECTION - 5 FT - RH	87.988
4	4	FF-00015	900-80106	3/8 FLAT WASHER ZN	0.021
5	4	FF-00023	900-80113	3/8-16 NUT-KEP ZN	0.000
6	4	FF-00229	900-80128	3/8-16 X 1-1/4 HEX CAP SCREW GR 8 YEL ZN	0.054



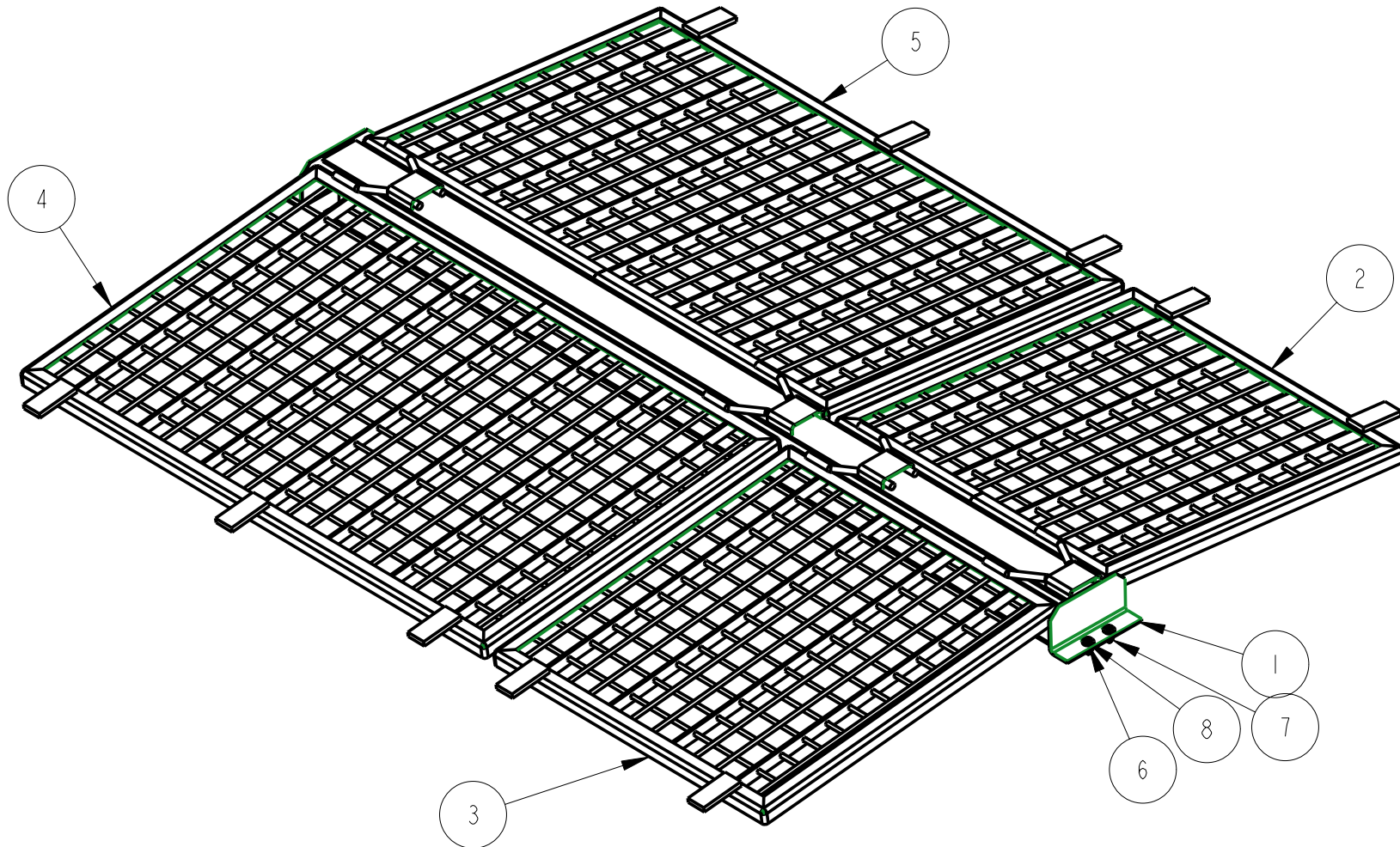


ITEM	QTY.	PART NO.	WARREN PART NO.	DESCRIPTION	WEIGHT
1	1	220070-27	300-30576	SCREEN BEAM WELDMENT - 9'	141.939
2	1	220071-15	300-30014	SCREEN SECTION - 4 FT - LH	71.719
3	1	220071-16	300-30016	SCREEN SECTION - 5 FT - LH	87.988
4	1	220071-23	300-30015	SCREEN SECTION - 4 FT - RH	71.719
5	1	220071-24	300-30017	SCREEN SECTION - 5 FT - RH	87.988
6	4	FF-00015	900-80106	3/8 FLAT WASHER ZN	0.021
7	4	FF-00023	900-80113	3/8-16 NUT-KEP ZN	0.026
8	4	FF-00229	900-80128	3/8-16 X 1-1/4 HEX CAP SCREW GR 8 YEL ZN	0.054





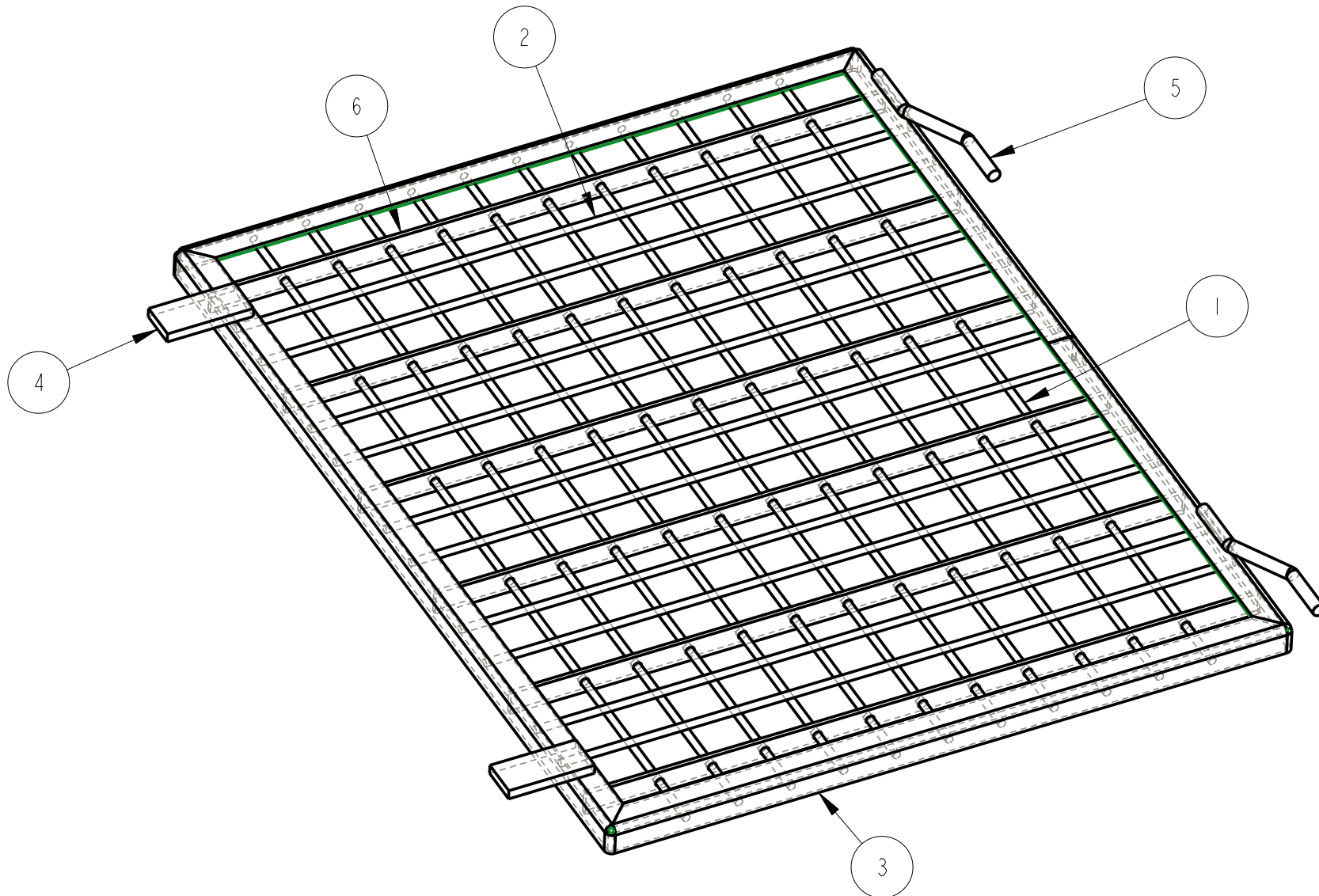
ITEM	QTY.	PART NO.	WARREN PART NO.	DESCRIPTION	WEIGHT
1	1	220070-26	300-30575	SCREEN BEAM WELDMENT - 8'	126.874
2	1	220071-00	300-30013	SCREEN SECTION - 3 FT - RH	55.928
3	1	220071-14	300-30012	SCREEN SECTION - 3 FT - LH	55.928
4	1	220071-16	300-30016	SCREEN SECTION - 5 FT - LH	87.988
5	1	220071-24	300-30017	SCREEN SECTION - 5 FT - RH	87.988
6	4	FF-00015	900-80106	3/8 FLAT WASHER ZN	0.021
7	4	FF-00023	900-80113	3/8-16 NUT-KEP ZN	0.026
8	4	FF-00229	900-80128	3/8-16 X 1-1/4 HEX CAP SCREW GR 8 YEL ZN	0.054







ITEM	QTY.	PART NO.	WARREN PART NO.	DESCRIPTION	WEIGHT
1	11	200173-01	300-30186	SCREEN ROD - 4 FT	1.425
2	10	200173-07	300-30187	SCREEN ROD CROSS BAR	1.104
3	1	200175-27	300-30566	SCREEN FRAME ANGLE - 4 FT.	19.373
4	2	200178-01	300-30189	SCREEN STOP	1.276
5	2	200181-02	300-30190	SCREEN HINGE - 5/8	0.800
6	6	200570-01	300-30223	SCREEN CROSS BAR	3.007



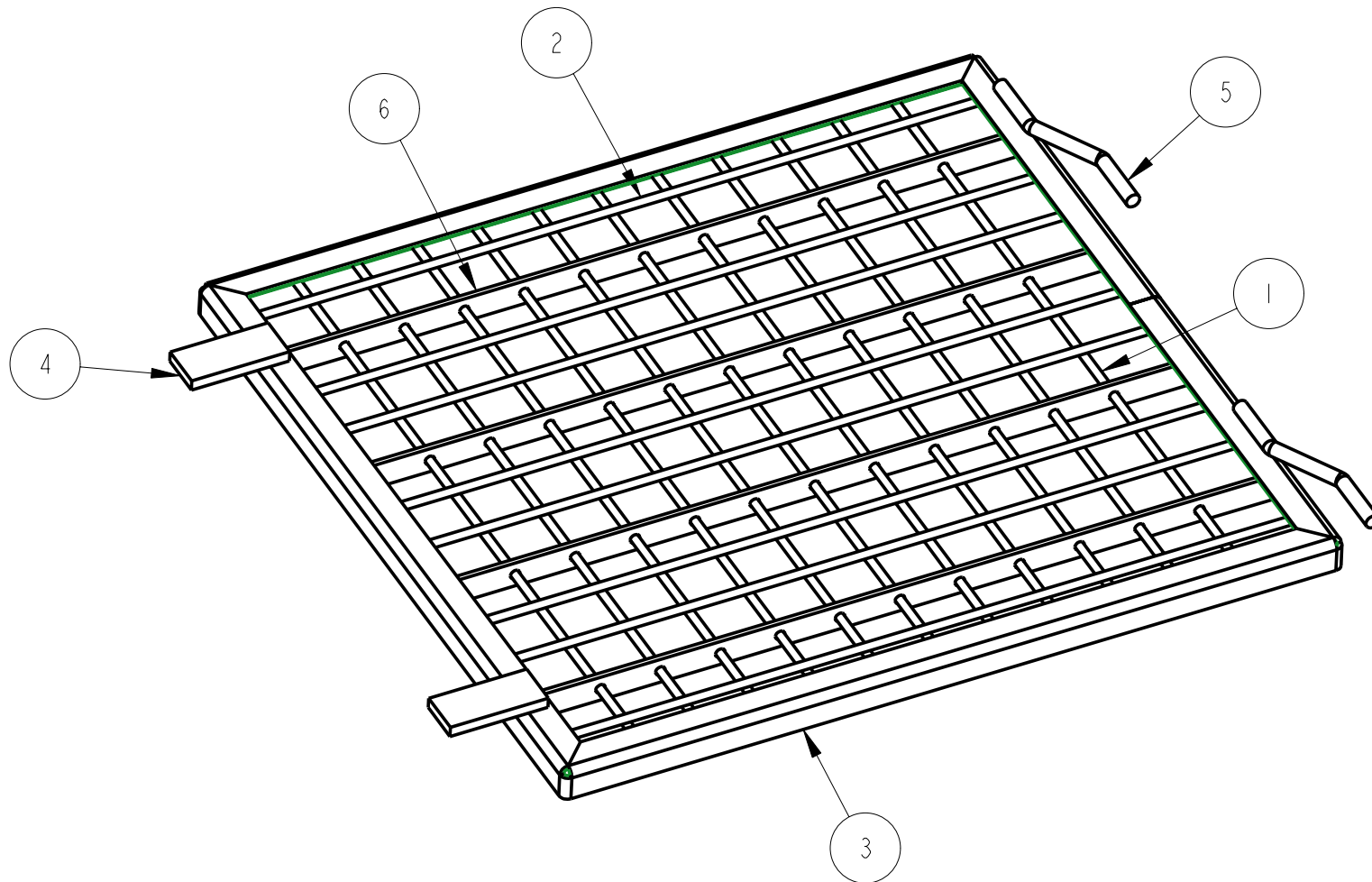
29-Oct-07

SCREEN SECTION - 4 FT - LH

220071-15

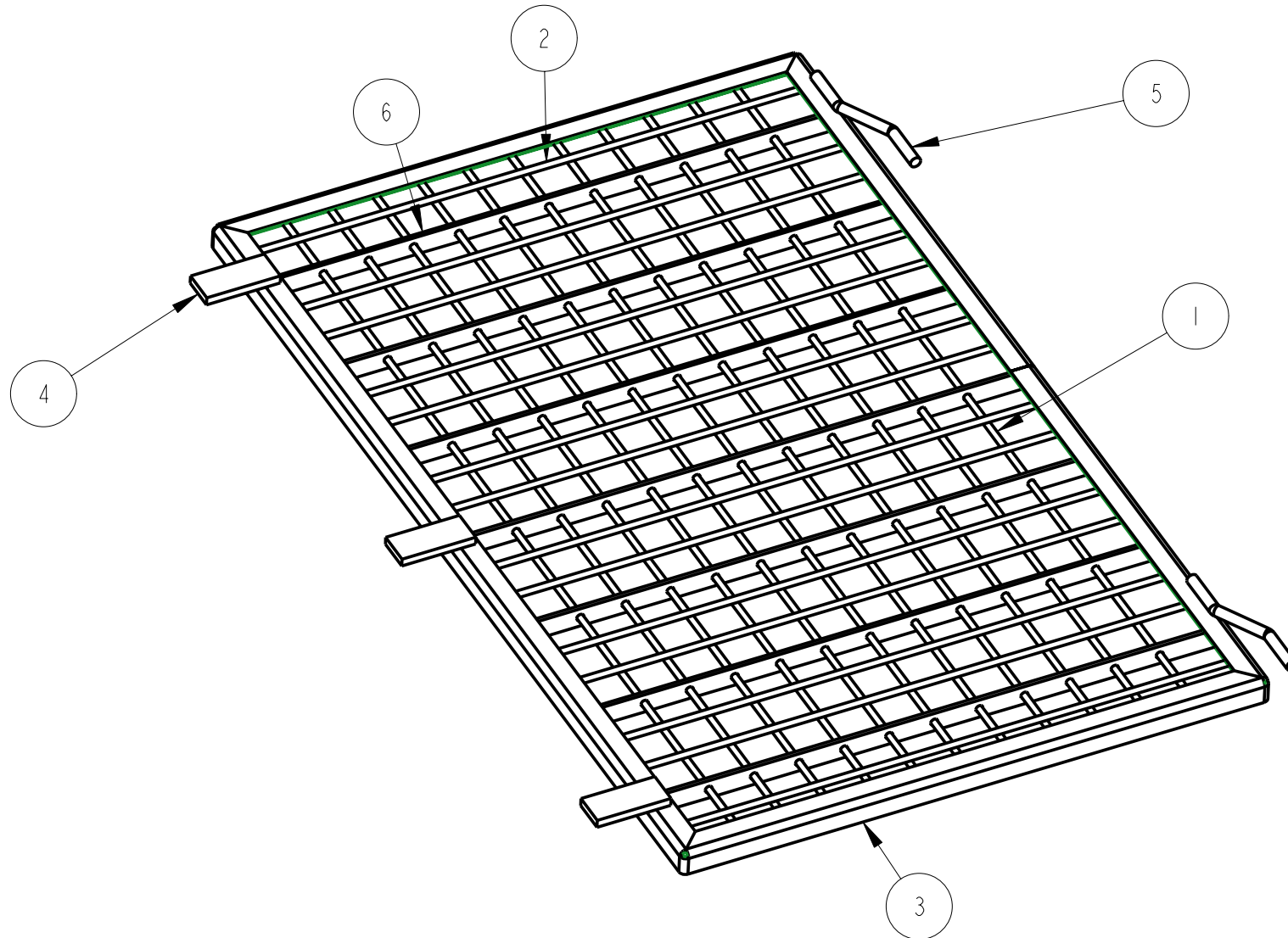


ITEM	QTY.	PART NO.	WARREN PART NO.	DESCRIPTION	WEIGHT
1	11	200173-06	300-30186	SCREEN ROD - 3 FT	1.049
2	8	200173-07	300-30187	SCREEN ROD CROSS BAR	1.104
3	1	200175-26	300-30565	SCREEN FRAME ANGLE - 3 FT.	19.373
4	2	200178-01	300-30189	SCREEN STOP	1.276
5	2	200181-02	300-30190	SCREEN HINGE - 5/8	0.800
6	4	200570-01	300-30223	SCREEN CROSS BAR	3.007



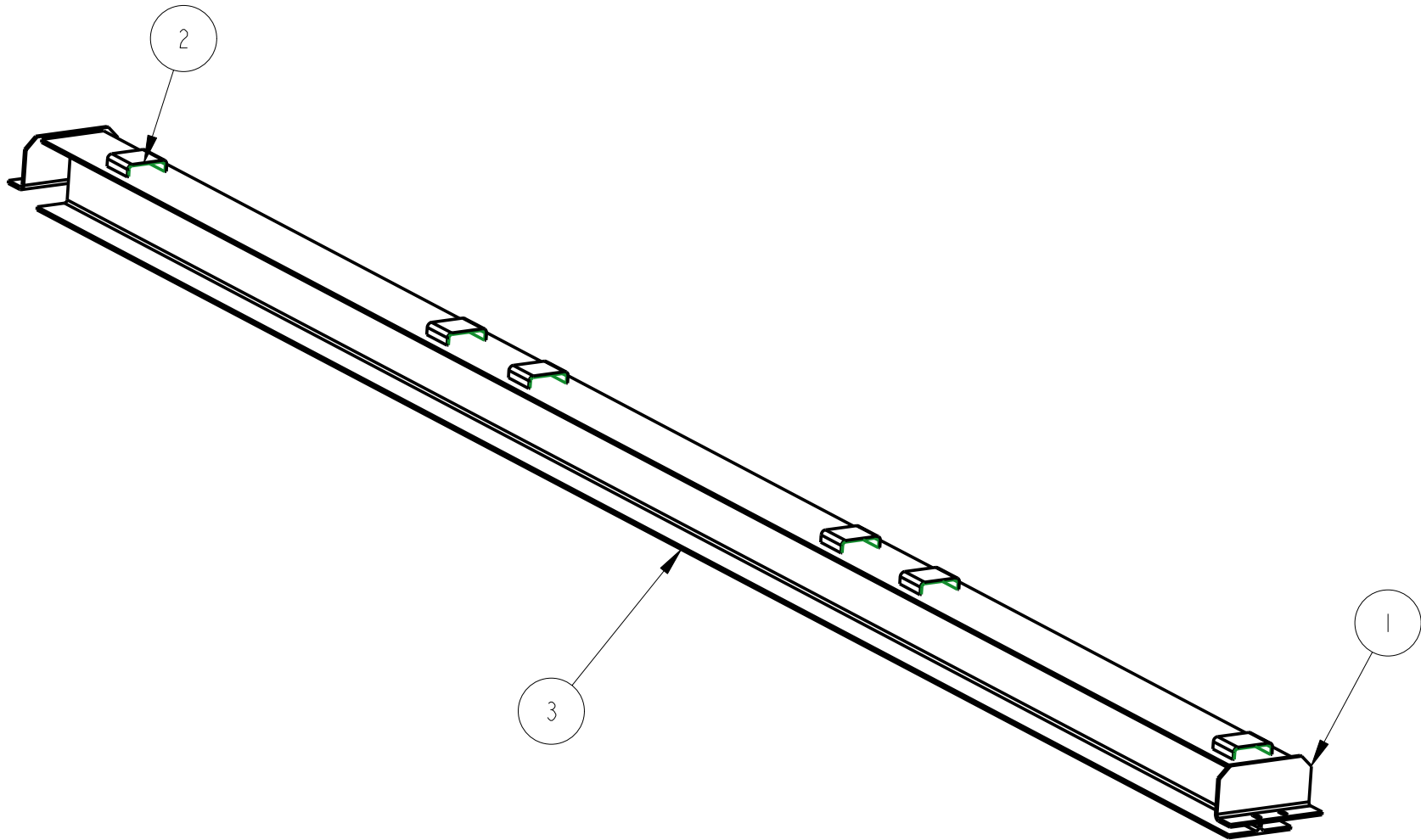


ITEM	QTY.	PART NO.	WARREN PART NO.	DESCRIPTION	WEIGHT
1	11	200173-02	300-30186	SCREEN ROD - 5 FT	1.801
2	14	200173-07	300-30187	SCREEN ROD CROSS BAR	1.104
3	1	200175-28	300-30188	SCREEN FRAME ANGLE - 5 FT.	19.373
4	3	200178-01	300-30189	SCREEN STOP	1.276
5	2	200181-02	300-30190	SCREEN HINGE - 5/8	0.800
6	7	200570-01	300-30223	SCREEN CROSS BAR	3.007



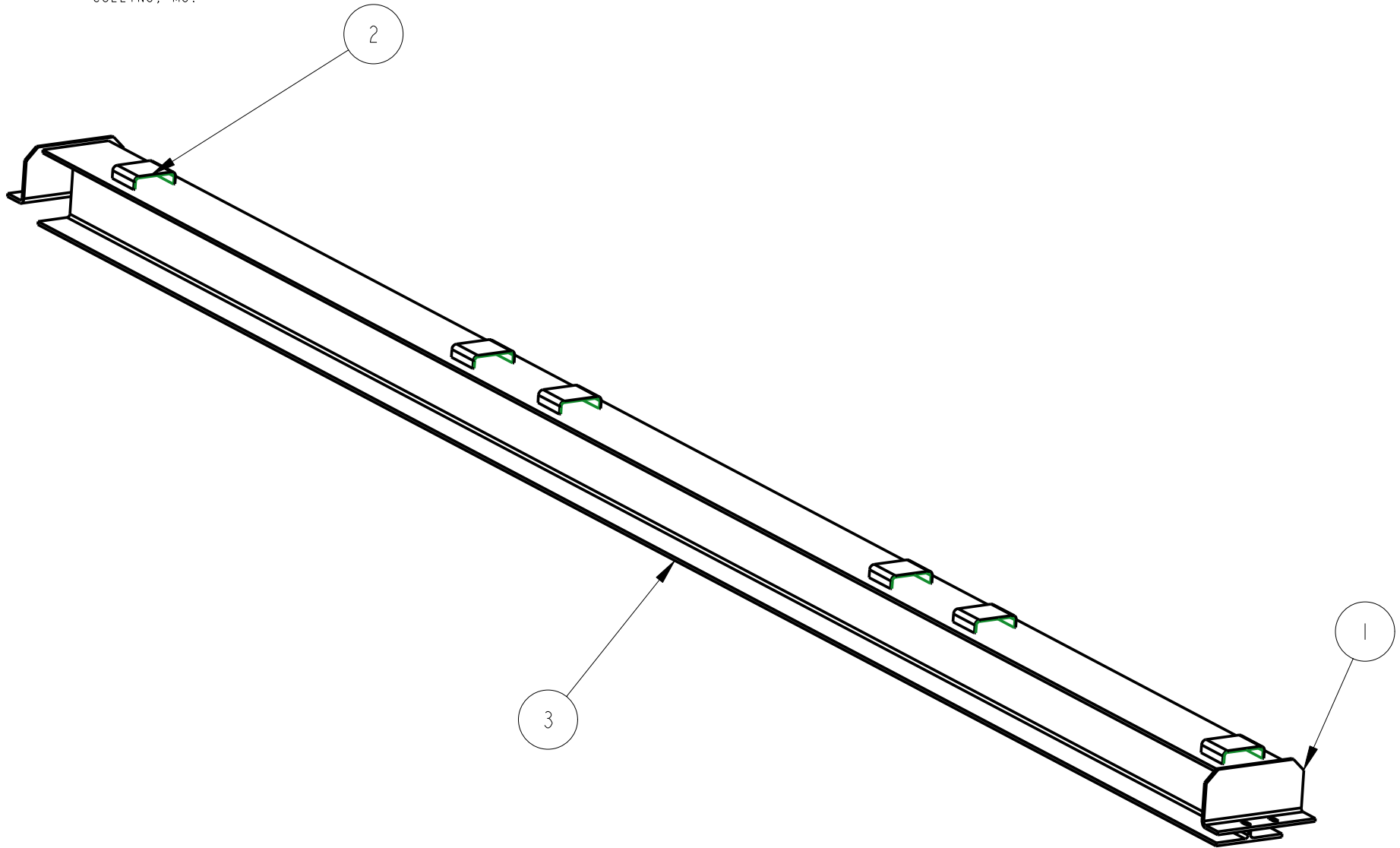


ITEM	QTY.	PART NO.	WARREN PART NO.	DESCRIPTION	WEIGHT
1	2	200171-02	300-30184	BEAM MNT. BRACKET	3.862
2	6	200172-02	300-30185	HINGE POCKET	0.600
3	1	200492-31	300-30573	SCREEN BEAM	222.200



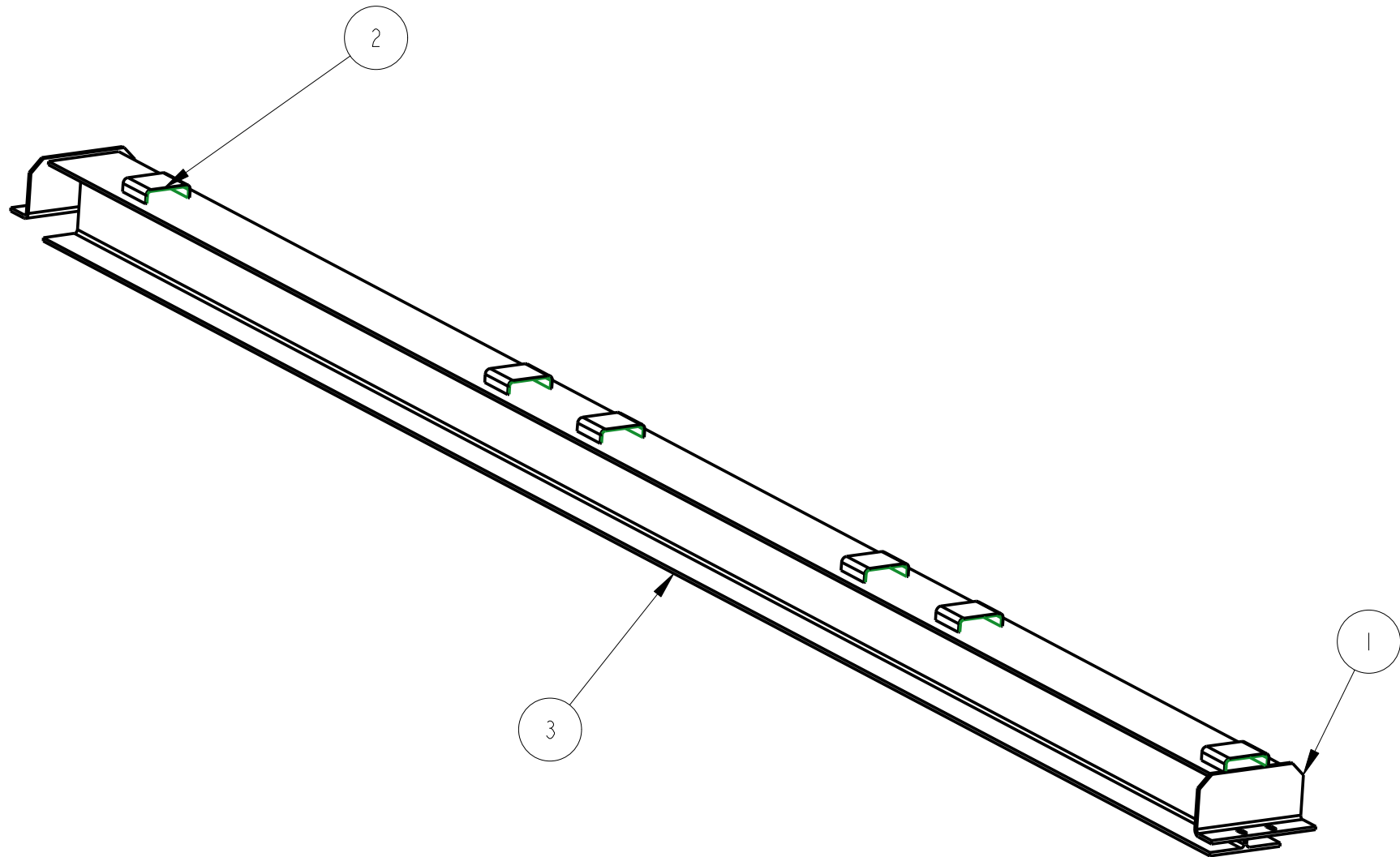


ITEM	QTY.	PART NO.	WARREN PART NO.	DESCRIPTION	WEIGHT
1	2	200171-02	300-30184	BEAM MNT. BRACKET	3.862
2	6	200172-02	300-30185	HINGE POCKET	0.600
3	1	200492-30	300-30572	SCREEN BEAM	207.136



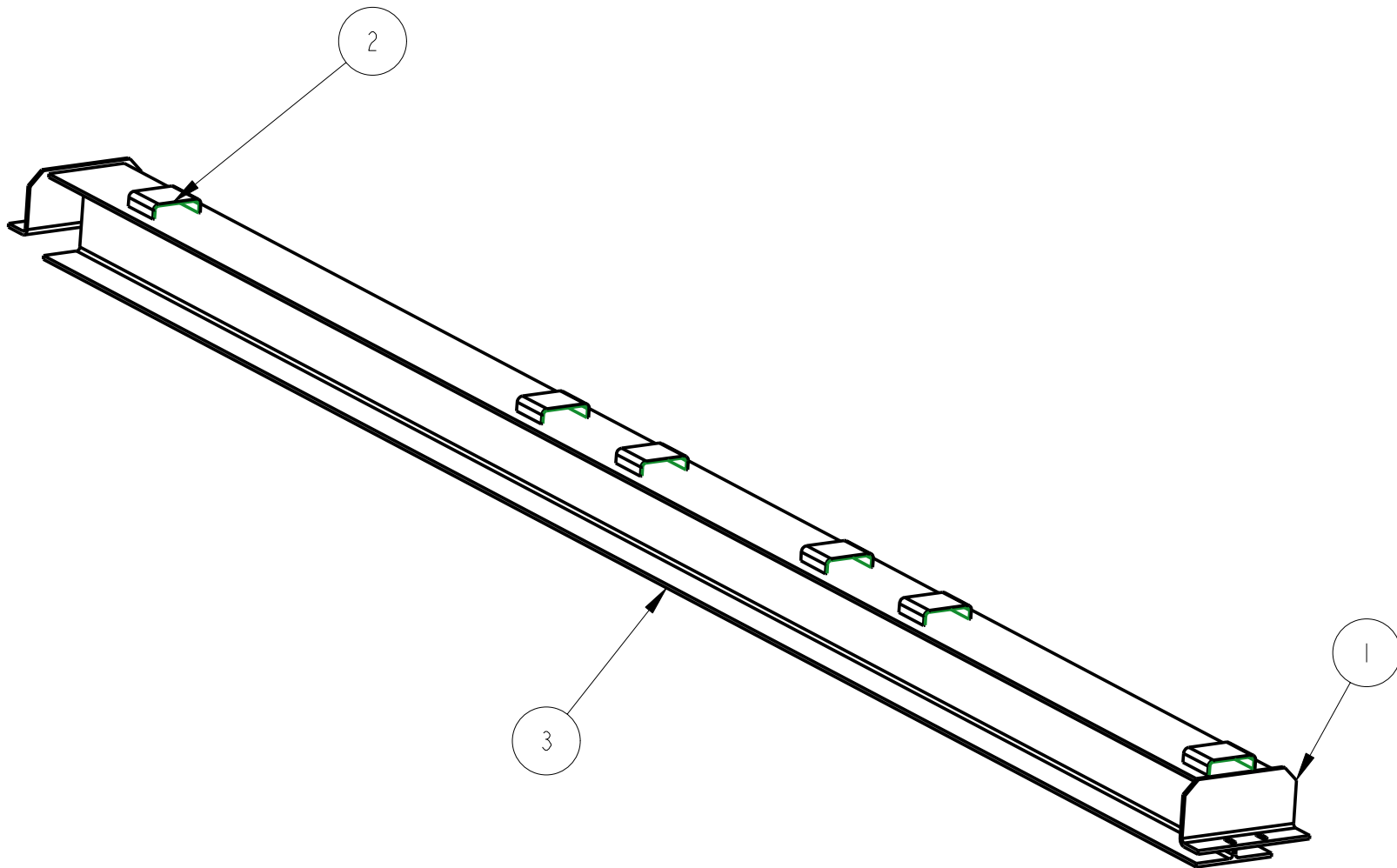


ITEM	QTY.	PART NO.	WARREN PART NO.	DESCRIPTION	WEIGHT
1	2	200171-02	300-30184	BEAM MNT. BRACKET	3.862
2	6	200172-02	300-30185	HINGE POCKET	0.600
3	1	200492-29	300-30571	SCREEN BEAM	192.072



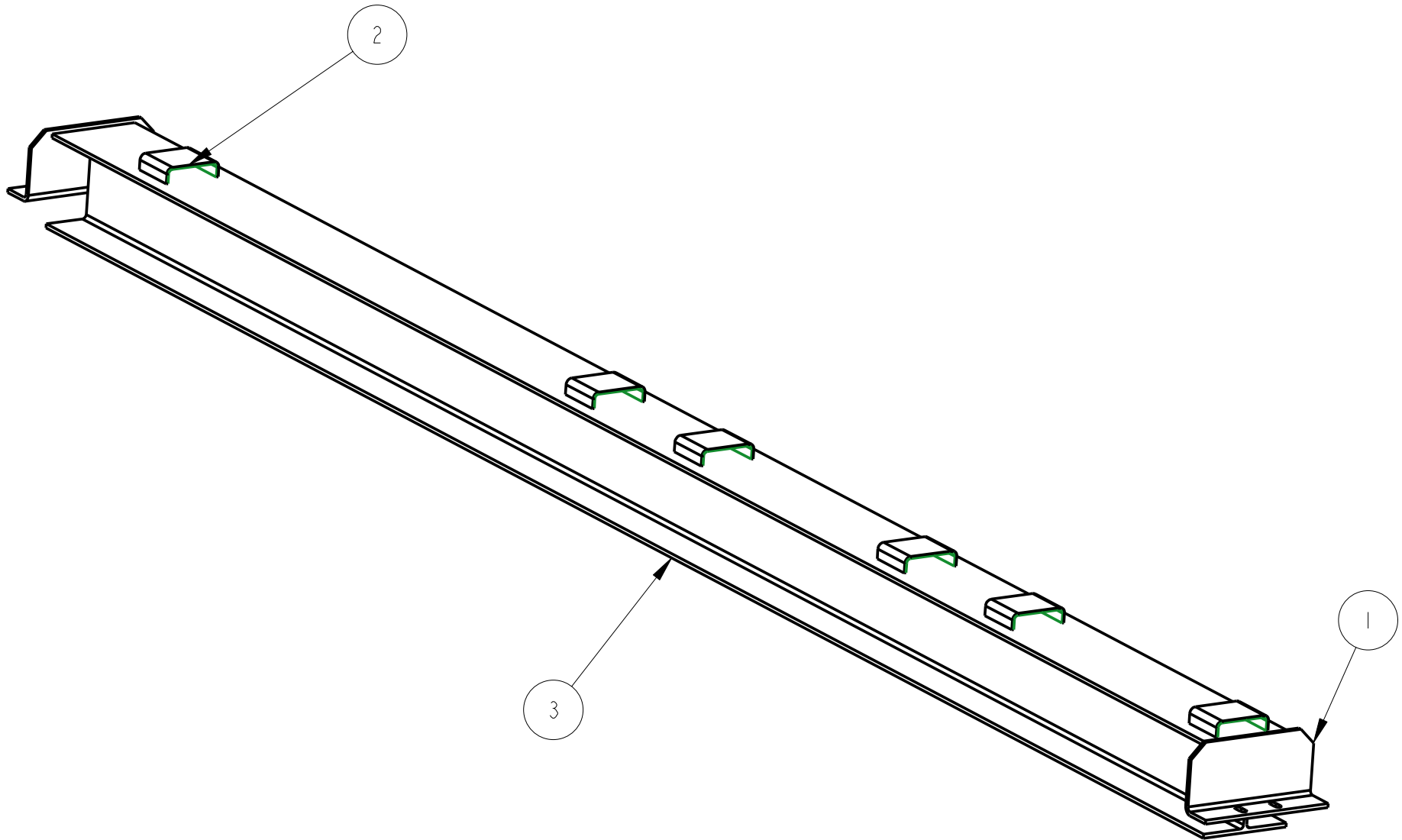


ITEM	QTY.	PART NO.	WARREN PART NO.	DESCRIPTION	WEIGHT
1	2	200171-02	300-30184	BEAM MNT. BRACKET	3.862
2	6	200172-02	300-30185	HINGE POCKET	0.600
3	1	200492-28	300-30570	SCREEN BEAM	177.007





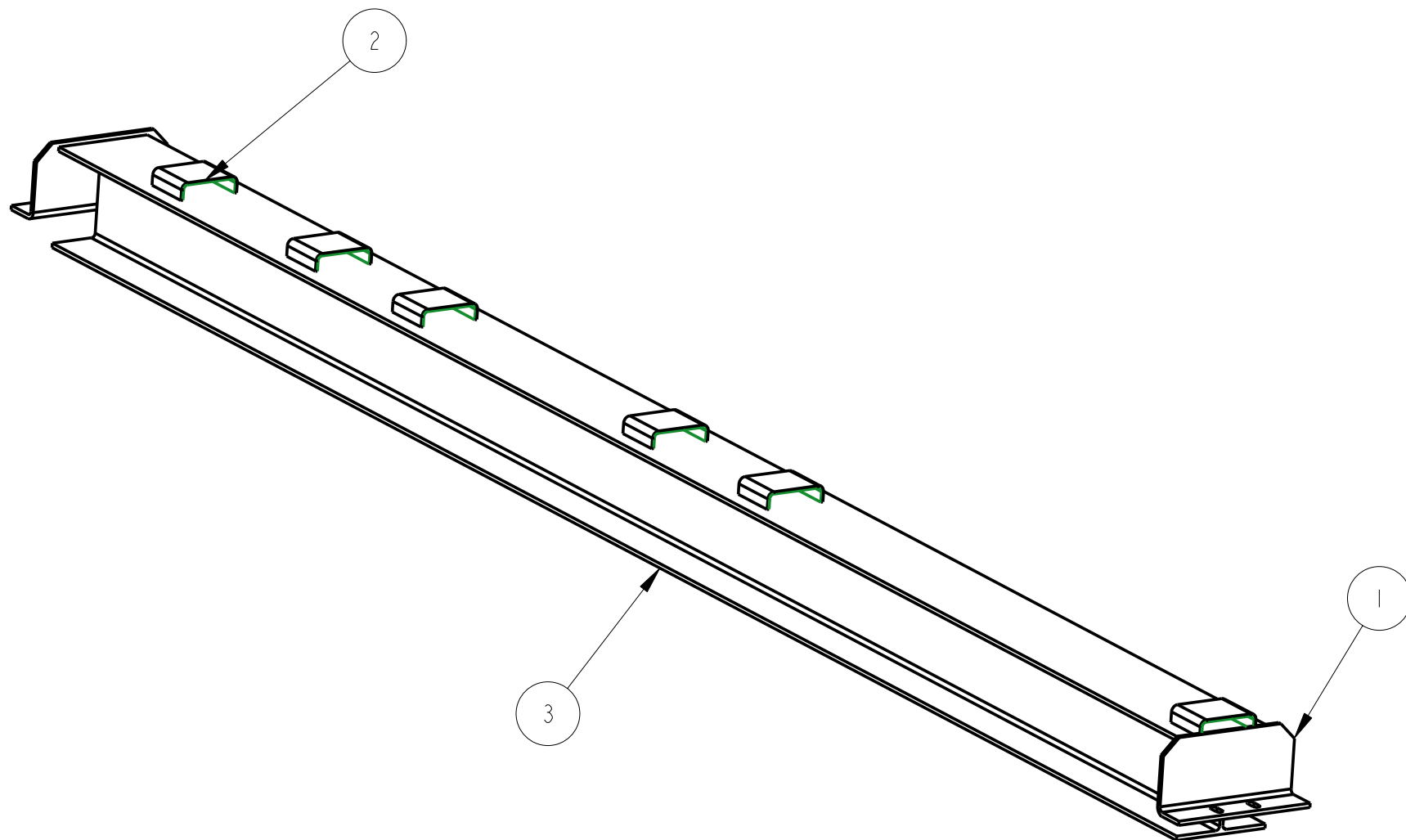
ITEM	QTY.	PART NO.	WARREN PART NO.	DESCRIPTION	WEIGHT
1	2	200171-02	300-30184	BEAM MNT. BRACKET	3.862
2	6	200172-02	300-30185	HINGE POCKET	0.600
3	1	200492-27	300-30569	SCREEN BEAM	161.943





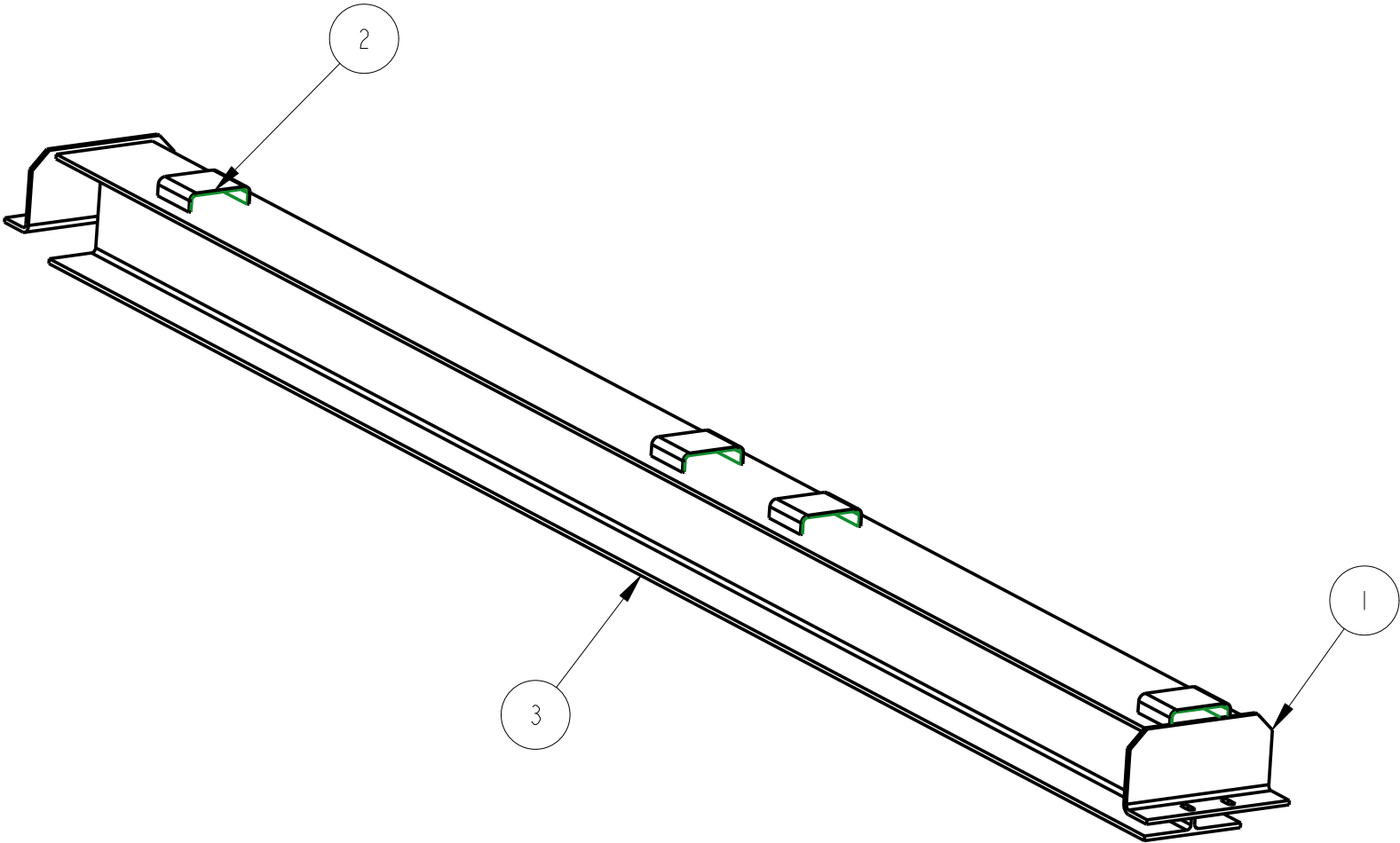


ITEM	QTY.	PART NO.	WARREN PART NO.	DESCRIPTION	WEIGHT
1	2	200171-02	300-30184	BEAM MNT. BRACKET	3.862
2	6	200172-02	300-30185	HINGE POCKET	0.600
3	1	200492-26	300-30219	SCREEN BEAM	146.878



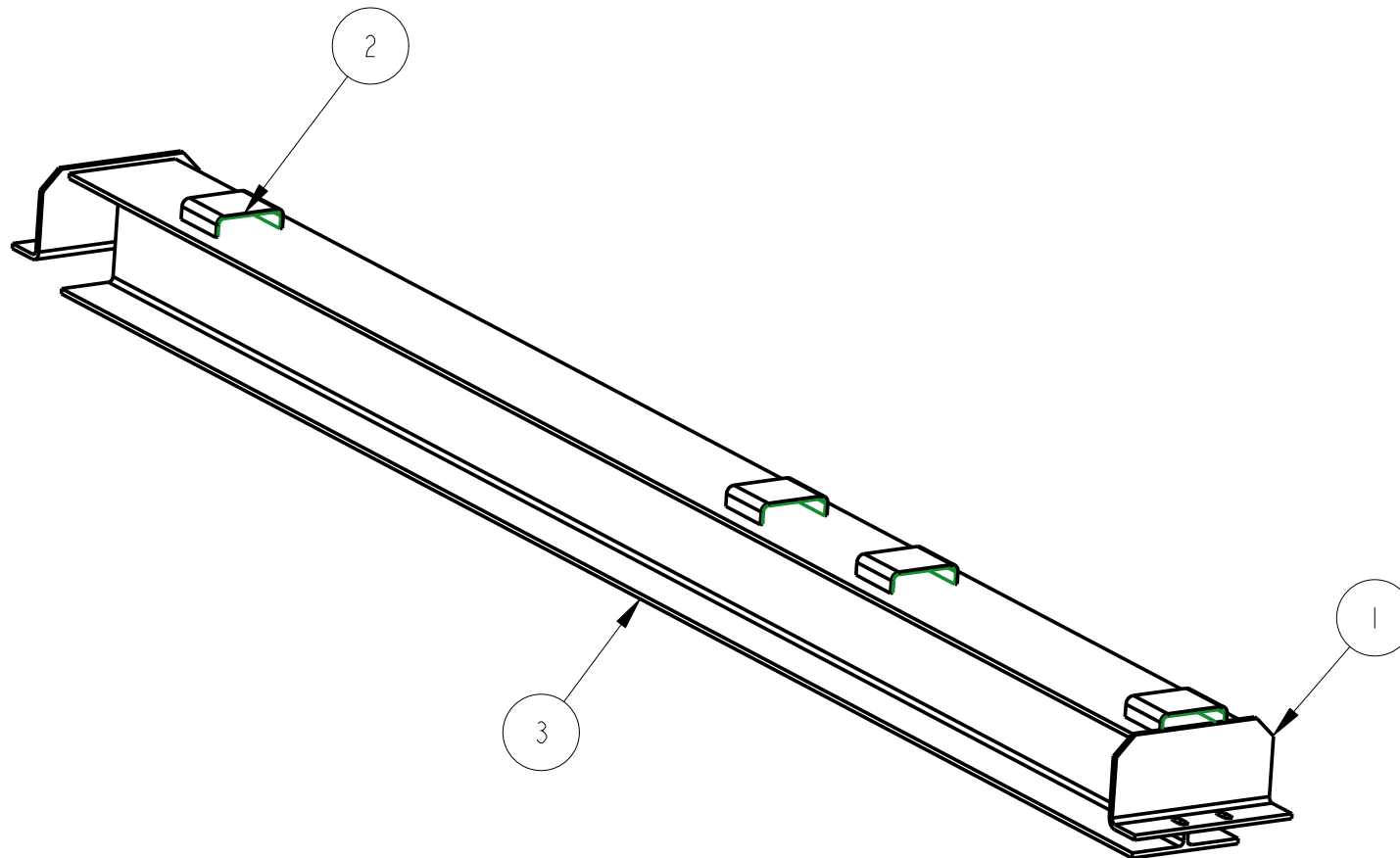


ITEM	QTY.	PART NO.	WARREN PART NO.	DESCRIPTION	WEIGHT
1	2	200171-02	300-30184	BEAM MNT. BRACKET	3.862
2	4	200172-02	300-30185	HINGE POCKET	0.600
3	1	200492-25	300-30568	SCREEN BEAM	131.814



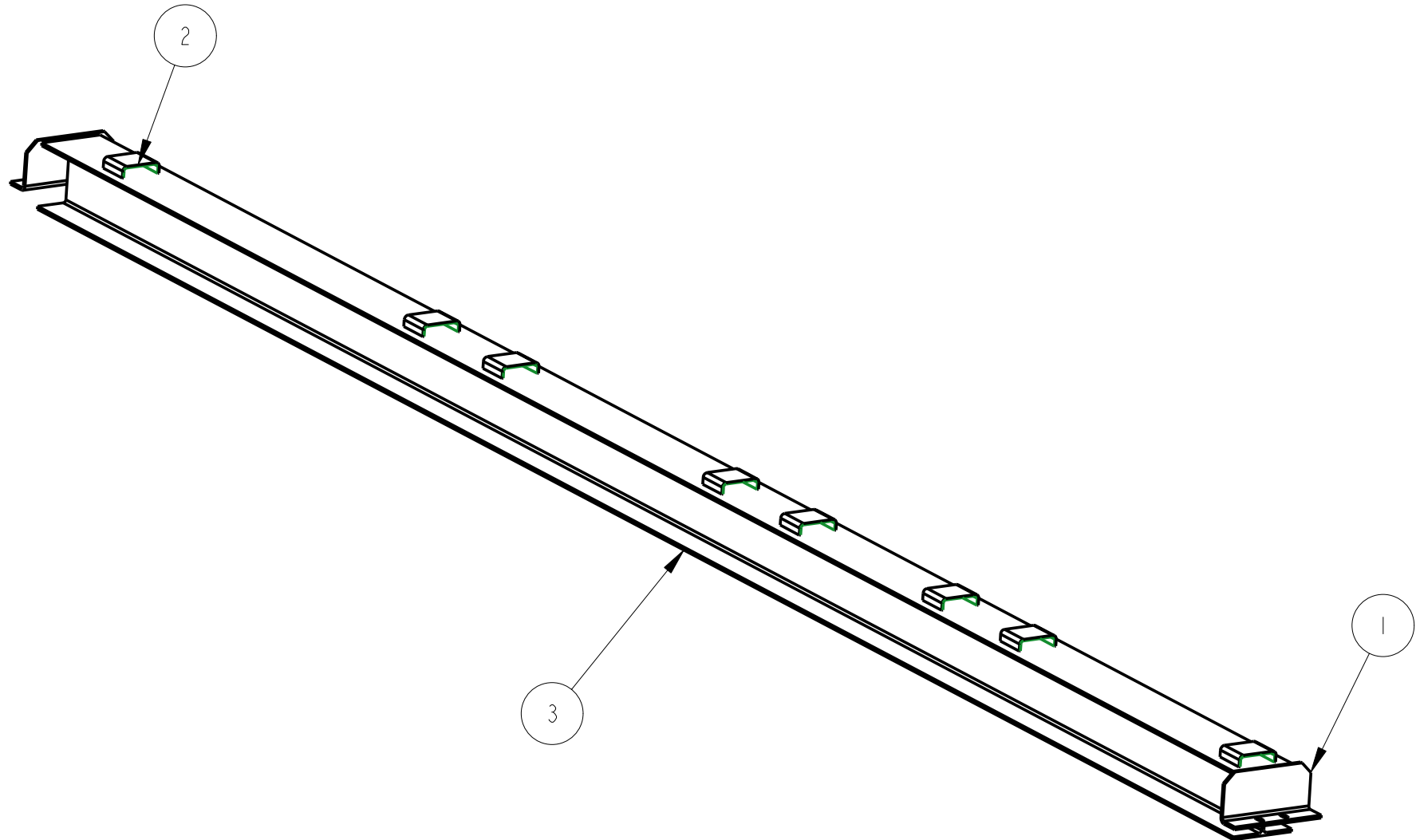


ITEM	QTY.	PART NO.	WARREN PART NO.	DESCRIPTION	WEIGHT
1	2	200171-02	300-30184	BEAM MNT. BRACKET	3.862
2	4	200172-02	300-30185	HINGE POCKET	0.600
3	1	200492-24	300-30567	SCREEN BEAM	116.749



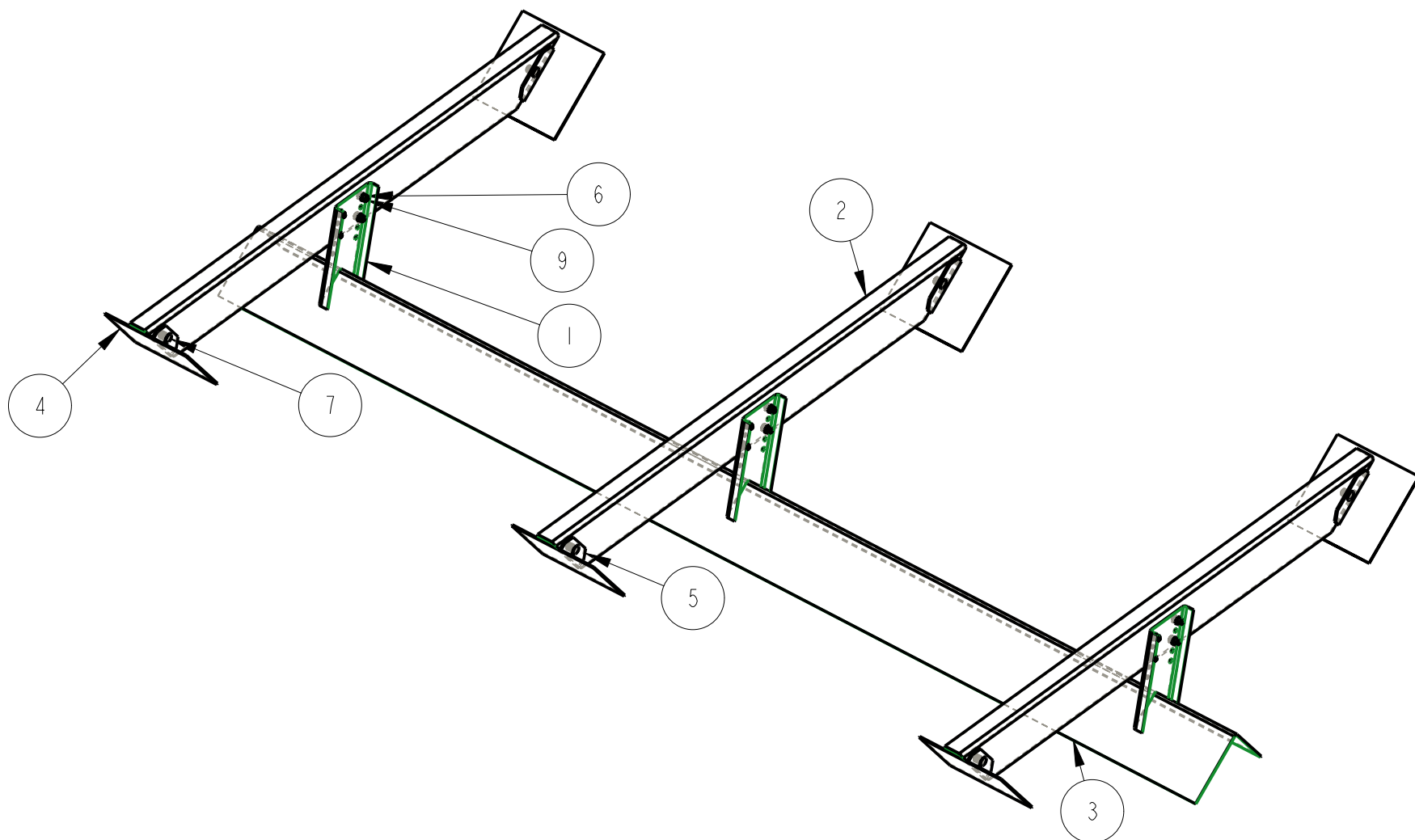


ITEM	QTY.	PART NO.	WARREN PART NO.	DESCRIPTION	WEIGHT
1	2	200171-02	300-30184	BEAM MNT. BRACKET	3.862
2	8	200172-02	300-30185	HINGE POCKET	0.600
3	1	200492-32	300-30574	SCREEN BEAM	237.265





ITEM	QTY.	PART NO.	WARREN PART NO.	DESCRIPTION	WEIGHT
1	3	200106-06	300-30172	INVERTED "V" HANGER BRACKET	3.260
2	3	200107-01	300-30173	CROSS BRACE "V" HANGER	27.475
3	1	200108-09	300-30588	INVERTED " V " SHEET - 15 & 16 FT	29.292
4	6	200109-01	300-30175	END PLATE FOR CROSS BRACE	3.814
5	6	200109-02	300-30176	BRACKET - END PLATE MOUNTING	0.559
6	12	FF-00023	900-80113	3/8-16 NUT-KEP ZN	0.000
7	6	FF-00083	900-80029	BOLT-CARRIAGE-1/2-13 x 1 - ZN	0.217
8	6	FF-00087	900-80025	1/2-13 NYLON INSERT LOCKNUT ZN	0.037
9	12	FF-00222	900-80118	BOLT-CARRIAGE-3/8-16 x 1 - ZN	0.217



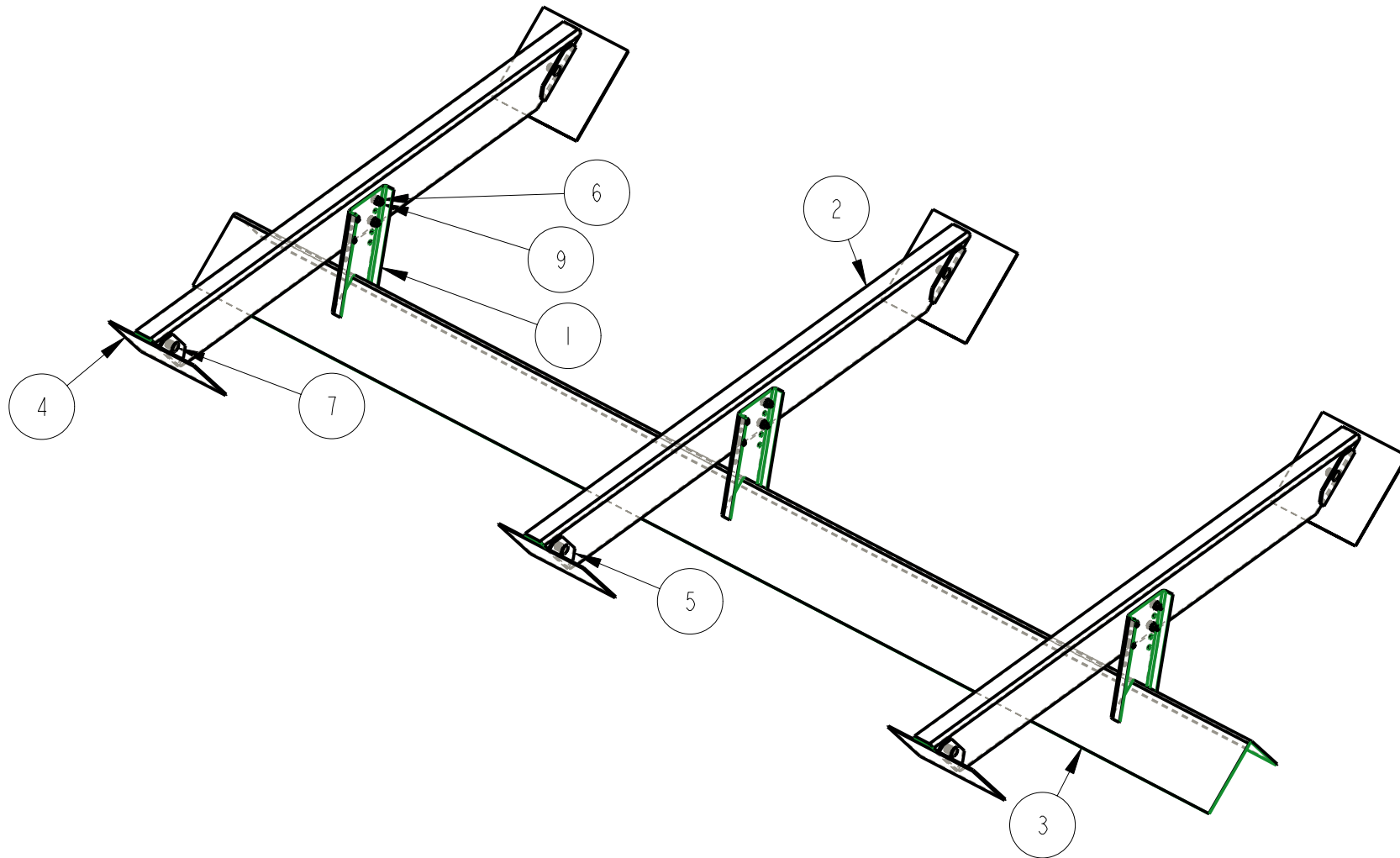
01-Dec-06

INVERTED VEE ASSEMBLY - 16 FT

220053-15-16



ITEM	QTY.	PART NO.	WARREN PART NO.	DESCRIPTION	WEIGHT
1	3	200106-06	300-30172	INVERTED "V" HANGER BRACKET	3.260
2	3	200107-01	300-30173	CROSS BRACE "V" HANGER	27.475
3	1	200108-09	300-30588	INVERTED " V " SHEET - 15 & 16 FT	29.292
4	6	200109-01	300-30175	END PLATE FOR CROSS BRACE	3.814
5	6	200109-02	300-30176	BRACKET - END PLATE MOUNTING	0.559
6	12	FF-00023	900-80113	3/8-16 NUT-KEP ZN	0.000
7	6	FF-00083	900-80029	BOLT-CARRIAGE-1/2-13 x 1 - ZN	0.217
8	6	FF-00087	900-80025	1/2-13 NYLON INSERT LOCKNUT ZN	0.037
9	12	FF-00222	900-80118	BOLT-CARRIAGE-3/8-16 x 1 - ZN	0.217



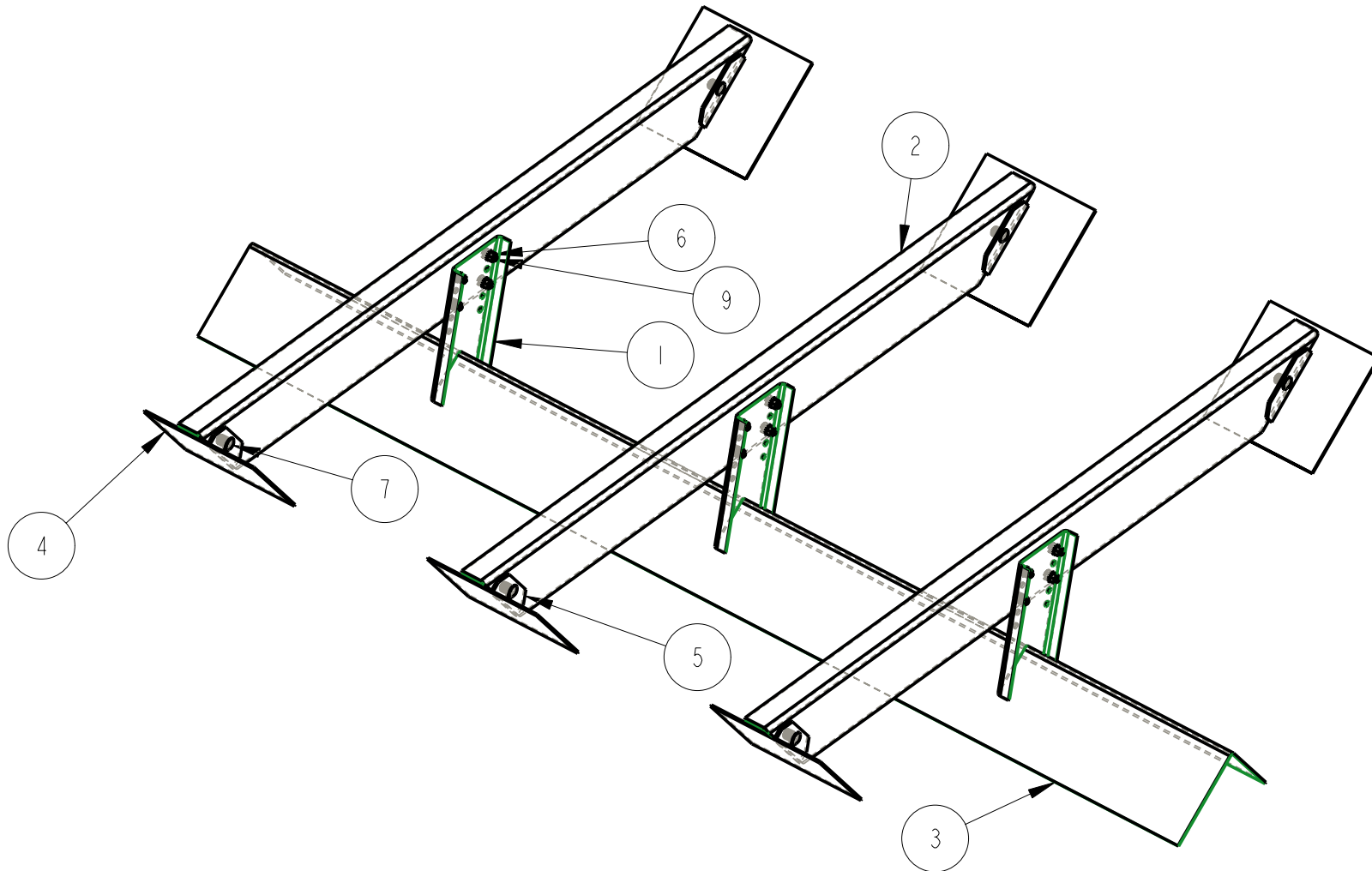
01-Dec-06

INVERTED VEE ASSEMBLY - 15 FT

220053-15-15



ITEM	QTY.	PART NO.	WARREN PART NO.	DESCRIPTION	WEIGHT
1	3	200106-06	300-30172	INVERTED "V" HANGER BRACKET	3.260
2	3	200107-01	300-30173	CROSS BRACE "V" HANGER	27.475
3	1	200108-08	300-30587	INVERTED " V " SHEET - 13 & 14 FT	29.292
4	6	200109-01	300-30175	END PLATE FOR CROSS BRACE	3.814
5	6	200109-02	300-30176	BRACKET - END PLATE MOUNTING	0.559
6	12	FF-00023	900-80113	3/8-16 NUT-KEP ZN	0.000
7	6	FF-00083	900-80029	BOLT-CARRIAGE-1/2-13 x 1 - ZN	0.217
8	6	FF-00087	900-80025	1/2-13 NYLON INSERT LOCKNUT ZN	0.037
9	12	FF-00222	900-80118	BOLT-CARRIAGE-3/8-16 x 1 - ZN	0.217



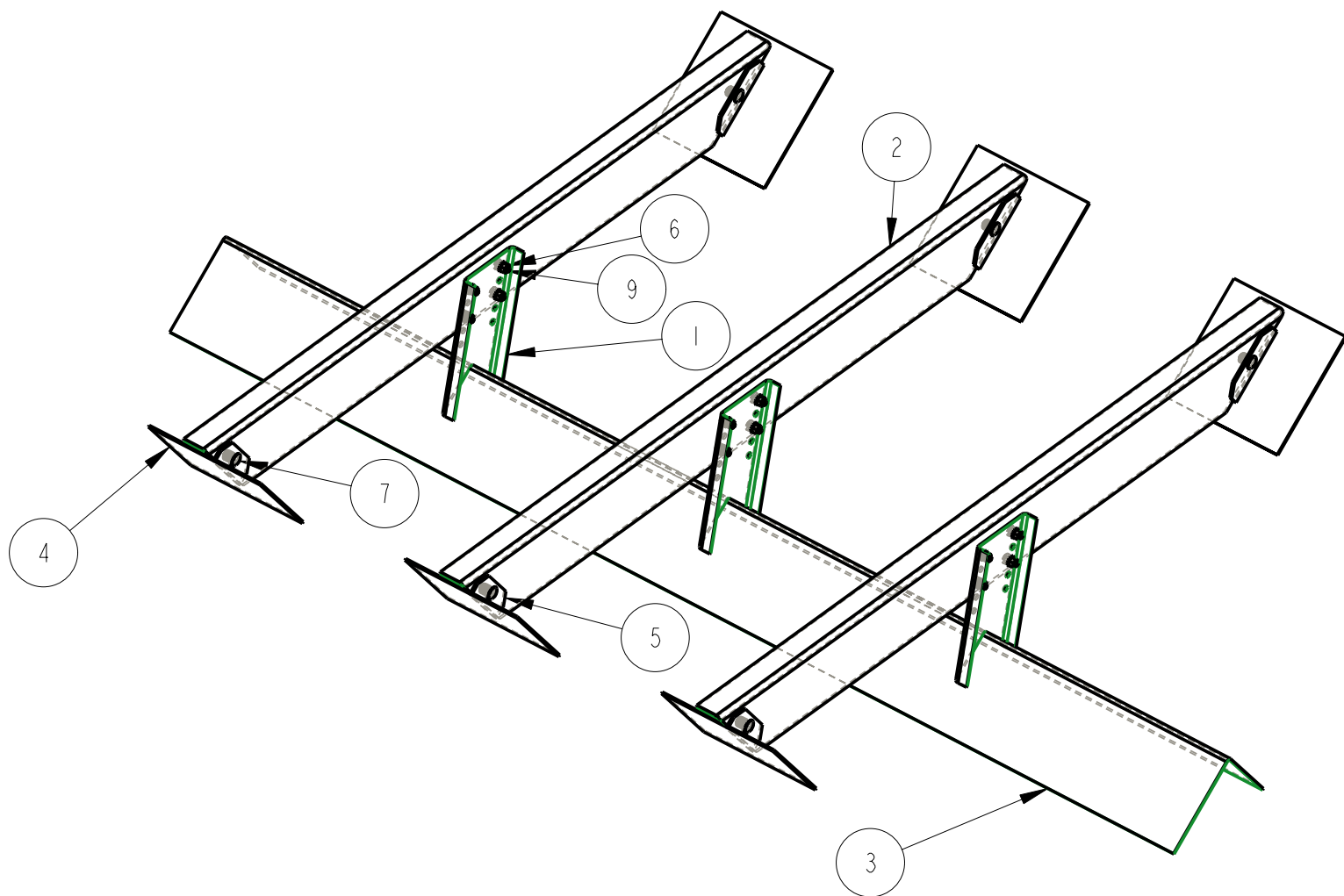
01-Dec-06

INVERTED VEE ASSEMBLY - 14 FT

220053-14-14



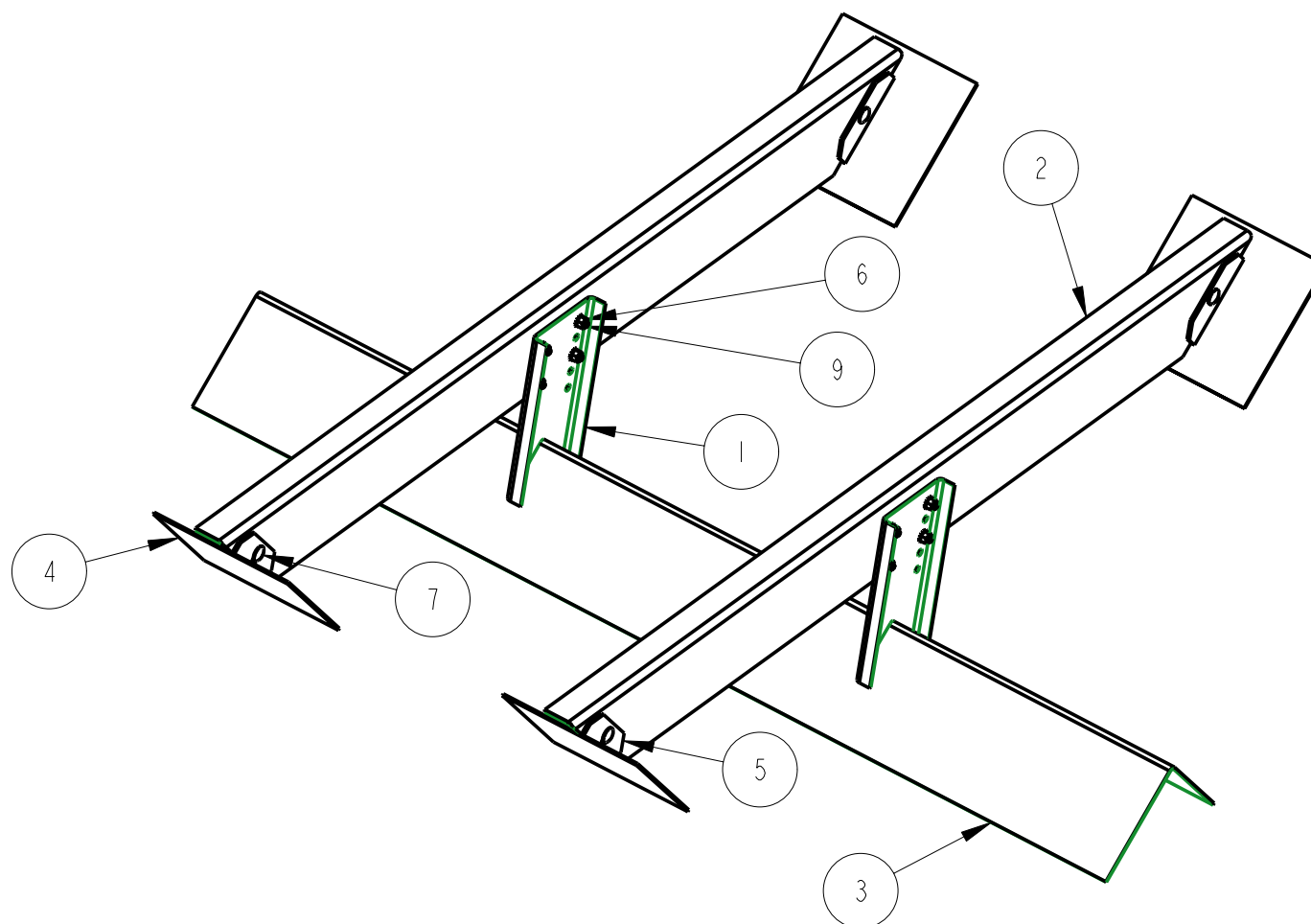
ITEM	QTY.	PART NO.	WARREN PART NO.	DESCRIPTION	WEIGHT
1	3	200106-06	300-30172	INVERTED "V" HANGER BRACKET	3.260
2	3	200107-01	300-30173	CROSS BRACE "V" HANGER	27.475
3	1	200108-08	300-30587	INVERTED " V " SHEET - 13 & 14 FT	29.292
4	6	200109-01	300-30175	END PLATE FOR CROSS BRACE	3.814
5	6	200109-02	300-30176	BRACKET - END PLATE MOUNTING	0.559
6	12	FF-00023	900-80113	3/8-16 NUT-KEP ZN	0.000
7	6	FF-00083	900-80029	BOLT-CARRIAGE-1/2-13 x 1 - ZN	0.217
8	6	FF-00087	900-80025	1/2-13 NYLON INSERT LOCKNUT ZN	0.037
9	12	FF-00222	900-80118	BOLT-CARRIAGE-3/8-16 x 1 - ZN	0.217







ITEM	QTY.	PART NO.	WARREN PART NO.	DESCRIPTION	WEIGHT
1	2	200106-06	300-30172	INVERTED "V" HANGER BRACKET	3.260
2	2	200107-01	300-30173	CROSS BRACE "V" HANGER	27.475
3	1	200108-07	300-30174	INVERTED " V " SHEET - 10, 11 & 12 FT	41.497
4	4	200109-01	300-30175	END PLATE FOR CROSS BRACE	3.814
5	4	200109-02	300-30176	BRACKET - END PLATE MOUNTING	0.559
6	8	FF-00023	900-80113	3/8-16 NUT-KEP ZN	0.000
7	4	FF-00083	900-80029	BOLT-CARRIAGE-1/2-13 x 1 - ZN	0.091
8	4	FF-00087	900-80025	1/2-13 NYLON INSERT LOCKNUT ZN	0.045
9	8	FF-00222	900-80118	BOLT-CARRIAGE-3/8-16 x 1 - ZN	0.050



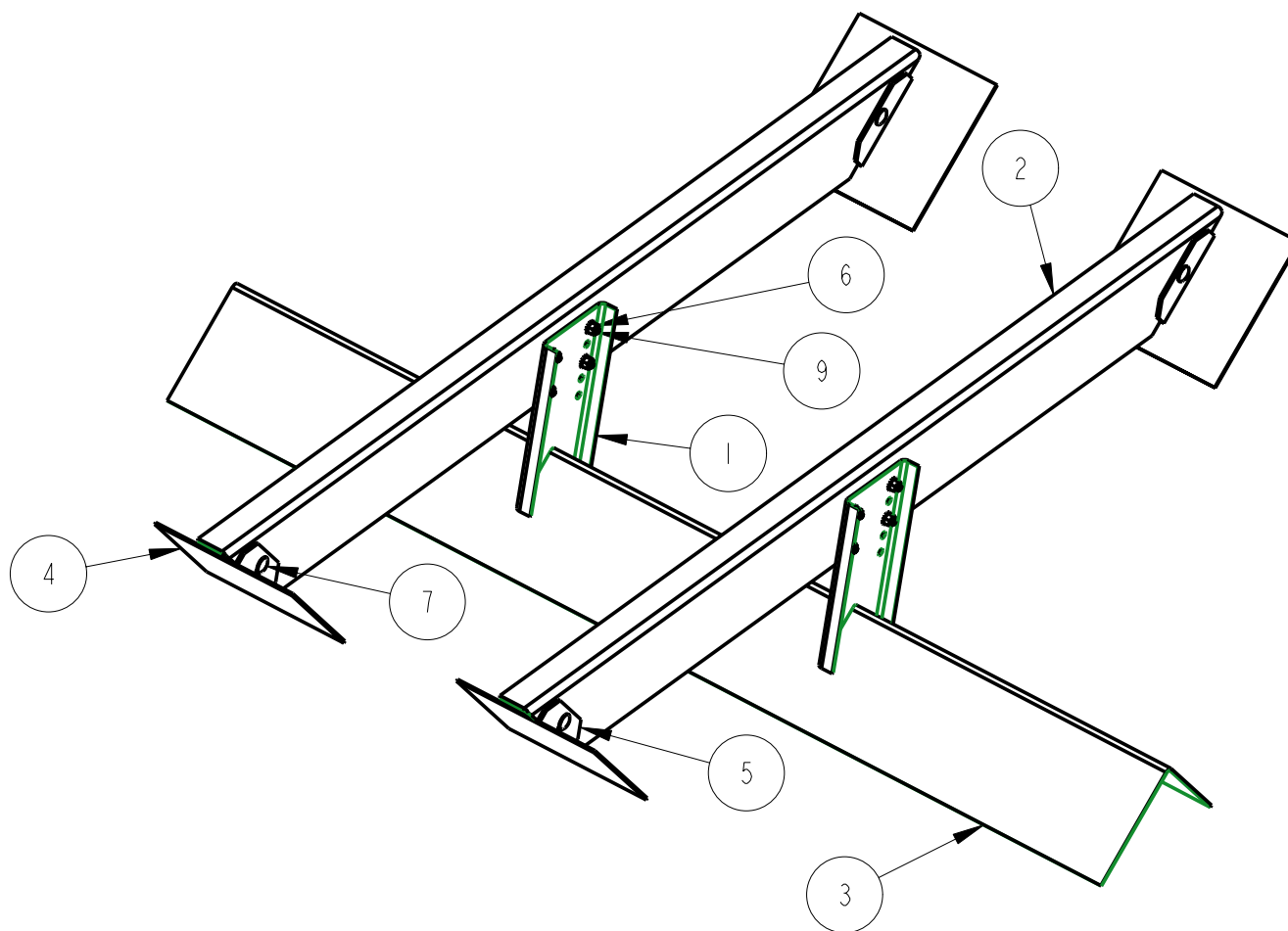
01-Dec-06

INVERTED VEE ASSEMBLY - 12 FT

220053-13-12



ITEM	QTY.	PART NO.	WARREN PART NO.	DESCRIPTION	WEIGHT
1	2	200106-06	300-30172	INVERTED "V" HANGER BRACKET	3.260
2	2	200107-01	300-30173	CROSS BRACE "V" HANGER	27.475
3	1	200108-07	300-30174	INVERTED " V " SHEET - 10, 11 & 12 FT	41.497
4	4	200109-01	300-30175	END PLATE FOR CROSS BRACE	3.814
5	4	200109-02	300-30176	BRACKET - END PLATE MOUNTING	0.559
6	8	FF-00023	900-80113	3/8-16 NUT-KEP ZN	0.000
7	4	FF-00083	900-80029	BOLT-CARRIAGE-1/2-13 x 1 - ZN	0.091
8	4	FF-00087	900-80025	1/2-13 NYLON INSERT LOCKNUT ZN	0.045
9	8	FF-00222	900-80118	BOLT-CARRIAGE-3/8-16 x 1 - ZN	0.050



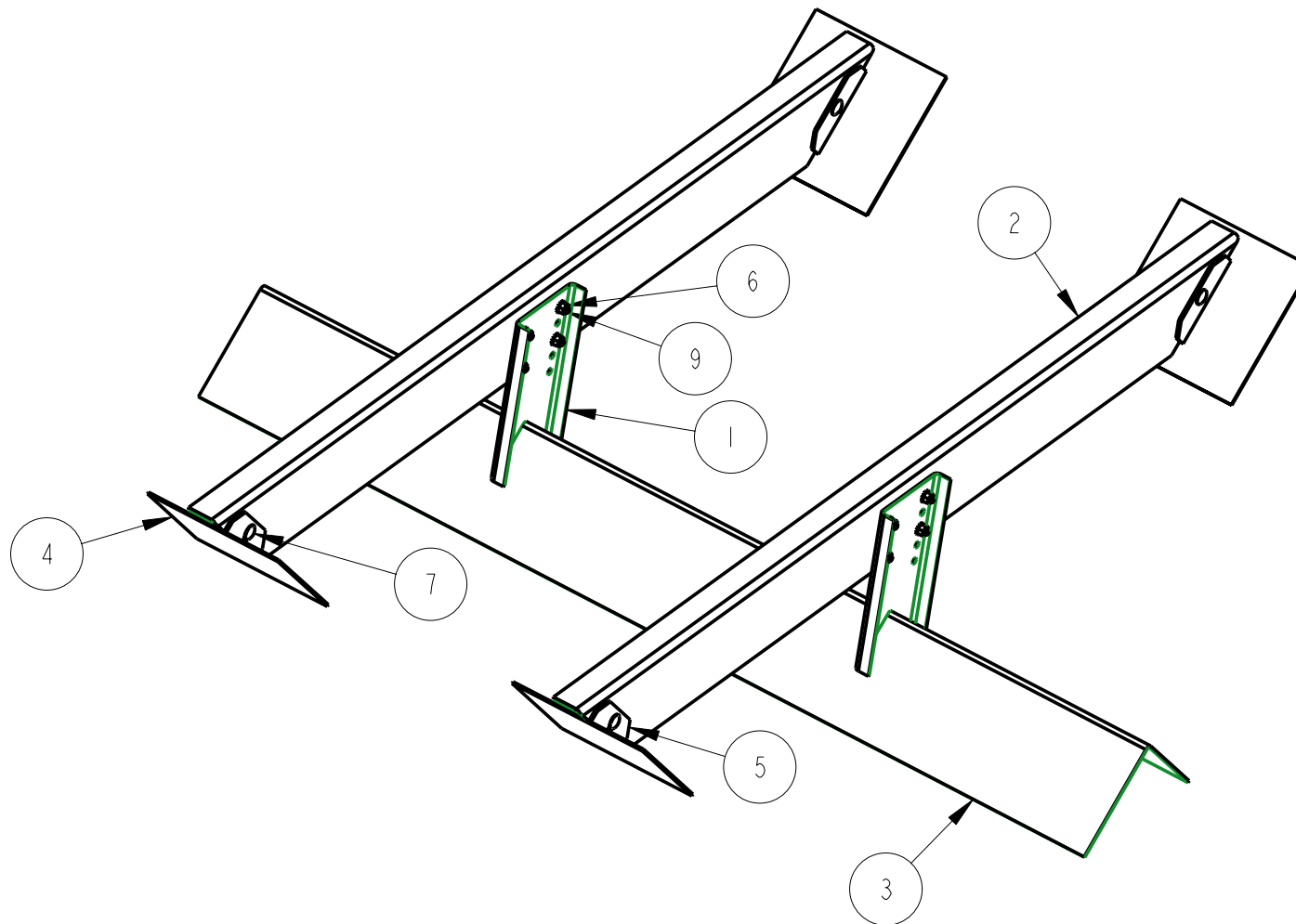
01-Dec-06

INVERTED VEE ASSEMBLY - 11 FT

220053-13-11



ITEM	QTY.	PART NO.	WARREN PART NO.	DESCRIPTION	WEIGHT
1	2	200106-06	300-30172	INVERTED "V" HANGER BRACKET	3.260
2	2	200107-01	300-30173	CROSS BRACE "V" HANGER	27.475
3	1	200108-07	300-30174	INVERTED " V " SHEET - 10, 11 & 12 FT	41.497
4	4	200109-01	300-30175	END PLATE FOR CROSS BRACE	3.814
5	4	200109-02	300-30176	BRACKET - END PLATE MOUNTING - INVERTED VEE	0.559
6	8	FF-00023	900-80113	3/8-16 NUT-KEP ZN	0.000
7	4	FF-00083	900-80029	BOLT-CARRIAGE-1/2-13 x 1 - ZN	0.091
8	4	FF-00087	900-80025	1/2-13 NYLON INSERT LOCKNUT ZN	0.045
9	8	FF-00222	900-80118	BOLT-CARRIAGE-3/8-16 x 1 - ZN	0.050



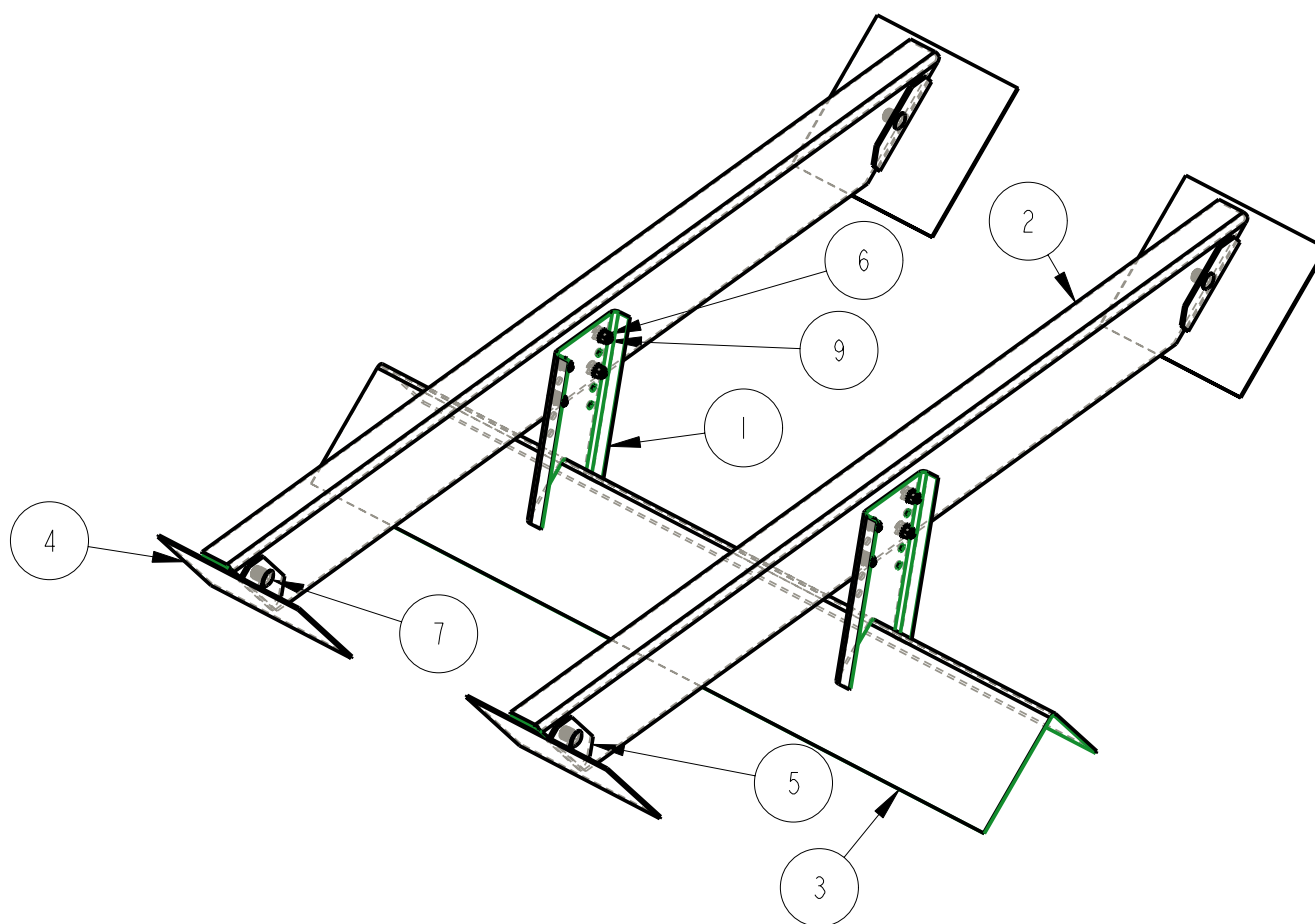
01-Dec-06

INVERTED VEE ASSEMBLY - 10 FT

220053-13



ITEM	QTY.	PART NO.	WARREN PART NO.	DESCRIPTION	WEIGHT
1	2	200106-06	300-30172	INVERTED "V" HANGER BRACKET	3.260
2	2	200107-01	300-30173	CROSS BRACE "V" HANGER	27.475
3	1	200108-06	300-30586	INVERTED " V " SHEET - 8 & 9 FT	29.292
4	4	200109-01	300-30175	END PLATE FOR CROSS BRACE	3.814
5	4	200109-02	300-30176	BRACKET - END PLATE MOUNTING	0.559
6	8	FF-00023	900-80113	3/8-16 NUT-KEP ZN	0.000
7	4	FF-00083	900-80029	BOLT-CARRIAGE-1/2-13 x 1 - ZN	0.217
8	4	FF-00087	900-80025	1/2-13 NYLON INSERT LOCKNUT ZN	0.037
9	8	FF-00222	900-80118	BOLT-CARRIAGE-3/8-16 x 1 - ZN	0.217



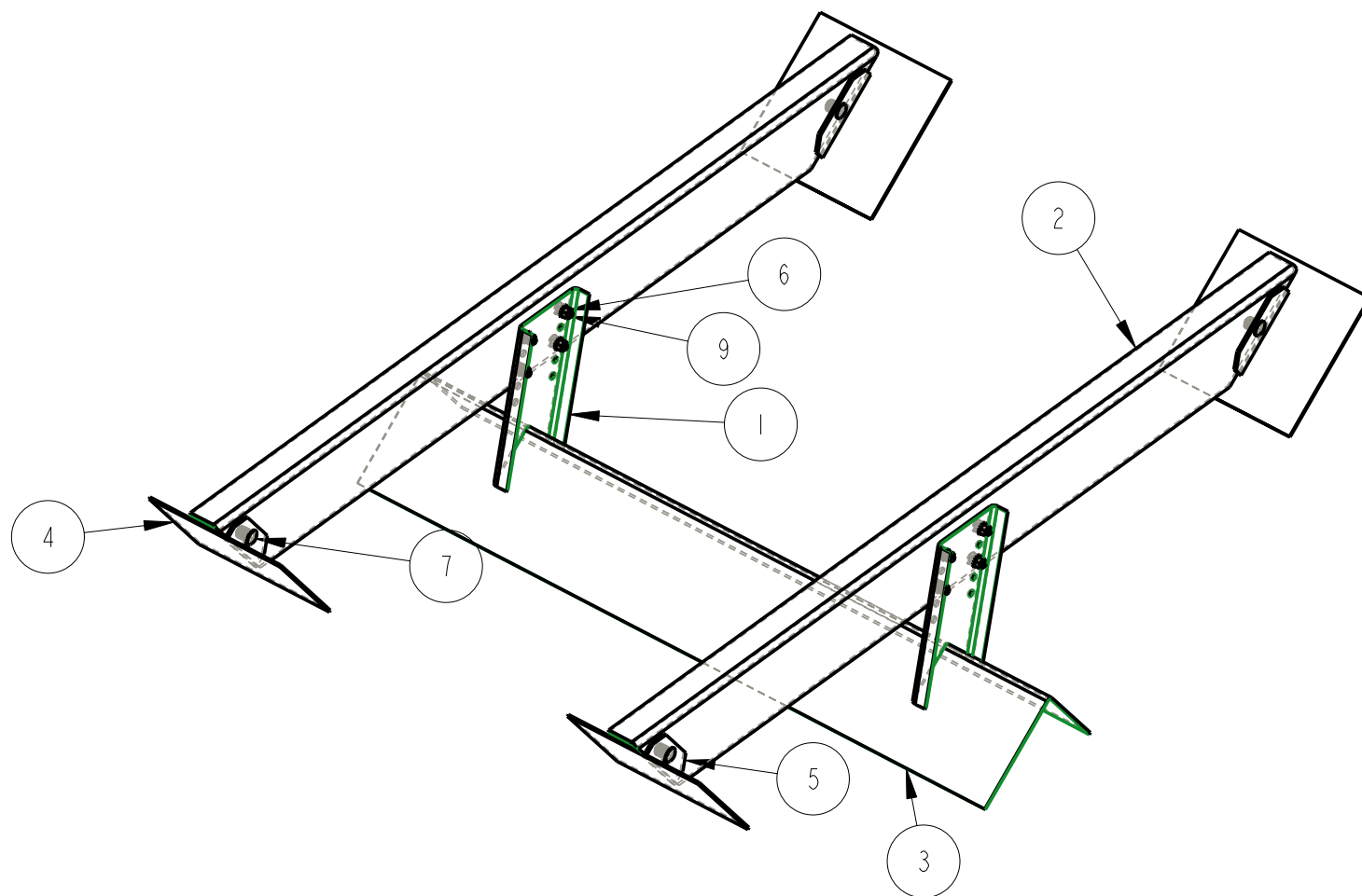
01-Dec-06

INVERTED VEE ASSEMBLY - 9 FT

220053-12-9



ITEM	QTY.	PART NO.	WARREN PART NO.	DESCRIPTION	WEIGHT
1	2	200106-06	300-30172	INVERTED "V" HANGER BRACKET	3.260
2	2	200107-01	300-30173	CROSS BRACE "V" HANGER	27.475
3	1	200108-06	300-30586	INVERTED " V " SHEET - 8 & 9 FT	29.292
4	4	200109-01	300-30175	END PLATE FOR CROSS BRACE	3.814
5	4	200109-02	300-30176	BRACKET - END PLATE MOUNTING	0.559
6	8	FF-00023	900-80113	3/8-16 NUT-KEP ZN	0.000
7	4	FF-00083	900-80029	BOLT-CARRIAGE-1/2-13 x 1 - ZN	0.217
8	4	FF-00087	900-80025	1/2-13 NYLON INSERT LOCKNUT ZN	0.037
9	8	FF-00222	900-80118	BOLT-CARRIAGE-3/8-16 x 1 - ZN	0.217




01-Dec-06

INVERTED VEE ASSEMBLY - 8 FT

220053-12-8

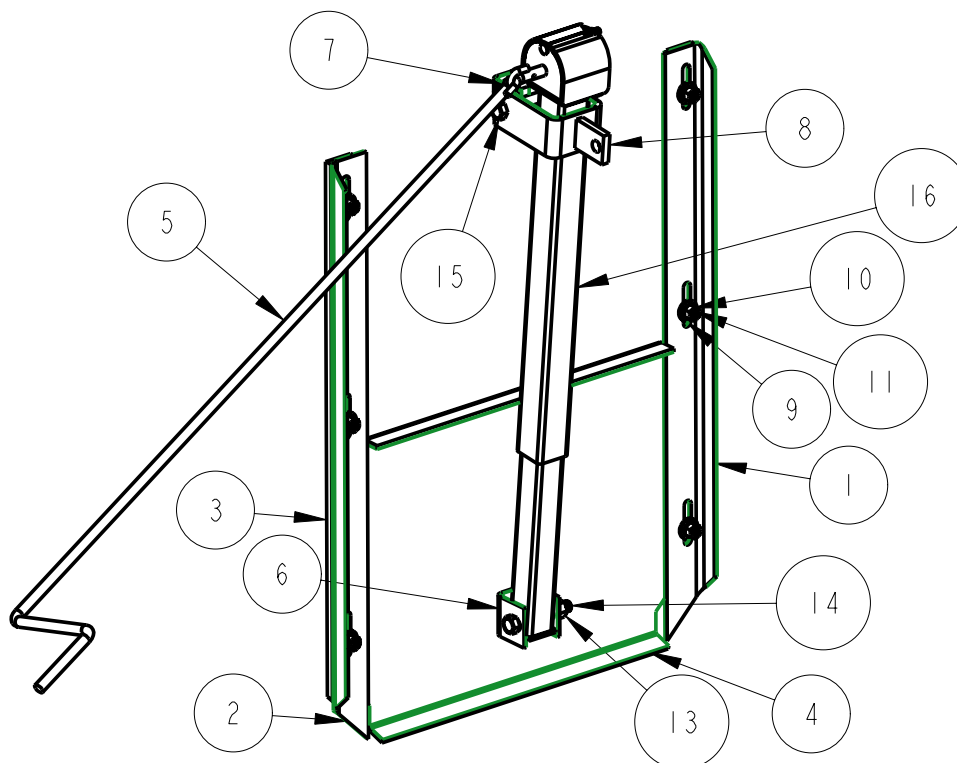


ITEM	QTY.	PART NO.	WARREN PART NO.	DESCRIPTION	WEIGHT
1	56	200070-20	300-30170	CROSS BAR - PINTLE CHAIN - 24 IN	2.537
2	224	667X_CHAIN	700-30032	CHAIN LINK - 667X CHAIN	0.310





ITEM	QTY.	PART NO.	WARREN PART NO.	DESCRIPTION	WEIGHT
1	1	200016-03	300-30157	RETAINER -FEEDGATE - RH	4.163
2	1	200016-04	300-30158	RETAINER -FEEDGATE - RH	4.163
3	2	200017-02	300-30159	FEED GATE SPACER	4.300
4	1	200018-01	300-30160	FEED GATE	16.410
5	1	200019-01	300-30161	FEEDGATE JACK HANDLE - AC-24	9.144
6	2	200020-02	300-30162	BRACKET - FEEDGATE JACK MOUNTING	0.423
7	2	200329-02	300-30203	U-JOINT CHAIN LINK	0.052
8	1	220166-01	300-30234	FEEDGATE HOLDUP BRACKET	1.780
9	6	FF-00015	900-80106	3/8 FLAT WASHER ZN	0.021
10	6	FF-00023	900-80113	3/8-16 NUT-KEP ZN	0.000
11	6	FF-00029	900-80126	BOLT-CARRIAGE-3/8-16 x 1 1/4 - ZN	0.056
12	2	FF-00073	900-80019	1/2 SPLIT LOCKWASHER ZN	0.011
13	2	FF-00086	900-80022	1/2-13 HEX FINISH NUT ZN	0.037
14	1	FF-00116	900-80047	1/2-13 X 3-1/4 HEX CAP SCREW GR 8 YEL ZN	0.222
15	1	FF-50084	900-80048	1/2-13 X 4 HEX CAP SCREW GR 8 YEL ZN	0.264
16	1	FM-00517	300-30001	FEEDGATE JACK	9.490



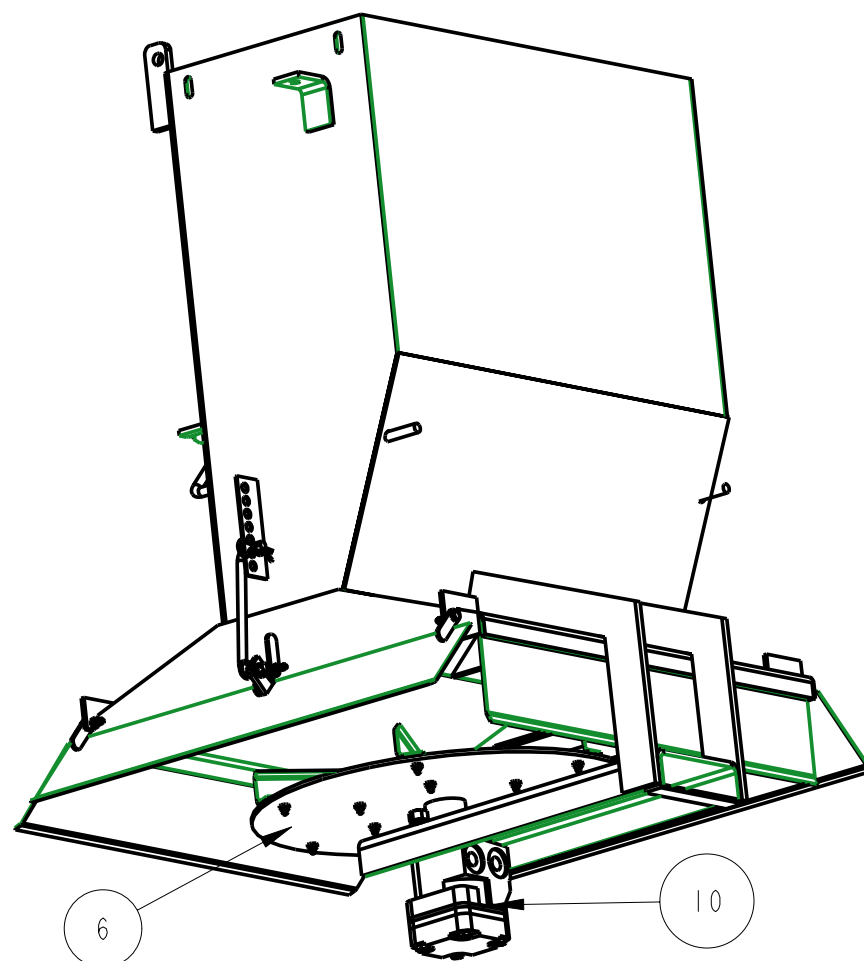
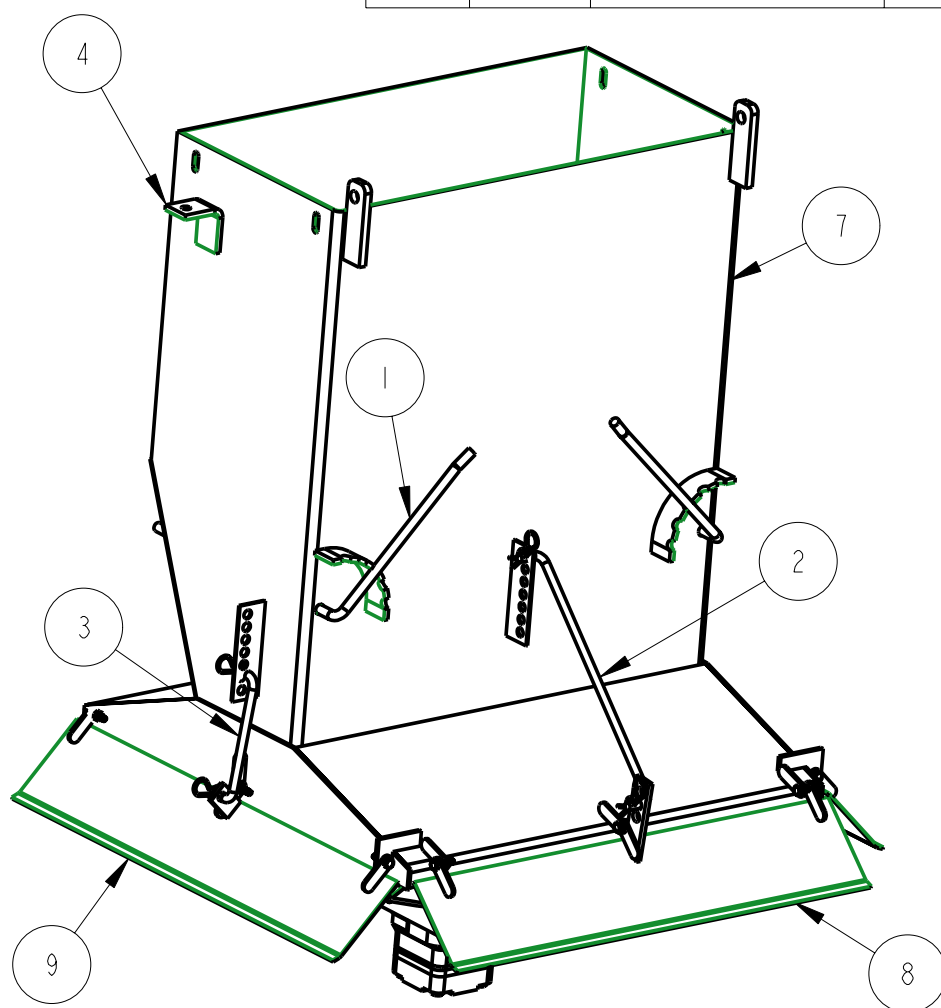
01-Dec-06

FEEDGATE ASSEMBLY - 24 WIDE

220034-01



ITEM	QTY.	PART NO.	WARREN PART NO.	DESCRIPTION	WEIGHT
1	2	200156-01	300-30178	ROD - BAFFLE	0.996
2	1	200264-01	300-30194	ROD - FAN ASSEMBLY DEFLECTOR	0.470
3	2	200264-03	300-30195	ROD - FAN ASSEMBLY DEFLECTOR	0.251
4	2	200281-02	300-30198	T-BOLT MOUNTING ANGLE	0.424
5	2	200431-01	300-30211	INTERNAL BAFFLE - E/AC FAN ASSEM.	2.932
6	1	220123-03	300-30033	18" - SPINNER DISK WELDMENT	17.610
7	1	220184-01	300-30236	HOPPER WELDMENT - EAC - DUMP BODY MOUNT	122.579
8	1	220185-01	300-30237	REAR DEFLECTOR WELDMENT	12.852
9	2	220185-02	300-30238	SIDE DEFLECTOR WELDMENT	12.477
10	1	FHM-00114	400-30013	WHITE RS 200 SERIES MOTOR	15.792



01-Dec-06

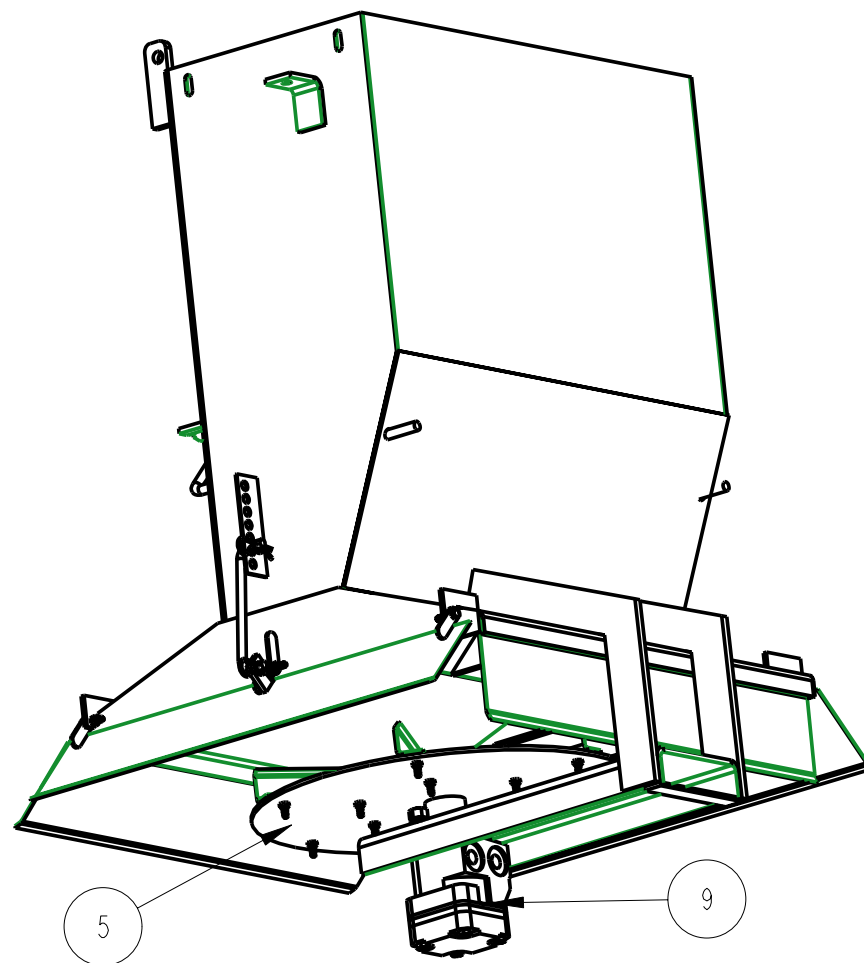
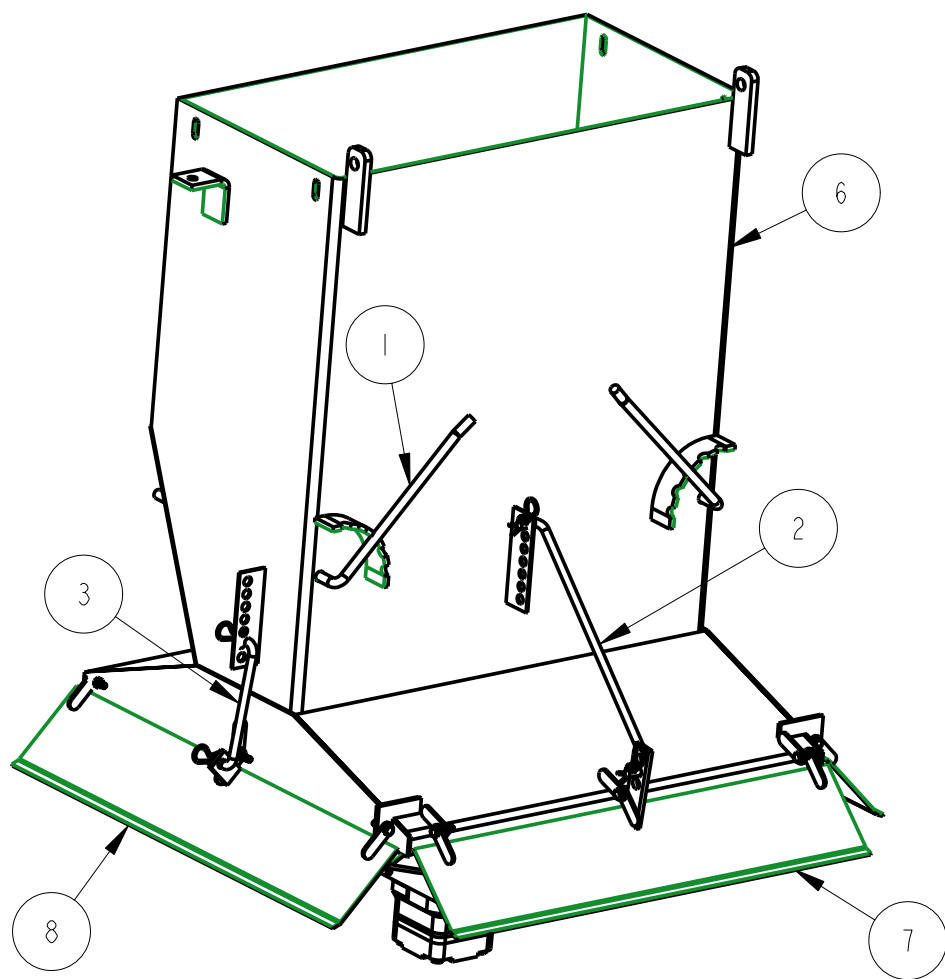
FAN ASSEMBLY - EAC - DUMP BODY MOUNT

220016-35





ITEM	QTY.	PART NO.	WARREN PART NO.	DESCRIPTION	WEIGHT
1	2	200156-51	TBD	ROD - BAFFLE - SS	0.996
2	1	200264-51	TBD	ROD - FAN ASSEMBLY DEFLECTOR - SS	0.470
3	2	200264-53	TBD	ROD - FAN ASSEMBLY DEFLECTOR - SS	0.251
4	2	200431-51	300-30211	INTERNAL BAFFLE - E/AC FAN ASSEM.	2.932
5	1	220123-53	TBD	18" - SPINNER DISK WELDMENT - SS	17.636
6	1	220184-51	TBD	HOPPER WELDMENT - EAC - DB MOUNT - SS	123.435
7	1	220185-51	TBD	REAR DEFLECTOR WELDMENT	12.843
8	2	220185-52	TBD	SIDE DEFLECTOR WELDMENT	12.468
9	1	FHM-00114	400-30013	WHITE RS 200 SERIES MOTOR	15.792



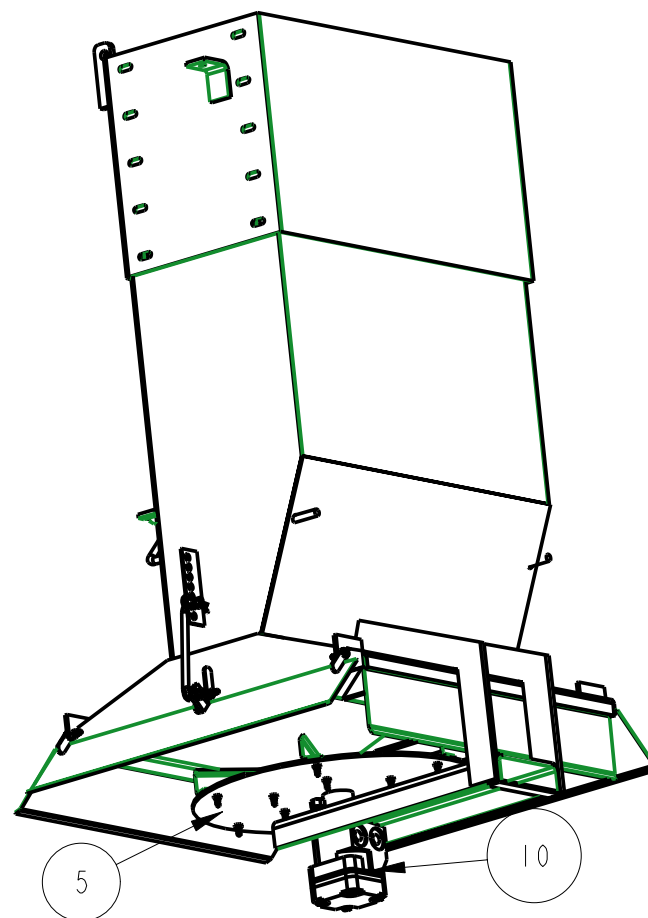
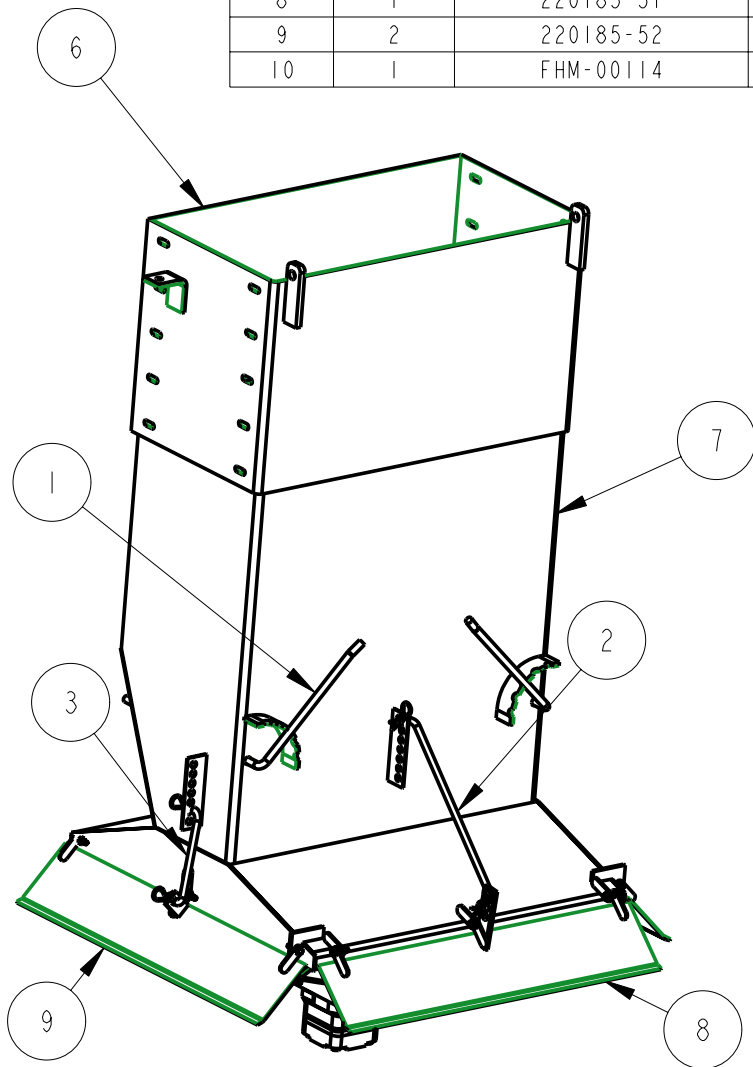
01-Dec-06

FAN ASSEMBLY - EAC - DUMP BODY MOUNT - SS

220016-85

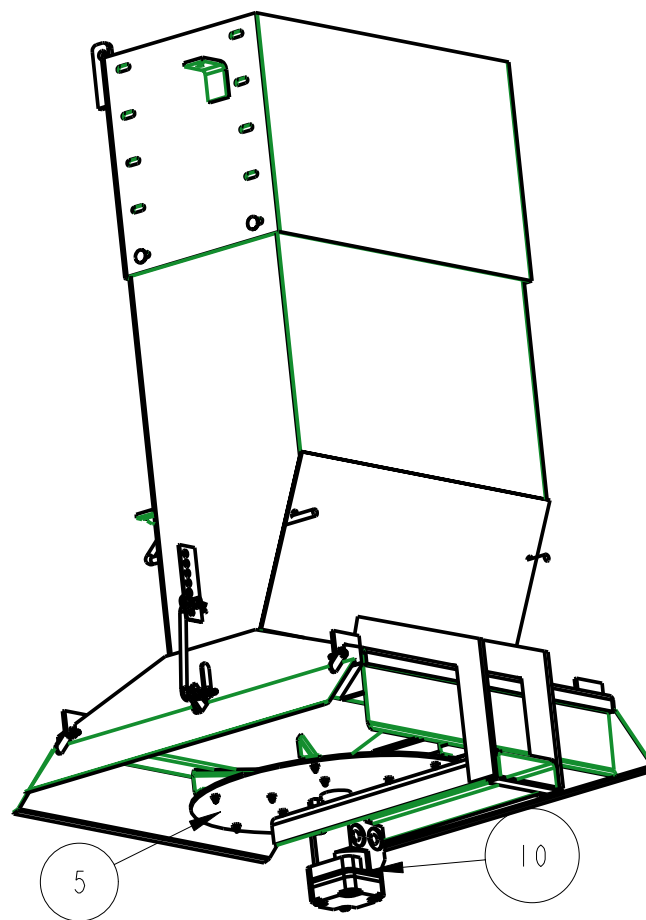
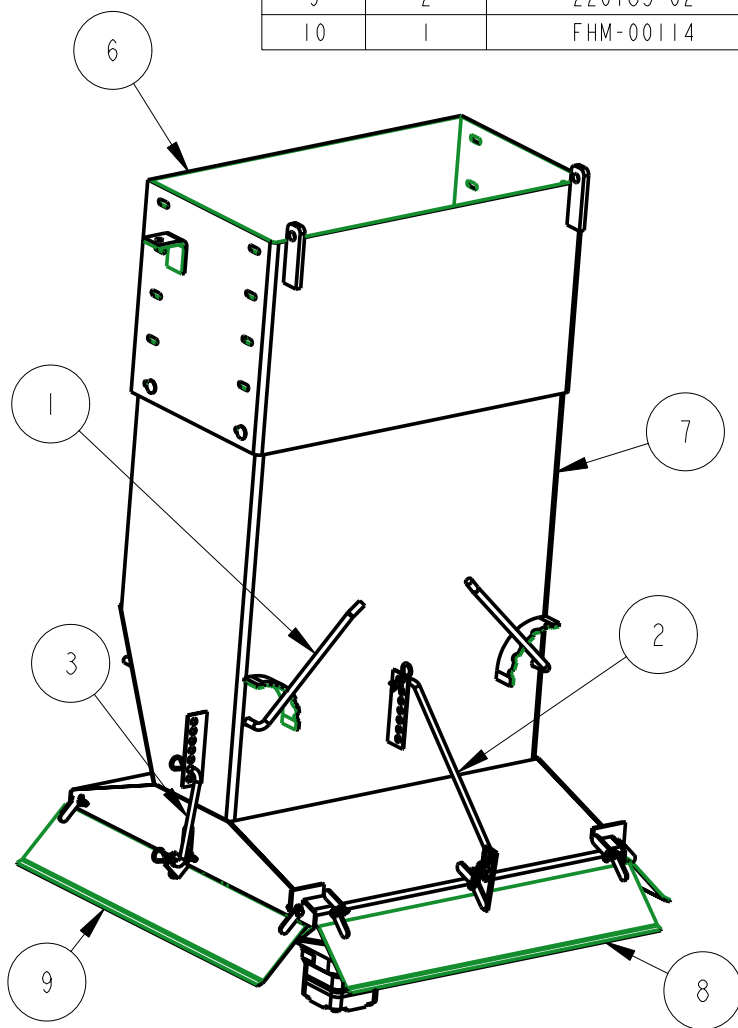


ITEM	QTY.	PART NO.	WARREN PART NO.	DESCRIPTION	WEIGHT
1	2	200156-51	TBD	ROD - BAFFLE - SS	0.996
2	1	200264-51	TBD	ROD - FAN ASSEMBLY DEFLECTOR - SS	0.470
3	2	200264-53	TBD	ROD - FAN ASSEMBLY DEFLECTOR - SS	0.251
4	2	200431-51	300-30211	INTERNAL BAFFLE - E/AC FAN ASSEM.	2.932
5	1	220123-53	TBD	18" - SPINNER DISK WELDMENT - SS	17.636
6	1	220183-52	TBD	EAC FAN ASSEMBLY EXTENSION - SS	0.000
7	1	220184-53	TBD	HOPPER WELDMENT-EAC-DB MOUNT-SS-EXTENDED	121.589
8	1	220185-51	TBD	REAR DEFLECTOR WELDMENT	12.843
9	2	220185-52	TBD	SIDE DEFLECTOR WELDMENT	12.468
10	1	FHM-00114	400-30013	WHITE RS 200 SERIES MOTOR	15.792





ITEM	QTY.	PART NO.	WARREN PART NO.	DESCRIPTION	WEIGHT
1	2	200156-01	300-30178	ROD - BAFFLE	0.996
2	1	200264-01	300-30194	ROD - FAN ASSEMBLY DEFLECTOR	0.470
3	2	200264-03	300-30195	ROD - FAN ASSEMBLY DEFLECTOR	0.251
4	2	200431-01	300-30211	INTERNAL BAFFLE - E/AC FAN ASSEM.	2.932
5	1	220123-03	300-30033	18" - SPINNER DISK WELDMENT	17.610
6	1	220183-02	TBD	EAC FAN ASSEMBLY EXTENSION	0.000
7	1	220184-03	TBD	HOPPER WELDMENT-EAC-DB MOUNT-EXTENDED	121.582
8	1	220185-01	300-30237	REAR DEFLECTOR WELDMENT	12.852
9	2	220185-02	300-30238	SIDE DEFLECTOR WELDMENT	12.477
10	1	FHM-00114	400-30013	WHITE RS 200 SERIES MOTOR	15.792



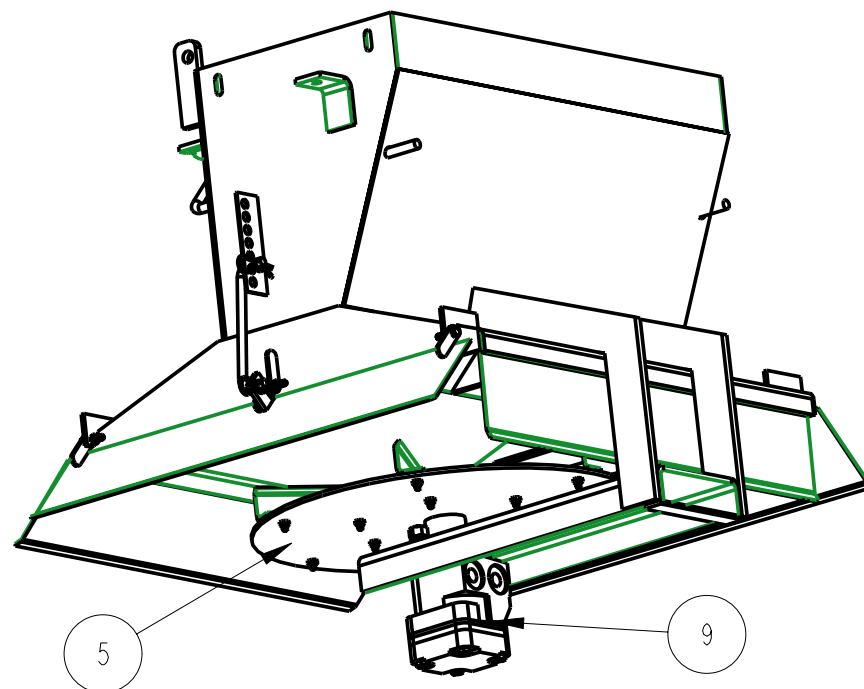
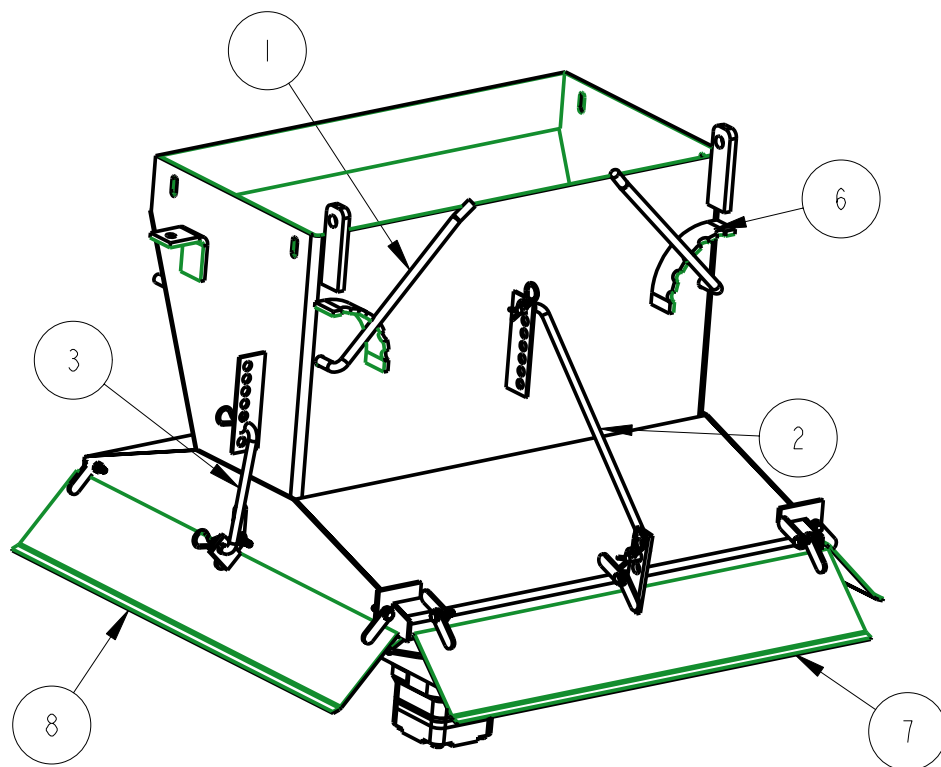
01-Dec-06

FAN ASSEMBLY - EAC - DB MOUNT - 12" EXTENDED

220016-34

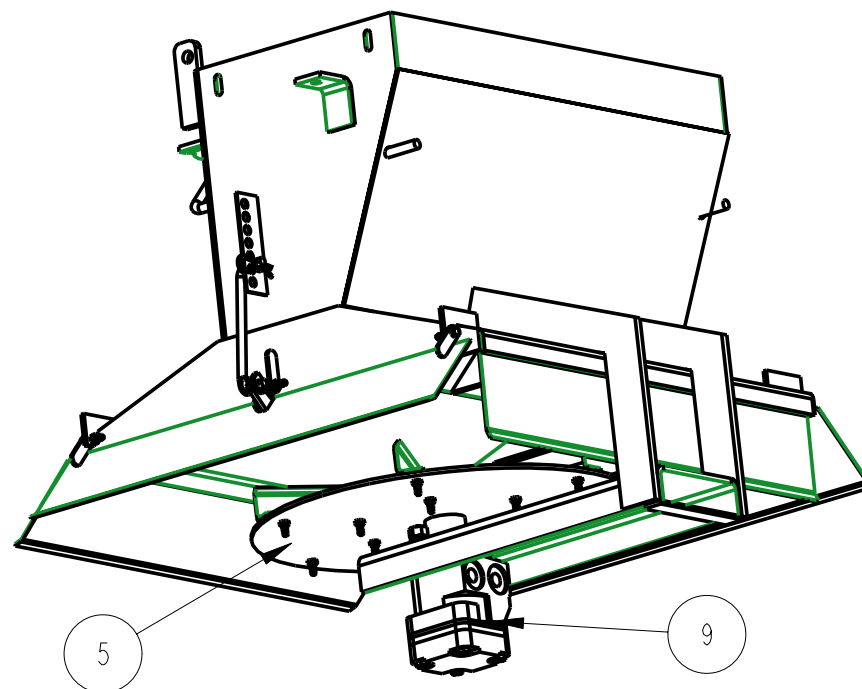
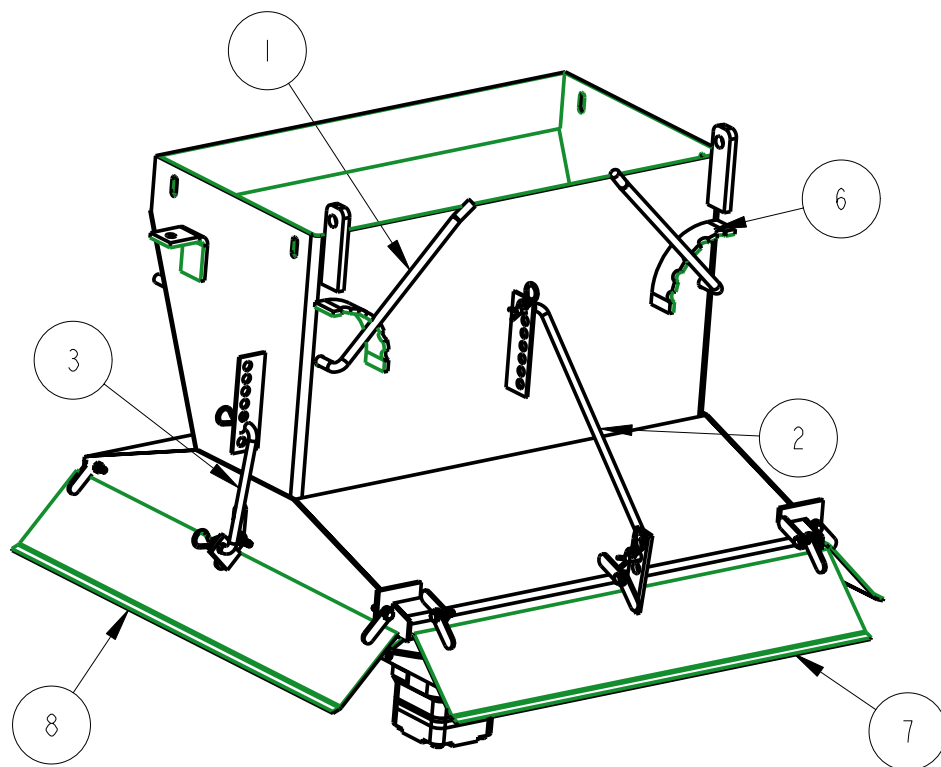


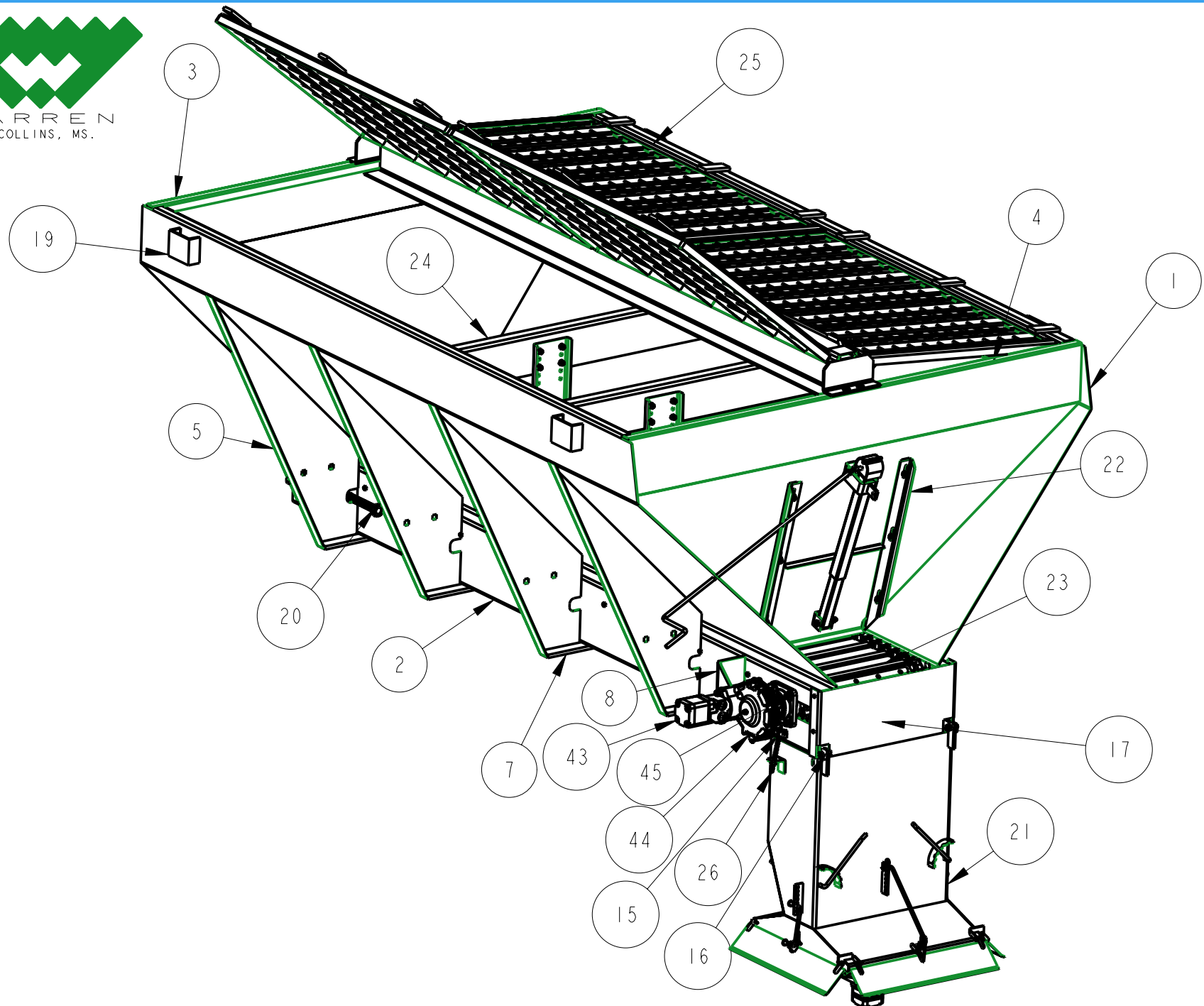
ITEM	QTY.	PART NO.	WARREN PART NO.	DESCRIPTION	WEIGHT
1	2	200156-01	300-30178	ROD - BAFFLE	0.996
2	1	200264-01	300-30194	ROD - FAN ASSEMBLY DEFLECTOR	0.470
3	2	200264-03	300-30195	ROD - FAN ASSEMBLY DEFLECTOR	0.251
4	2	200431-01	300-30211	INTERNAL BAFFLE - E/AC FAN ASSEM.	2.932
5	1	220123-03	300-30033	18" - SPINNER DISK WELDMENT	17.610
6	1	220184-02	TBD	HOPPER WELDMENT - EAC - CHASSIS MOUNT	98.841
7	1	220185-01	300-30237	REAR DEFLECTOR WELDMENT	12.852
8	2	220185-02	300-30238	SIDE DEFLECTOR WELDMENT	12.477
9	1	FHM-00114	400-30013	WHITE RS 200 SERIES MOTOR	15.792



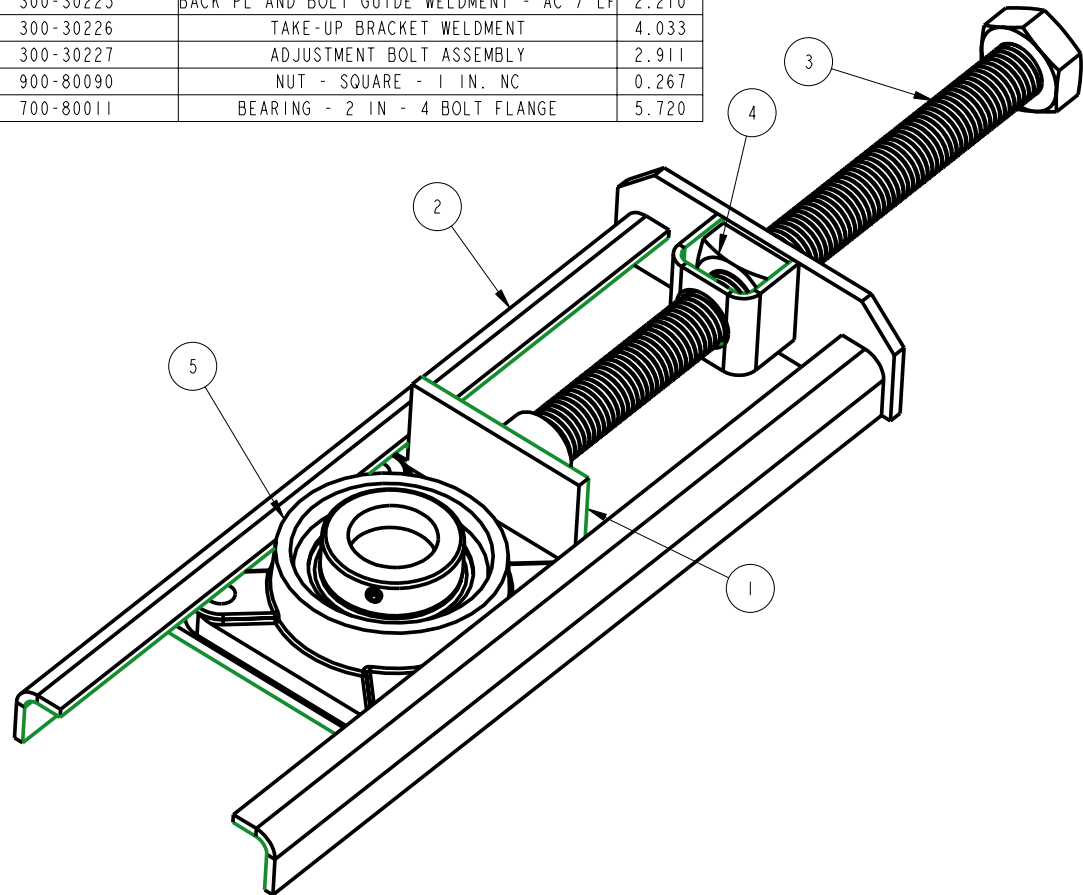


ITEM	QTY.	PART NO.	WARREN PART NO.	DESCRIPTION	WEIGHT
1	2	200156-51	TBD	ROD - BAFFLE - SS	0.996
2	1	200264-51	TBD	ROD - FAN ASSEMBLY DEFLECTOR - SS	0.470
3	2	200264-53	TBD	ROD - FAN ASSEMBLY DEFLECTOR - SS	0.251
4	2	200431-51	300-30211	INTERNAL BAFFLE - E/AC FAN ASSEM.	2.932
5	1	220123-53	TBD	18" - SPINNER DISK WELDMENT - SS	17.636
6	1	220184-52	TBD	HOPPER WELDMENT - EAC - DB MOUNT - SS	89.237
7	1	220185-51	TBD	REAR DEFLECTOR WELDMENT	12.843
8	2	220185-52	TBD	SIDE DEFLECTOR WELDMENT	12.468
9	1	FHM-00114	400-30013	WHITE RS 200 SERIES MOTOR	15.792





ITEM	QTY.	PART NO.	WARREN PART NO.	DESCRIPTION	WEIGHT
1	1	220007-42	300-30225	BACK PL AND BOLT GUIDE WELDMENT - AC / LF	2.210
2	1	220007-43	300-30226	TAKE-UP BRACKET WELDMENT	4.033
3	1	220007-44	300-30227	ADJUSTMENT BOLT ASSEMBLY	2.911
4	1	FF-00215	900-80090	NUT - SQUARE - 1 IN. NC	0.267
5	1	FM-00250	700-80011	BEARING - 2 IN - 4 BOLT FLANGE	5.720



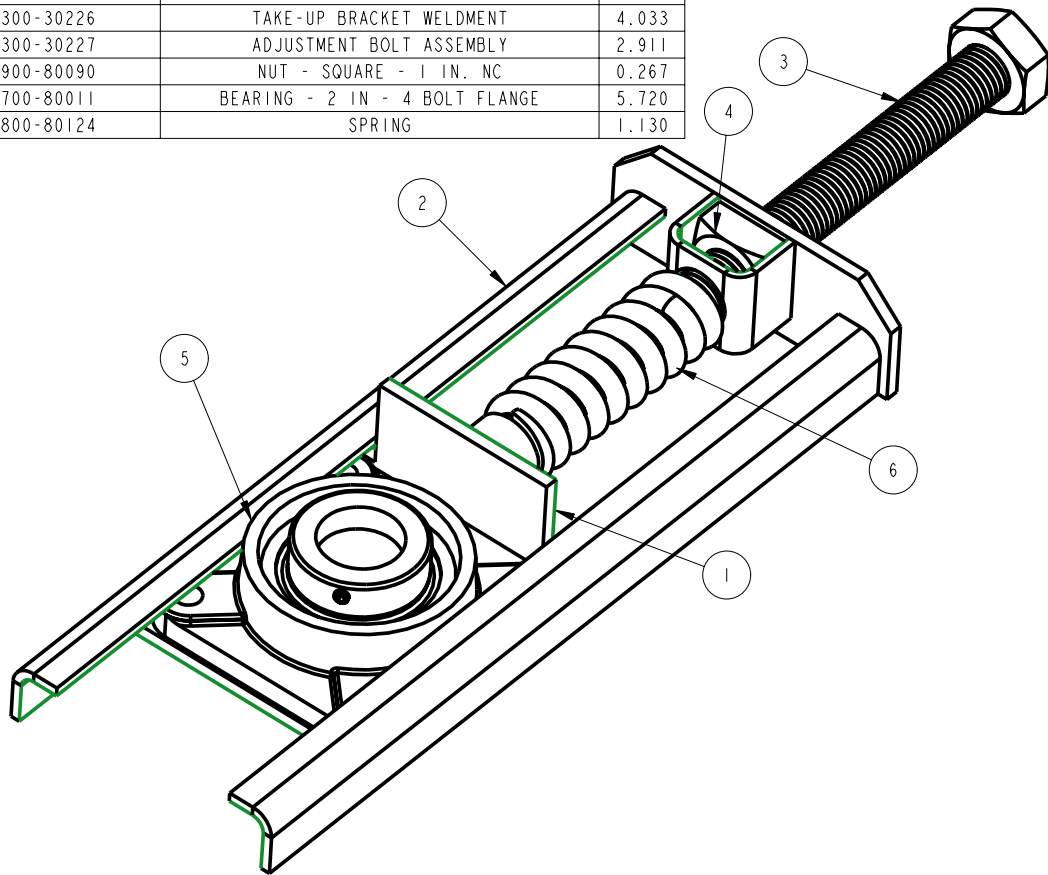
OP. #	OPERATION	MACH. #	QTY.	CLK. #	DATE	W/O#	UNLESS OTHERWISE SPECIFIED. ALL WELDS TO BE CONTINUOUS. SIZE OF WELD TO BE AT LEAST THE THICKNESS OF THE THINNER OF THE ADJACENT METALS.	SCALE	REQ'D.
						DATE		9/16	
						QTY.	TOLERANCE-UNLESS OTHERWISE SPECIFIED.	DRAWN	DATE
						DEST.	DECIMAL ± .0625 FRACTIONAL ± 1/16 ANGULAR ± 1°	PK	01-Dec-06
								WEIGHT	
								15.142	
								WARREN PART NO.	
								300-30165	
								NUMBER	
								220007-45	



NAME  
TAKE-UP

MATERIAL  
NA

ITEM	QTY.	PART NO.	WARREN PART NO.	DESCRIPTION	WEIGHT
1	1	220007-42	300-30225	BACK PL AND BOLT GUIDE WELDMENT - AC / LF	2.210
2	1	220007-43	300-30226	TAKE-UP BRACKET WELDMENT	4.033
3	1	220007-44	300-30227	ADJUSTMENT BOLT ASSEMBLY	2.911
4	1	FF-00215	900-80090	NUT - SQUARE - 1 IN. NC	0.267
5	1	FM-00250	700-80011	BEARING - 2 IN - 4 BOLT FLANGE	5.720
6	1	FM-00592	800-80124	SPRING	1.130



OP. #	OPERATION	MACH #	QTY.	CLK #	DATE	W/O#	UNLESS OTHERWISE SPECIFIED. ALL WELDS TO BE CONTINUOUS. SIZE OF WELD TO BE AT LEAST THE THICKNESS OF THE THINNER OF THE ADJACENT METALS.	NAME	SCALE	REQ'D.
						DATE			9/16	
						QTY.	TOLERANCE-UNLESS OTHERWISE SPECIFIED.	TAKE-UP ASSEMBLY - SPRING LOADED	PK	DATE 01-Dec-06
						DEST.	DECIMAL ± .0625 FRACTIONAL ± 1/16 ANGULAR ± 1°	MATERIAL		WEIGHT 16.272
								NA	WARREN PART NO. TBD	
									NUMBER	220007-45-SL





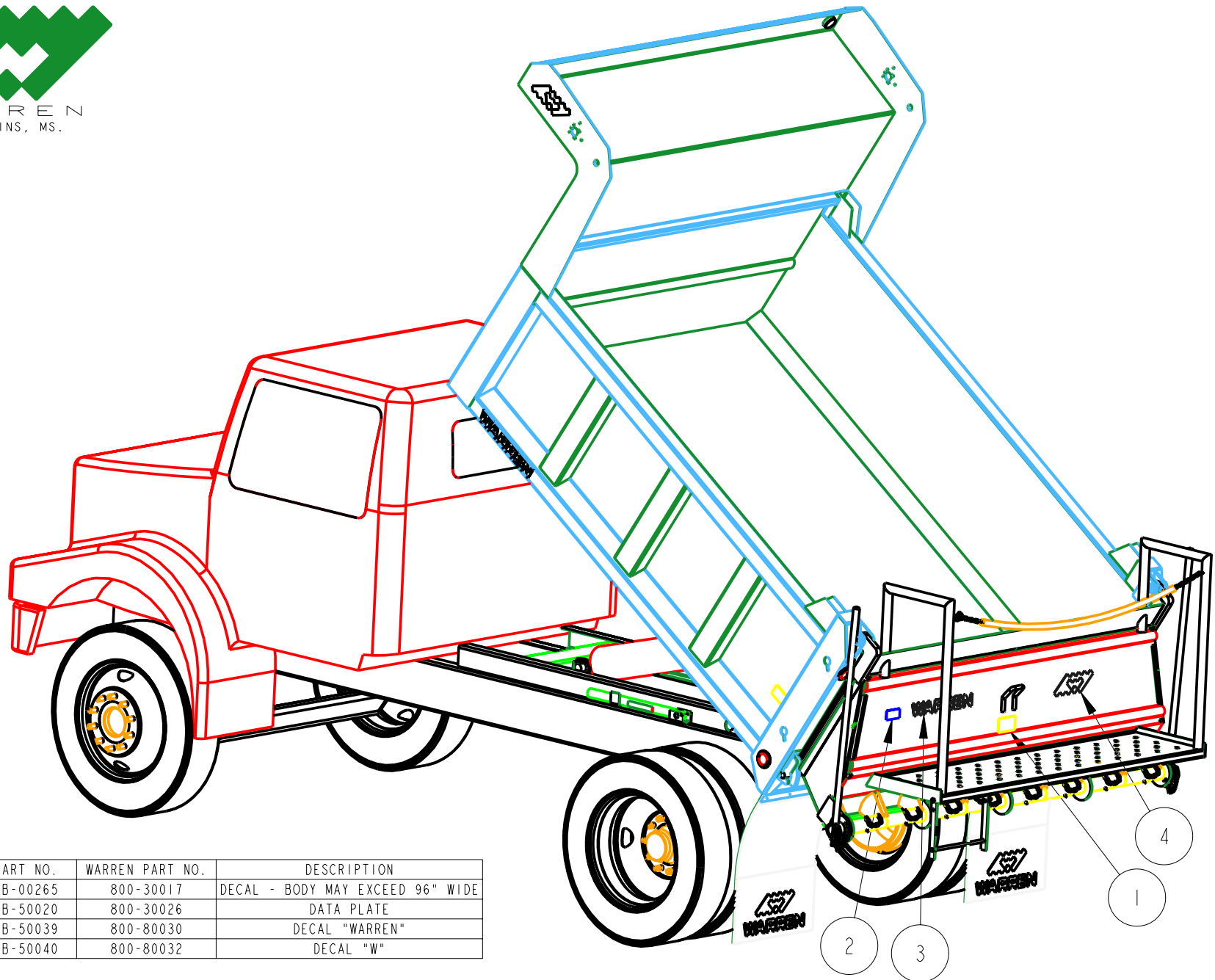


ITEM	QTY.	PART NO.	WARREN PART NO.	DESCRIPTION	WEIGHT
1	1	200001-07	300-30148	SHEET - SIDE - E/AC - 10 FT	349.770
2	1	200001-08	300-30149	SHEET - SIDE - E/AC - 10 FT	350.682
3	1	200002-28	300-30150	PANEL - FRONT - E-AC - MS	100.575
4	1	200003-28	300-30151	PANEL - REAR - E-AC - MS	93.654
5	4	200005-34	300-30152	STAKE - SIDE - E/AC - AC - LH	16.675
6	4	200005-35	300-30153	STAKE - SIDE - E/AC - AC - LH	16.675
7	4	200011-05	300-30156	CROSSMEMBER - E-MODEL	10.919
8	1	200059-04	300-30167	PLATE - GEARBOX MOUNT - STD MS	6.329
9	1	200060-05	300-30168	SHAFT-DRIVE-6:1 GEAR BOX-24" PAN	30.125
10	1	200061-17	300-30169	SHAFT - IDLER - 24 WIDE	14.779
11	1	200101-01	300-30171	FRONT WIPER	0.775
12	1	200117-01	300-30177	FRONT WIPER BACKING STRIP - MS	0.552
13	2	200170-02	300-30020	SPROCKET - 8 TOOTH - FLAME CUT - 2 BORE	4.844
14	2	200170-03	300-30021	SPROCKET - 8 TOOTH - FLAME CUT - 1 1/2 BORE	5.136
15	4	200283-01	300-30201	T-BOLT MOUNT SLOT	0.458
16	2	200348-03	300-30204	HINGE - FLIP-UP FAN ASSEM.	0.499
17	1	200434-02	300-30214	COVER - SILL END	8.627
18	1	200434-17	300-30215	END COVER SUPPORT TAB	0.038
19	4	200790-01	300-30224	CHANNEL - LIFT	2.663
20	2	220007-45	300-30228	TAKE-UP	15.142
21	1	220016-35	300-30229	FAN ASSEMBLY - EAC - DUMP BODY MOUNT	204.185
22	1	220034-01	300-30230	FEEDGATE ASSEMBLY - 24 WIDE	55.901
23	1	220044-03	700-30112	CHAIN - #2 PINTLE	211.633
24	1	220053-13-10	300-30231	INVERTED VEE ASSEMBLY - 10 FT	121.608
25	1	220175-03	300-30235	SCREEN ASSEMBLY - 10 FT	510.562
26	2	220207-01	300-30239	TEE-BOLT WELDMENT	0.378
27	1	220375-16	300-30240	PAN WELDMENT - 10 FT - 24 WIDE	169.103
28	1	FB-00021-24	700-30005	BELT - REAR WIPER - 3 IN	0.601
29	2	FB-00021-SPKT	700-30005	BELT - REAR WIPER - 3 IN	0.087
30	18	FF-00023	900-80113	3/8-16 NUT-KEP ZN	0.000
31	18	FF-00031	900-80060	1/4-20 NUT-KEP ZN	0.000
32	9	FF-00033	900-80065	1/4-20 X 1 HEX CAP SCREW GR 5 ZN	0.020
33	9	FF-00042	900-80074	1/4-20 X 3/4 FLHD C/SUNK SCREW ZN	0.010
34	12	FF-00073	900-80019	1/2 SPLIT LOCKWASHER ZN	0.011
35	2	FF-00074	900-80020	1/2-13 HEX CAP SCREW SS	0.111
36	2	FF-00075	900-80034	1/2-13 X 1-1/2 HEX CAP SCREW SS	0.125
37	8	FF-00084	900-80037	BOLT-CARRIAGE-1/2-13 x 1 3/4 - ZN	0.128
38	12	FF-00086	900-80022	1/2-13 HEX FINISH NUT ZN	0.037
39	1	FF-00096	900-80175	5/8-11 HEX FINISH NUT ZN	0.080
40	1	FF-00098	900-80173	5/8 SPLIT LOCKWASHER ZN	0.020
41	1	FF-00106	900-80182	5/8-11 X 2 HEX CAP SCREW GR 8 YEL ZN	0.265
42	18	FF-00229	900-80128	3/8-16 X 1-1/4 HEX CAP SCREW GR 8 YEL ZN	0.054
43	1	FHM-00113	400-30011	WHITE RS 200 SERIES MOTOR	21.104
44	1	FM-00513	700-30034	GEARBOX - 6:1	8.563
45	2	FM-00556	700-30046	BEARING - 2 IN - 4 BOLT FLANGE	8.125

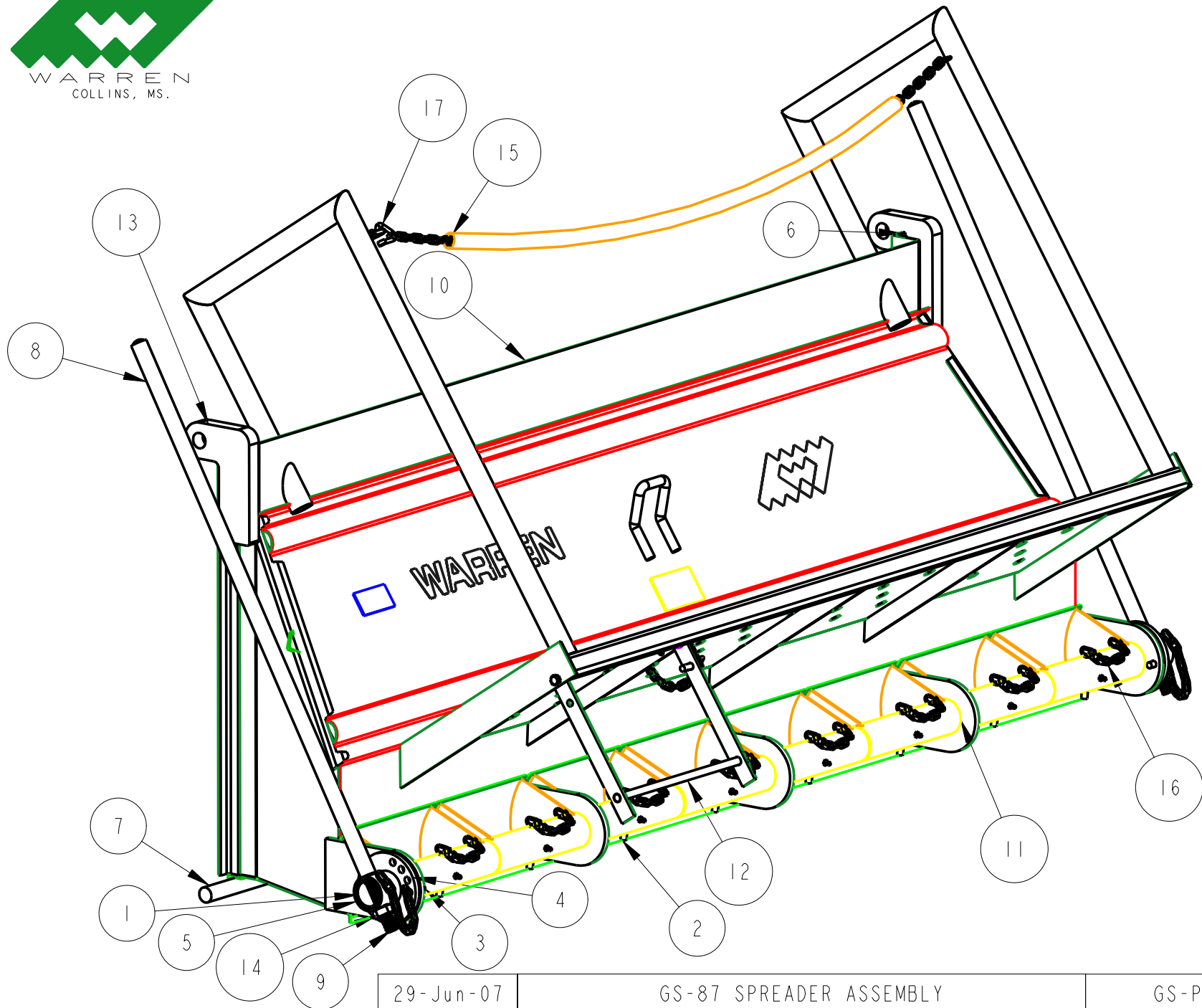
01-Dec-06

E/AC SPREADER ASSEMBLY - 10 FT

E-AC-10



ITEM	QTY.	PART NO.	WARREN PART NO.	DESCRIPTION
1	1	FB-00265	800-30017	DECAL - BODY MAY EXCEED 96" WIDE
2	1	FB-50020	800-30026	DATA PLATE
3	1	FB-50039	800-80030	DECAL "WARREN"
4	1	FB-50040	800-80032	DECAL "W"



29-Jun-07

GS-87 SPREADER ASSEMBLY

GS-PARTS

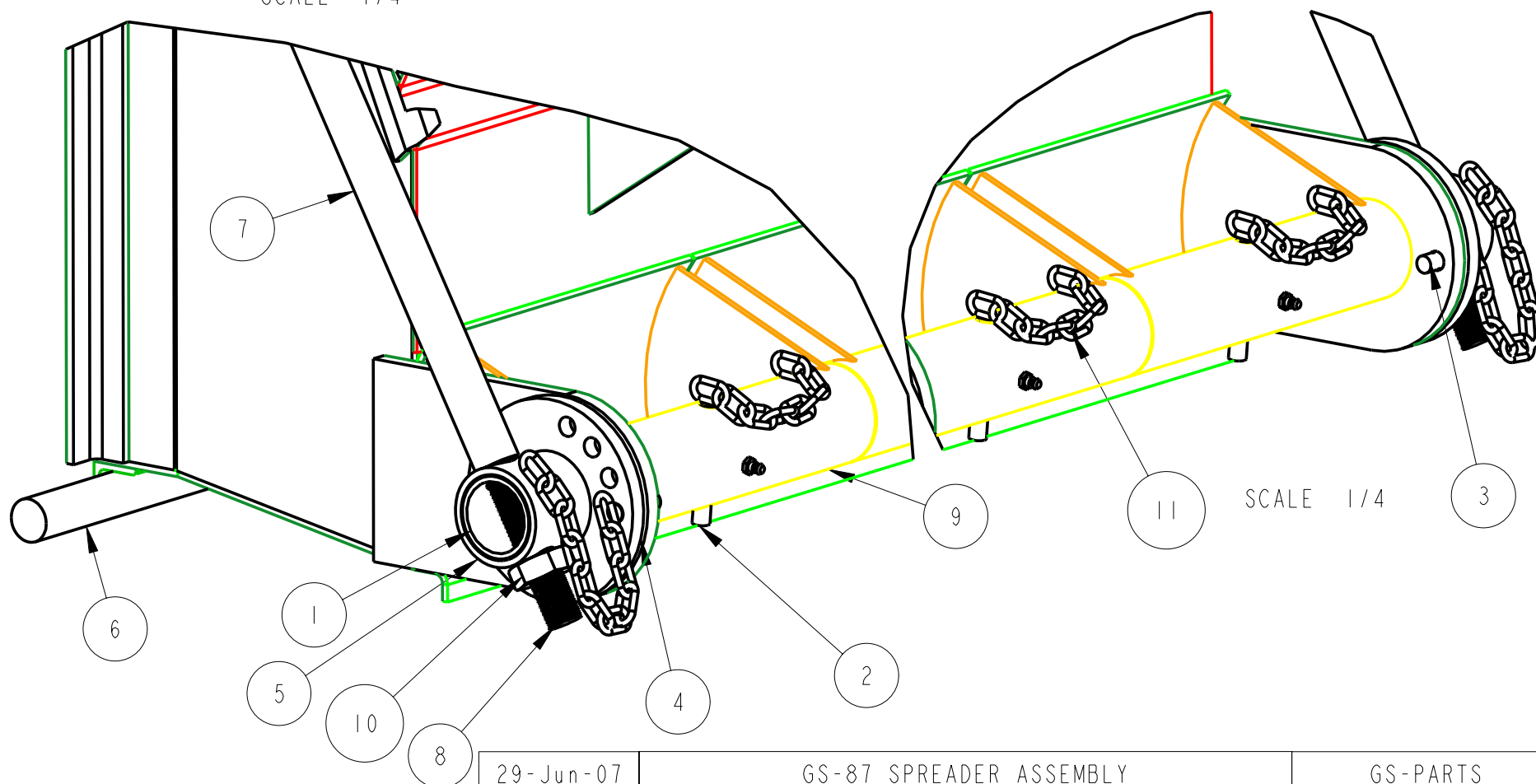


ITEM	QTY.	PART NO.	WARREN PART NO.	DESCRIPTION	WEIGHT
1	1	200400-02	300-30390	PIPE - GATE MOUNTING - DUAL HANDLE	31.187
2	8	200402-01	TBD	PIN - GATE RETAINING	0.195
3	3	200402-02	TBD	PIN - GATE GATE HANDLE LATCH	0.095
4	2	200403-01	TBD	LATCH - GATE	3.041
5	2	200404-01	300-30397	PIPE - GATE LATCH MTG.	1.104
6	2	200410-EXT-06	TBD	REINFORCING ANGLE - 6 IN. EXTENSION	0.889
7	2	200411-02	300-30414	G/S GATE LATCH PIN	3.480
8	2	200413-01	300-30416	HANDLE - GATE - GS SPREADER	6.569
9	2	200414-01	TBD	GATE HANDLE MNT THREADED	1.968
10	1	200527-08	TBD	EXTENSION SHEET - GS-87 - 6 IN.	28.133
11	8	220034-11	300-30496	GATE WELDMENT - GS SPREADER	0.000
12	1	220080-05	300-30502	LADDER ASSEMBLY - GS SPREADER	4.159
13	2	ACS-02-3418-125	300-80015	HINGE - TOP TAILGATE - 1 1/4"	13.352
14	2	FF-00138	900-80088	1-8 HEX FINISH NUT ZN	0.266
15	1	FHH-00095-GS	TBD	HOSE - 1" LP - FOR SAFETY CHAIN	1.126
16	180	FM-00610-LINK	TBD	CHAIN - PROOF COIL	0.024
17	2	FM-50132	800-80131	COLD SHUT	0.382



ITEM	QTY.	PART NO.	WARREN PART NO.	DESCRIPTION	WEIGHT
1	1	200400-02	300-30390	PIPE - GATE MOUNTING - DUAL HANDLE	31.187
2	8	200402-01	TBD	PIN - GATE RETAINING	0.195
3	3	200402-02	TBD	PIN - GATE GATE HANDLE LATCH	0.095
4	2	200403-01	TBD	LATCH - GATE	3.041
5	2	200404-01	300-30397	PIPE - GATE LATCH MTG.	1.104
6	2	200411-02	300-30414	G/S GATE LATCH PIN	3.480
7	2	200413-01	300-30416	HANDLE - GATE - GS SPREADER	6.569
8	2	200414-01	TBD	GATE HANDLE MNT THREADED	1.968
9	8	220034-11	300-30496	GATE WELDMENT - GS SPREADER	0.000
10	2	FF-00138	900-80088	1-8 HEX FINISH NUT ZN	0.266
11	180	FM-00610-LINK	TBD	CHAIN - PROOF COIL	0.000

SCALE 1/4



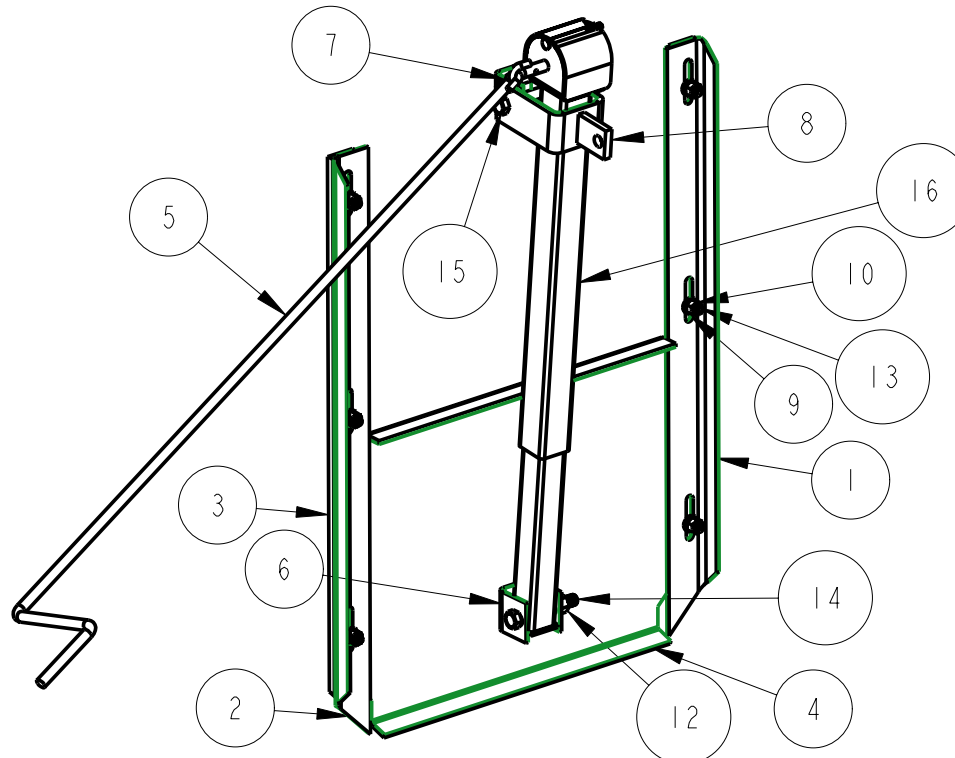
29-Jun-07

GS-87 SPREADER ASSEMBLY

GS-PARTS



ITEM	QTY.	PART NO.	WARREN PART NO.	DESCRIPTION	WEIGHT
1	1	200016-53	300-30250	RETAINER -FEEDGATE - RH -SS	4.163
2	1	200016-54	300-30259	RETAINER -FEEDGATE - RH - SS	4.163
3	2	200017-52	300-30260	FEED GATE SPACER - SS	4.300
4	1	200018-51	300-30261	FEED GATE - 24 WIDE - 304SS	16.410
5	1	200019-01	300-30161	FEEDGATE JACK HANDLE - AC-24	9.144
6	2	200020-52	300-30162	BRACKET - FEEDGATE JACK MOUNTING - SS	0.421
7	2	200329-02	300-30203	U-JOINT CHAIN LINK	0.052
8	1	220166-51	TBD	FEEDGATE HOLDUP BRACKET-SS	1.780
9	6	FF-00012	900-80105	3/8 FLAT WASHER SS	0.010
10	6	FF-00027	900-80112	3/8-16 NUT-KEP SS	0.000
11	2	FF-00077	900-80018	1/2 SPLIT LOCKWASHER SS	0.011
12	2	FF-00078	900-80021	1/2-13 HEX FINISH NUT SS	0.037
13	6	FF-00197	900-80125	BOLT-CARRIAGE-3/8-16 x 1 1/2 - SS	0.063
14	1	FF-00198	TBD	CAPSCREW-HEX 1/2 NC x 3 1/2 SS	0.236
15	1	FF-50084	900-80048	1/2-13 X 4 HEX CAP SCREW GR 8 YEL ZN	0.264
16	1	FM-00517	300-30001	FEEDGATE JACK	9.490



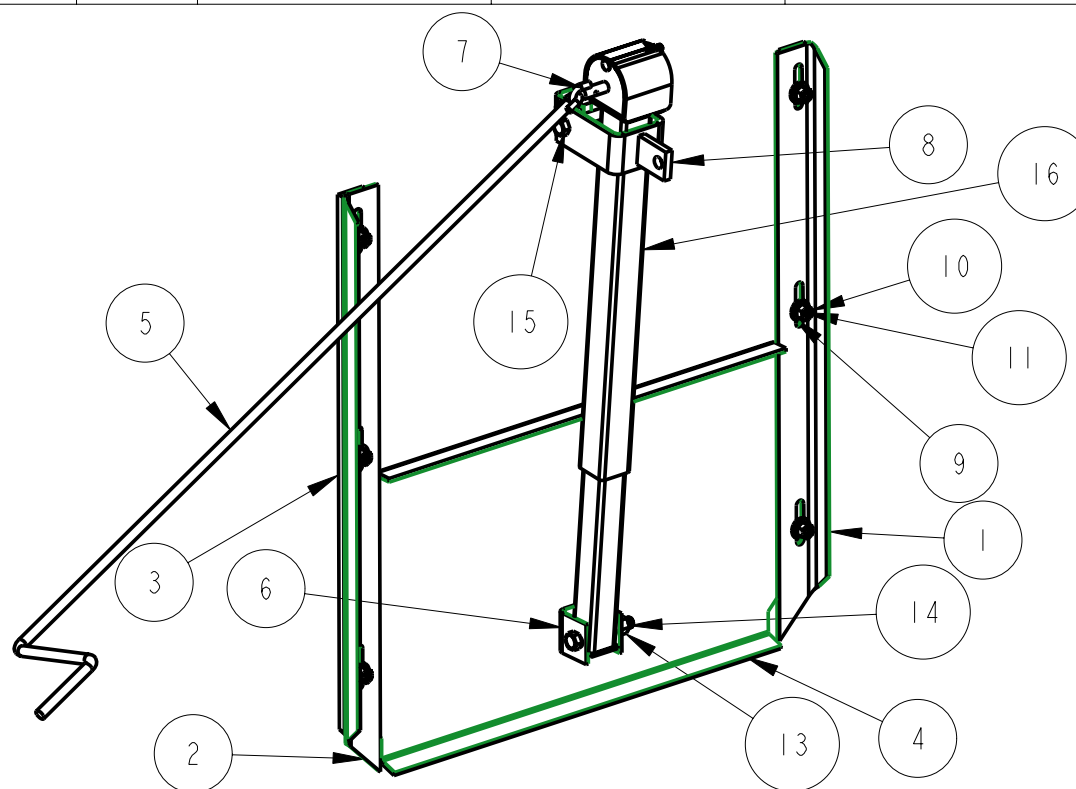
01-Dec-06

FEEDGATE ASSEMBLY - 24 WIDE - SS

220034-51



ITEM	QTY.	PART NO.	WARREN PART NO.	DESCRIPTION	WEIGHT
1	1	200016-03	300-30157	RETAINER -FEEDGATE - RH	4.163
2	1	200016-04	300-30158	RETAINER -FEEDGATE - RH	4.163
3	2	200017-02	300-30159	FEED GATE SPACER	4.300
4	1	200018-02	TBD	FEED GATE - 30 WIDE	21.700
5	1	200019-05	TBD	FEEDGATE JACK HANDLE - LF-30	9.144
6	2	200020-02	300-30162	BRACKET - FEEDGATE JACK MOUNTING	0.423
7	2	200329-02	300-30203	U-JOINT CHAIN LINK	0.052
8	1	220166-01	300-30234	FEEDGATE HOLDUP BRACKET	1.780
9	6	FF-00015	900-80106	3/8 FLAT WASHER ZN	0.021
10	6	FF-00023	900-80113	3/8-16 NUT-KEP ZN	0.000
11	6	FF-00029	900-80126	BOLT-CARRIAGE-3/8-16 x 1 1/4 - ZN	0.056
12	2	FF-00073	900-80019	1/2 SPLIT LOCKWASHER ZN	0.011
13	2	FF-00086	900-80022	1/2-13 HEX FINISH NUT ZN	0.037
14	1	FF-00116	900-80047	1/2-13 X 3-1/4 HEX CAP SCREW GR 8 YEL ZN	0.222
15	1	FF-50084	900-80048	1/2-13 X 4 HEX CAP SCREW GR 8 YEL ZN	0.264
16	1	FM-00517	300-30001	FEEDGATE JACK	9.490



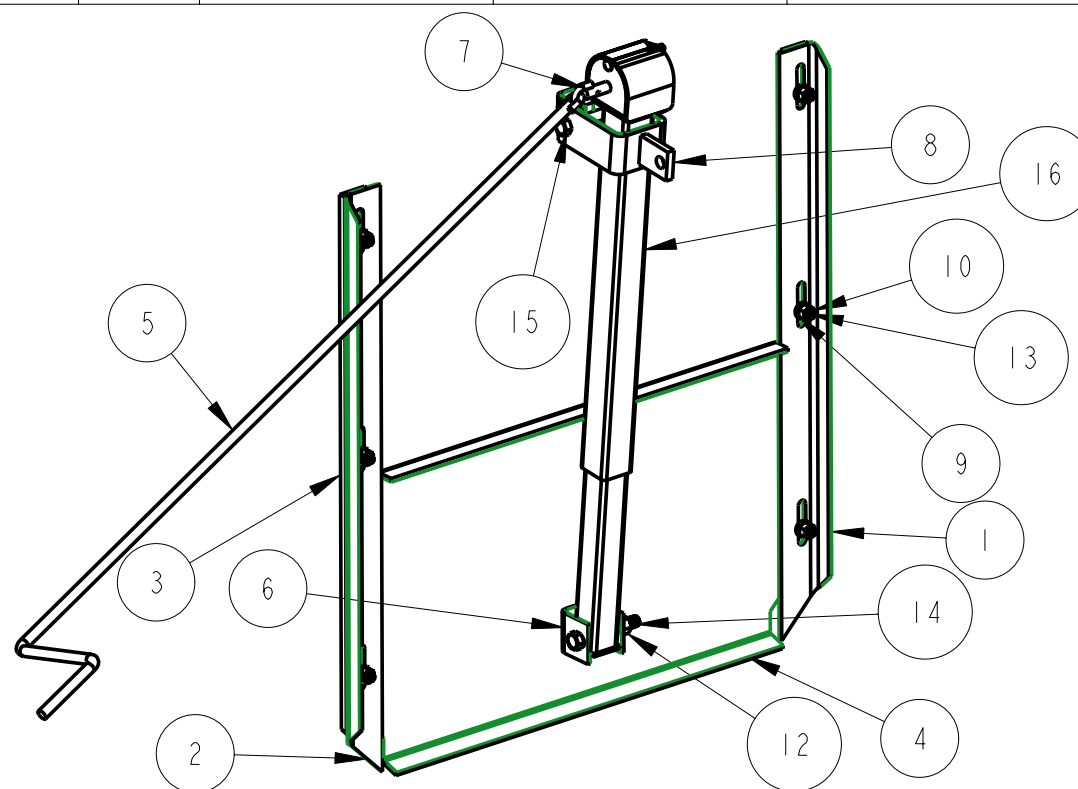
03-Jul-07

FEEDGATE ASSEMBLY - 30 WIDE - LF

220034-08



ITEM	QTY.	PART NO.	WARREN PART NO.	DESCRIPTION	WEIGHT
1	1	200016-53	300-30250	RETAINER -FEEDGATE - RH -SS	4.163
2	1	200016-54	300-30259	RETAINER -FEEDGATE - RH - SS	4.163
3	2	200017-52	300-30260	FEED GATE SPACER - SS	4.300
4	1	200018-52	TBD	FEED GATE - 30 WIDE - 304SS	16.389
5	1	200019-05	TBD	FEEDGATE JACK HANDLE - LF-30	9.144
6	2	200020-52	300-30162	BRACKET - FEEDGATE JACK MOUNTING - SS	0.421
7	2	200329-02	300-30203	U-JOINT CHAIN LINK	0.052
8	1	220166-51	TBD	FEEDGATE HOLDUP BRACKET-SS	1.780
9	6	FF-00012	900-80105	3/8 FLAT WASHER SS	0.010
10	6	FF-00027	900-80112	3/8-16 NUT-KEP SS	0.000
11	2	FF-00077	900-80018	1/2 SPLIT LOCKWASHER SS	0.011
12	2	FF-00078	900-80021	1/2-13 HEX FINISH NUT SS	0.037
13	6	FF-00197	900-80125	BOLT-CARRIAGE-3/8-16 x 1 1/2 - SS	0.063
14	1	FF-00198	TBD	CAPSCREW-HEX 1/2 NC x 3 1/2 SS	0.236
15	1	FF-50084	900-80048	1/2-13 X 4 HEX CAP SCREW GR 8 YEL ZN	0.264
16	1	FM-00517	300-30001	FEEDGATE JACK	9.490

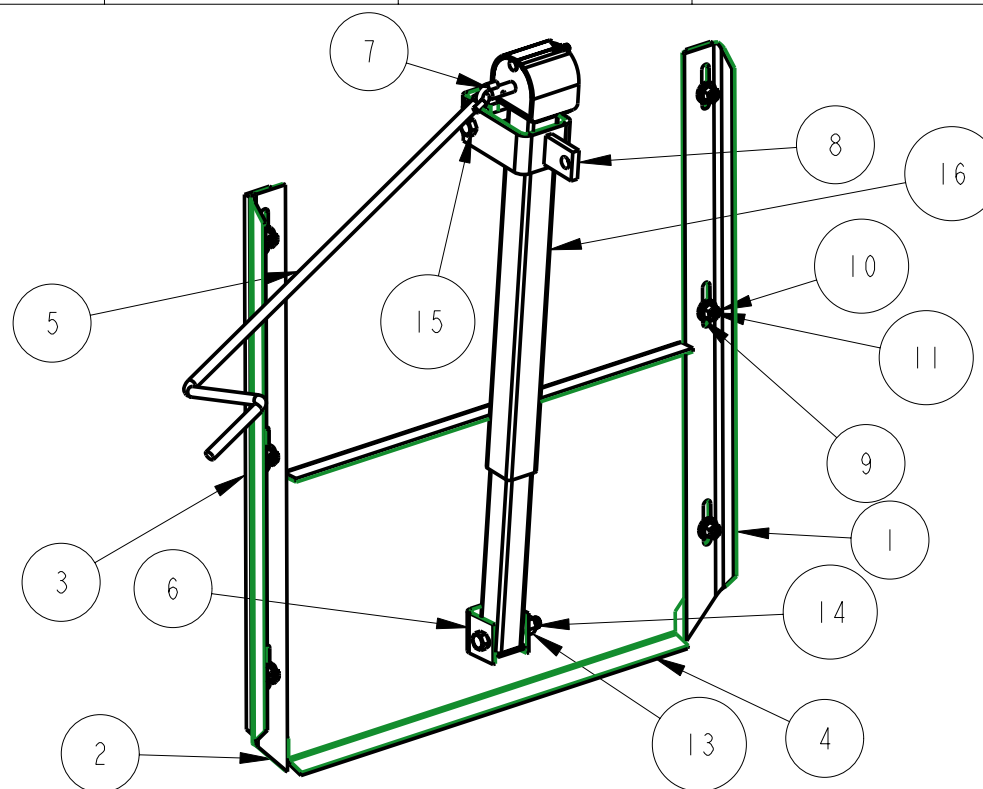
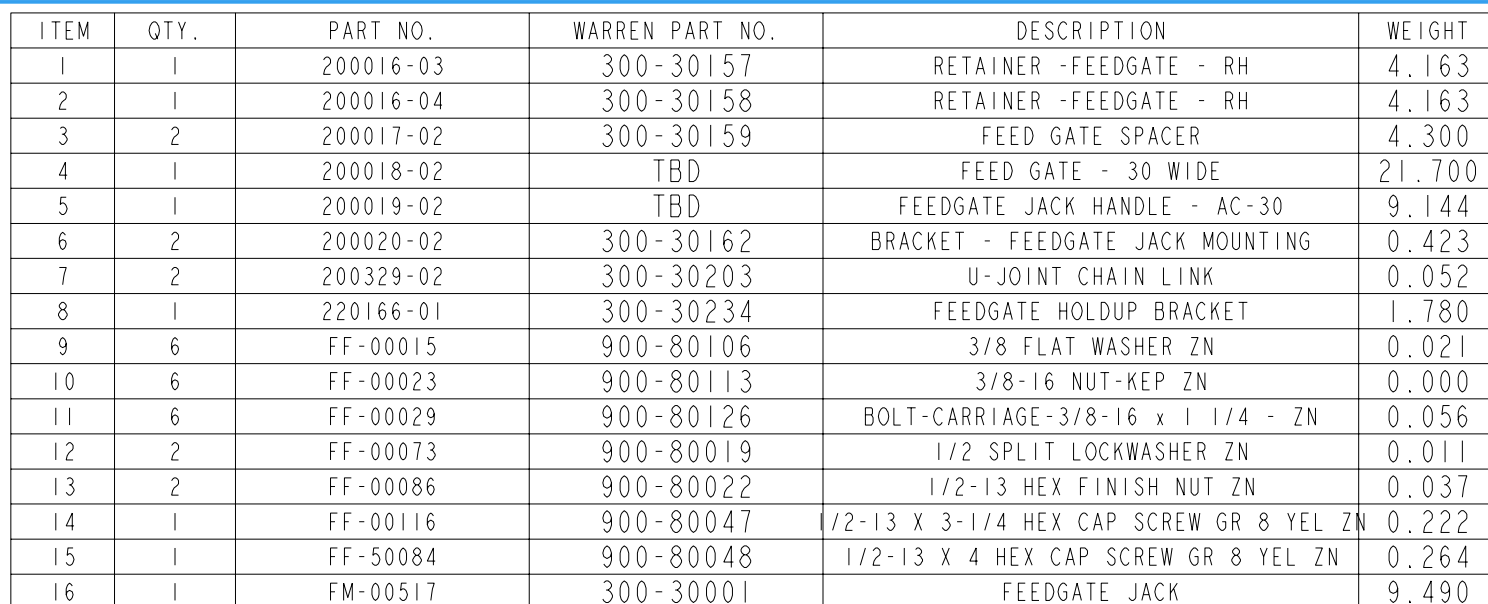


03-Jul-07

FEEDGATE ASSEMBLY - 30 WIDE - LF - SS

220034-58

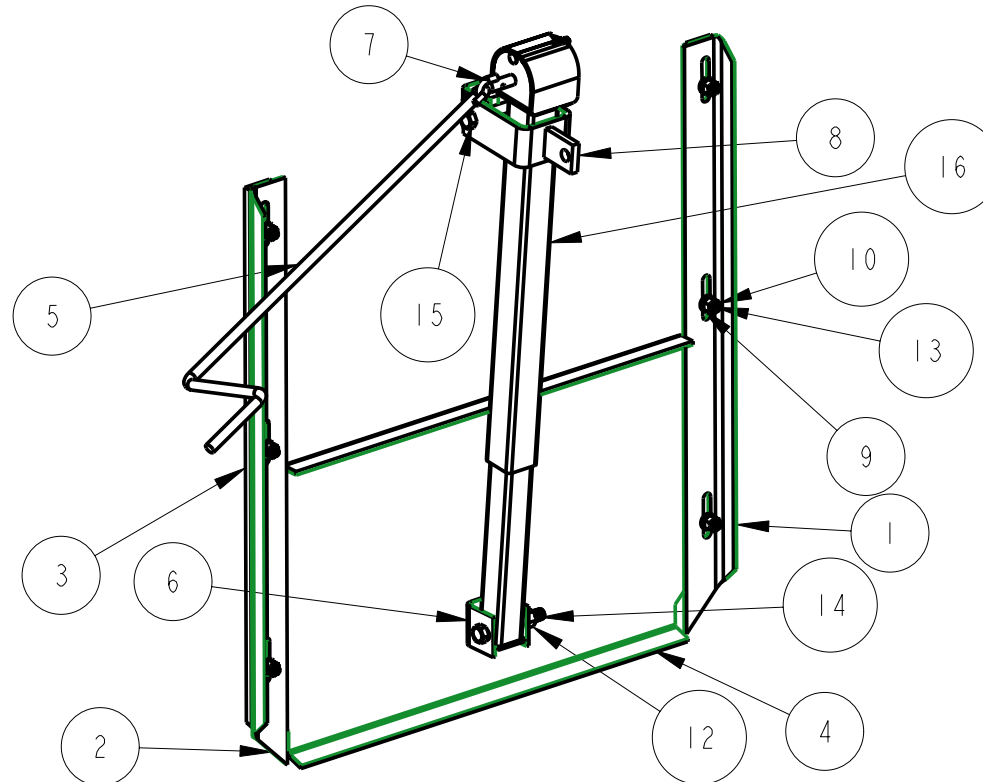




220034-09



ITEM	QTY.	PART NO.	WARREN PART NO.	DESCRIPTION	WEIGHT
1	1	200016-53	300-30250	RETAINER -FEEDGATE - RH -SS	4.163
2	1	200016-54	300-30259	RETAINER -FEEDGATE - RH - SS	4.163
3	2	200017-52	300-30260	FEED GATE SPACER - SS	4.300
4	1	200018-52	TBD	FEED GATE - 30 WIDE - 304SS	16.389
5	1	200019-02	TBD	FEEDGATE JACK HANDLE - AC-30	9.144
6	2	200020-52	300-30162	BRACKET - FEEDGATE JACK MOUNTING - SS	0.421
7	2	200329-02	300-30203	U-JOINT CHAIN LINK	0.052
8	1	220166-51	TBD	FEEDGATE HOLDUP BRACKET-SS	1.780
9	6	FF-00012	900-80105	3/8 FLAT WASHER SS	0.010
10	6	FF-00027	900-80112	3/8-16 NUT-KEP SS	0.000
11	2	FF-00077	900-80018	1/2 SPLIT LOCKWASHER SS	0.011
12	2	FF-00078	900-80021	1/2-13 HEX FINISH NUT SS	0.037
13	6	FF-00197	900-80125	BOLT-CARRIAGE-3/8-16 x 1 1/2 - SS	0.063
14	1	FF-00198	TBD	CAPSCREW-HEX 1/2 NC x 3 1/2 SS	0.236
15	1	FF-50084	900-80048	1/2-13 X 4 HEX CAP SCREW GR 8 YEL ZN	0.264
16	1	FM-00517	300-30001	FEEDGATE JACK	9.490



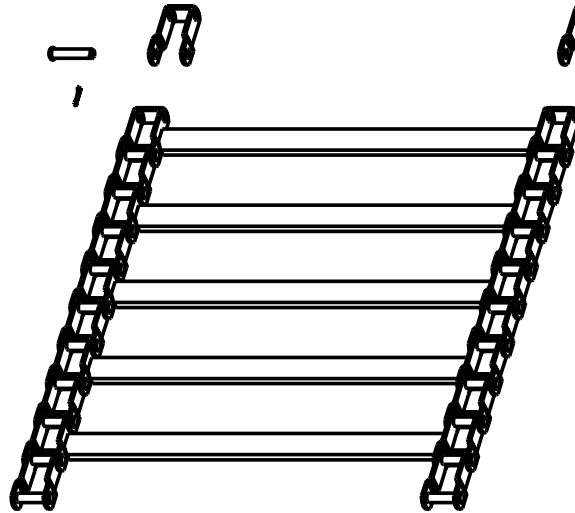
03-Jul-07

FEEDGATE ASSEMBLY - 30 WIDE - AC - SS

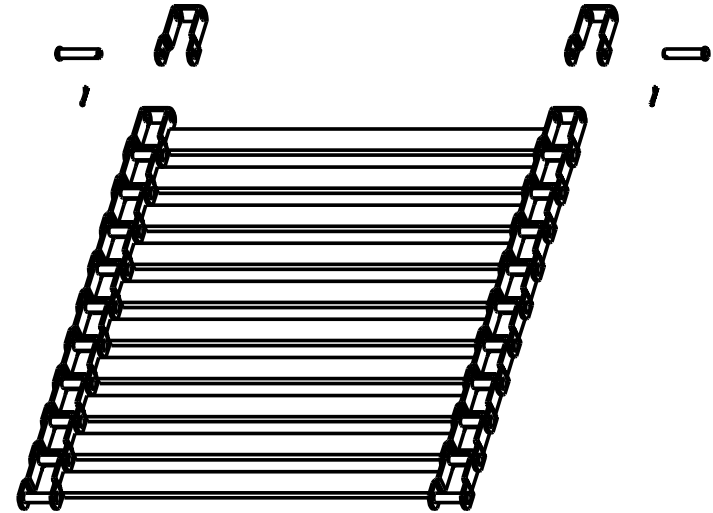
220034-59



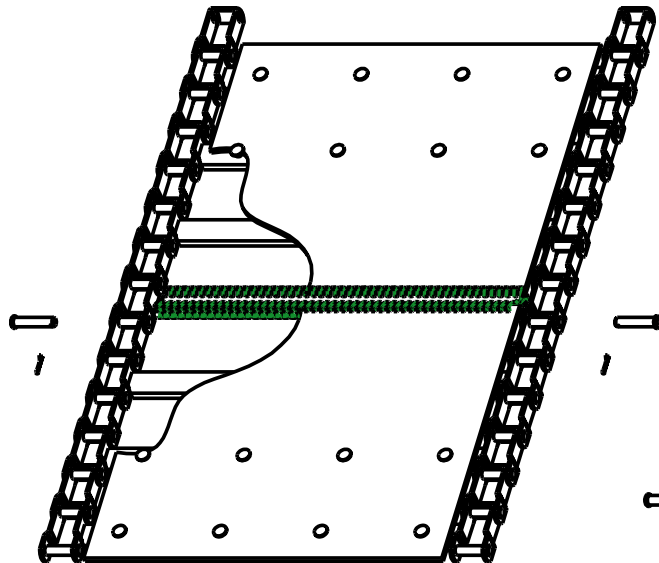
#2 PINTLE - BAR EVERY OTHER LINK



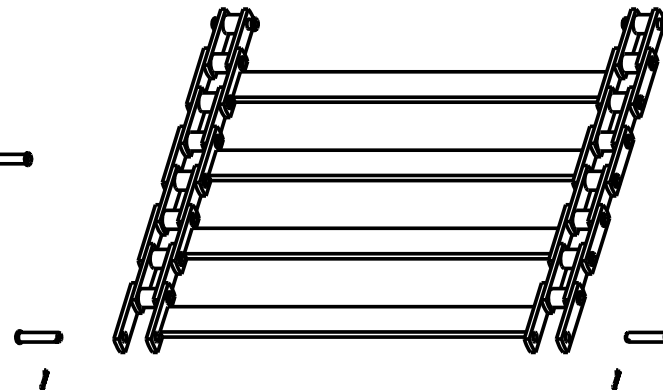
#3 PINTLE - BAR EVERY LINK



#4 BELT OVER - BAR EVERY LINK

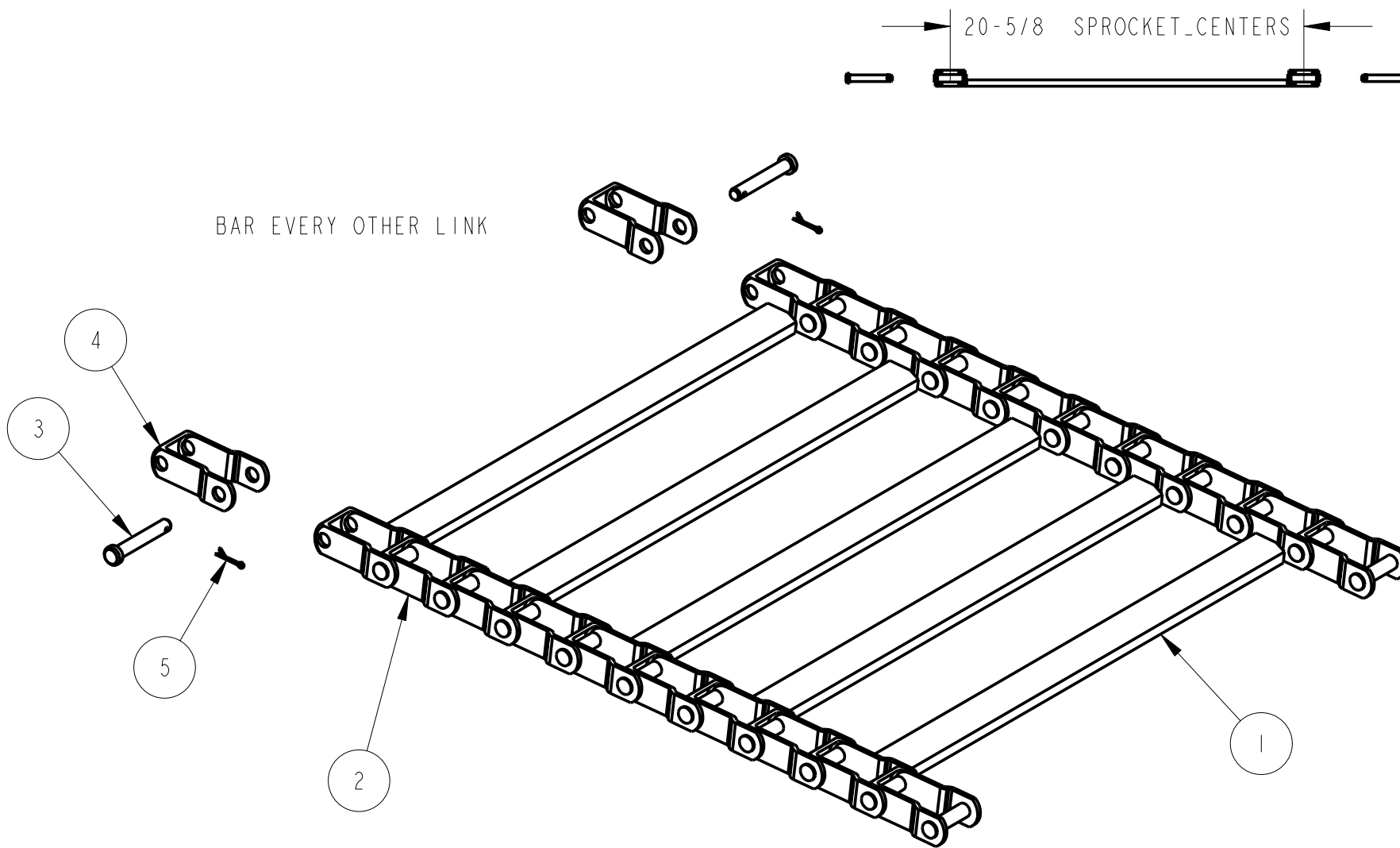


#2 ROLLER - BAR EVERY OTHER LINK



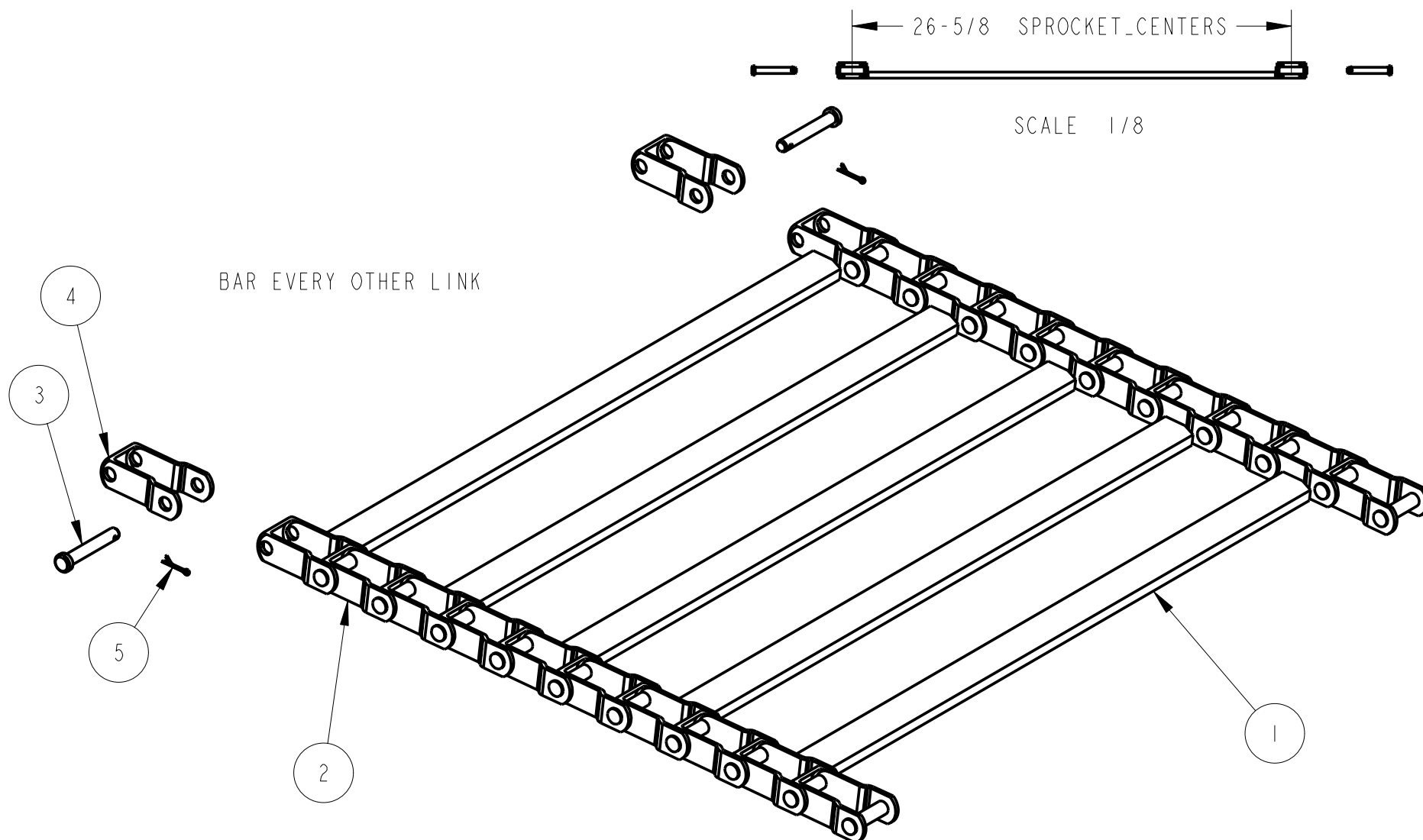


ITEM	QTY.	PART NO.	WARREN PART NO.	DESCRIPTION	WEIGHT
1	5	200070-20	300-30170	CROSS BAR - PINTLE CHAIN - 24 IN	2.537
2	20	FM-00479	700-30031	CHAIN - PINTLE - 667X	0.310
3	2	FM-00497	800-30045	PIN - PINTLE CHAIN	0.091
4	2	FM-00498	700-30032	CHAIN LINK - 667X CHAIN	0.229
5	2	FM-00499	TBD	COTTER PIN	0.001




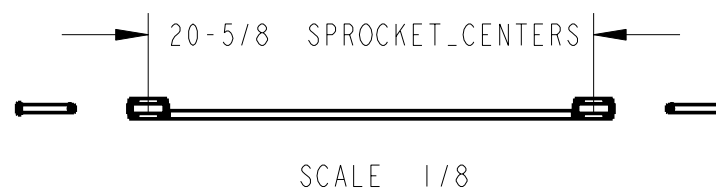


ITEM	QTY.	PART NO.	WARREN PART NO.	DESCRIPTION	WEIGHT
1	5	200070-21	TBD	CROSS BAR - PINTLE CHAIN - 30 IN	2.511
2	20	FM-00479	700-30031	CHAIN - PINTLE - 667X	0.310
3	2	FM-00497	800-30045	PIN - PINTLE CHAIN	0.091
4	2	FM-00498	700-30032	CHAIN LINK - 667X CHAIN	0.229
5	2	FM-00499	TBD	COTTER PIN	0.001

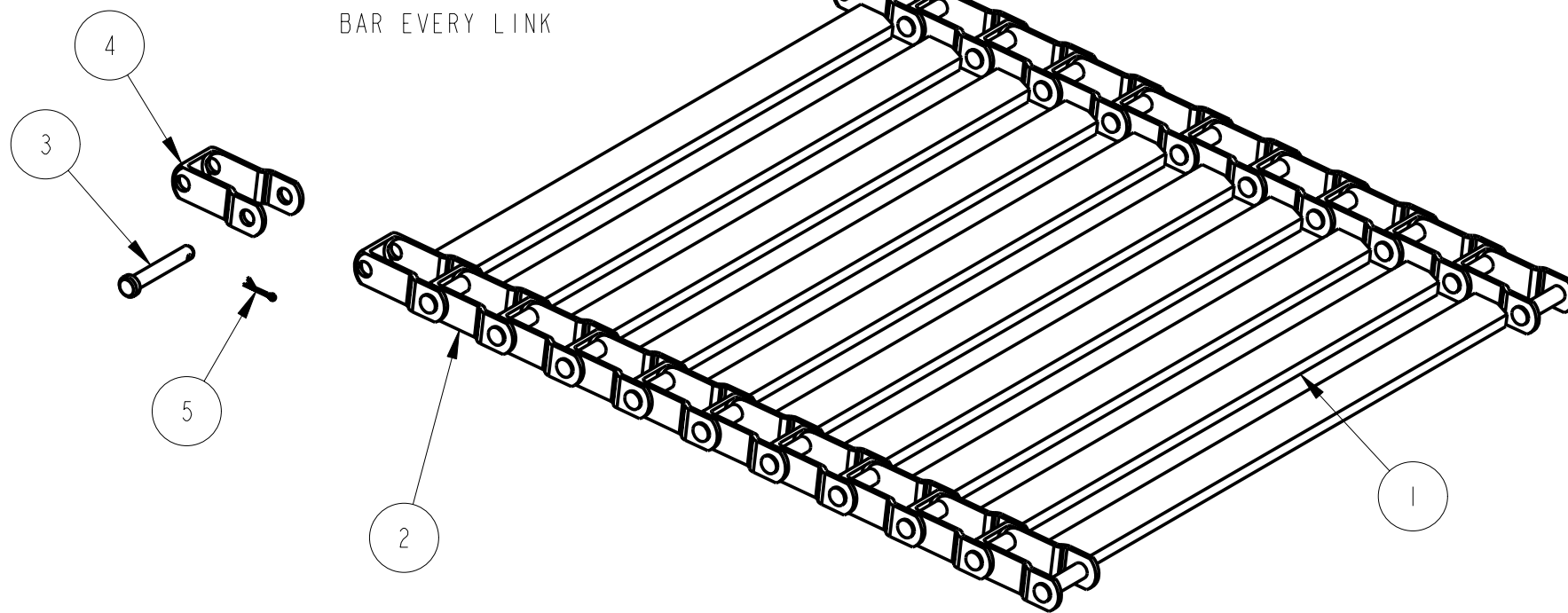




ITEM	QTY.	PART NO.	WARREN PART NO.	DESCRIPTION	WEIGHT
1	10	200070-20	300-30170	CROSS BAR - PINTLE CHAIN - 24 IN	2.537
2	20	FM-00479	700-30031	CHAIN - PINTLE - 667X	0.310
3	2	FM-00497	800-30045	PIN - PINTLE CHAIN	0.091
4	2	FM-00498	700-30032	CHAIN LINK - 667X CHAIN	0.229
5	2	FM-00499	TBD	COTTER PIN	0.001

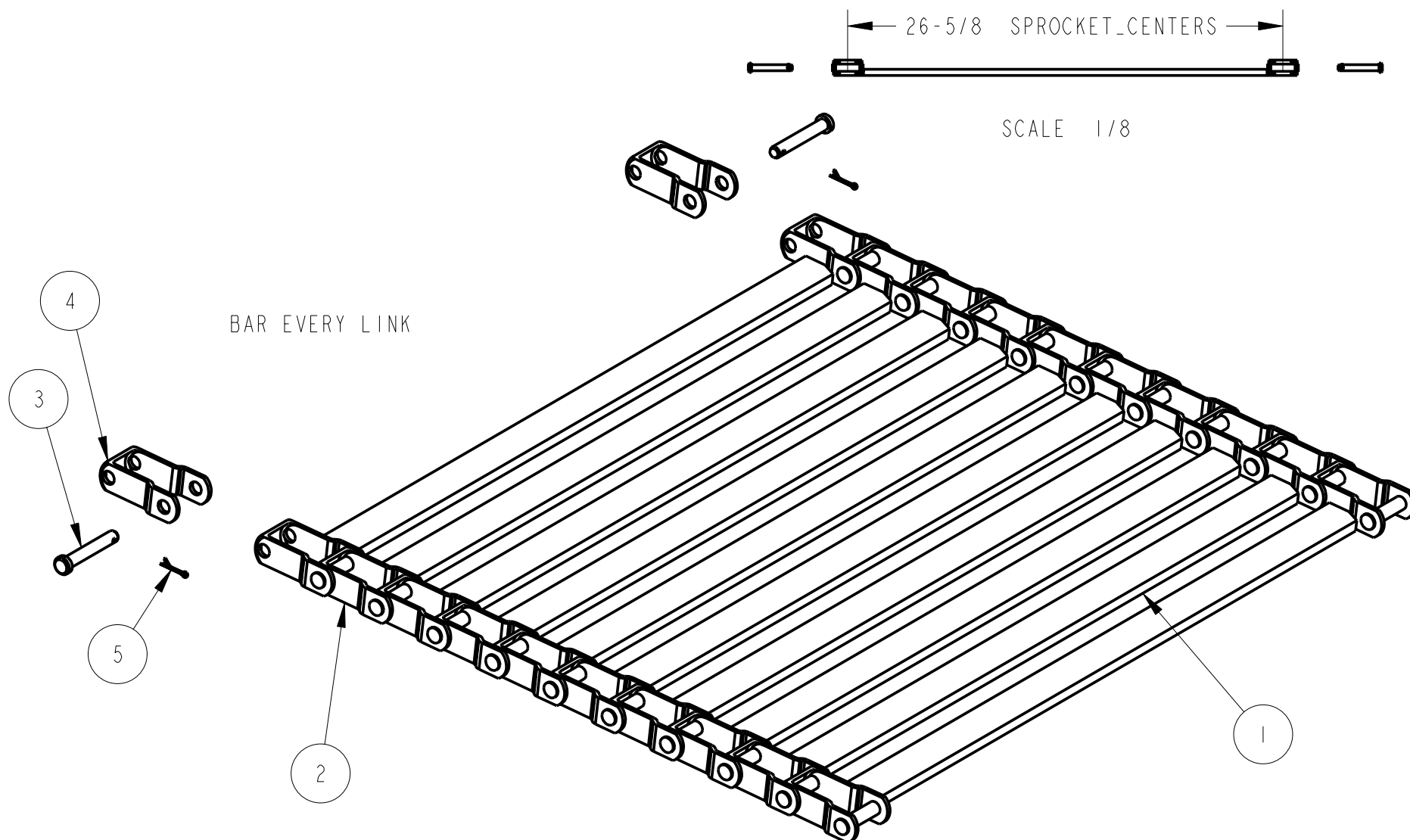


BAR EVERY LINK





ITEM	QTY.	PART NO.	WARREN PART NO.	DESCRIPTION	WEIGHT
1	10	200070-21	TBD	CROSS BAR - PINTLE CHAIN - 30 IN	2.511
2	20	FM-00479	700-30031	CHAIN - PINTLE - 667X	0.310
3	2	FM-00497	800-30045	PIN - PINTLE CHAIN	0.091
4	2	FM-00498	700-30032	CHAIN LINK - 667X CHAIN	0.229
5	2	FM-00499	TBD	COTTER PIN	0.001

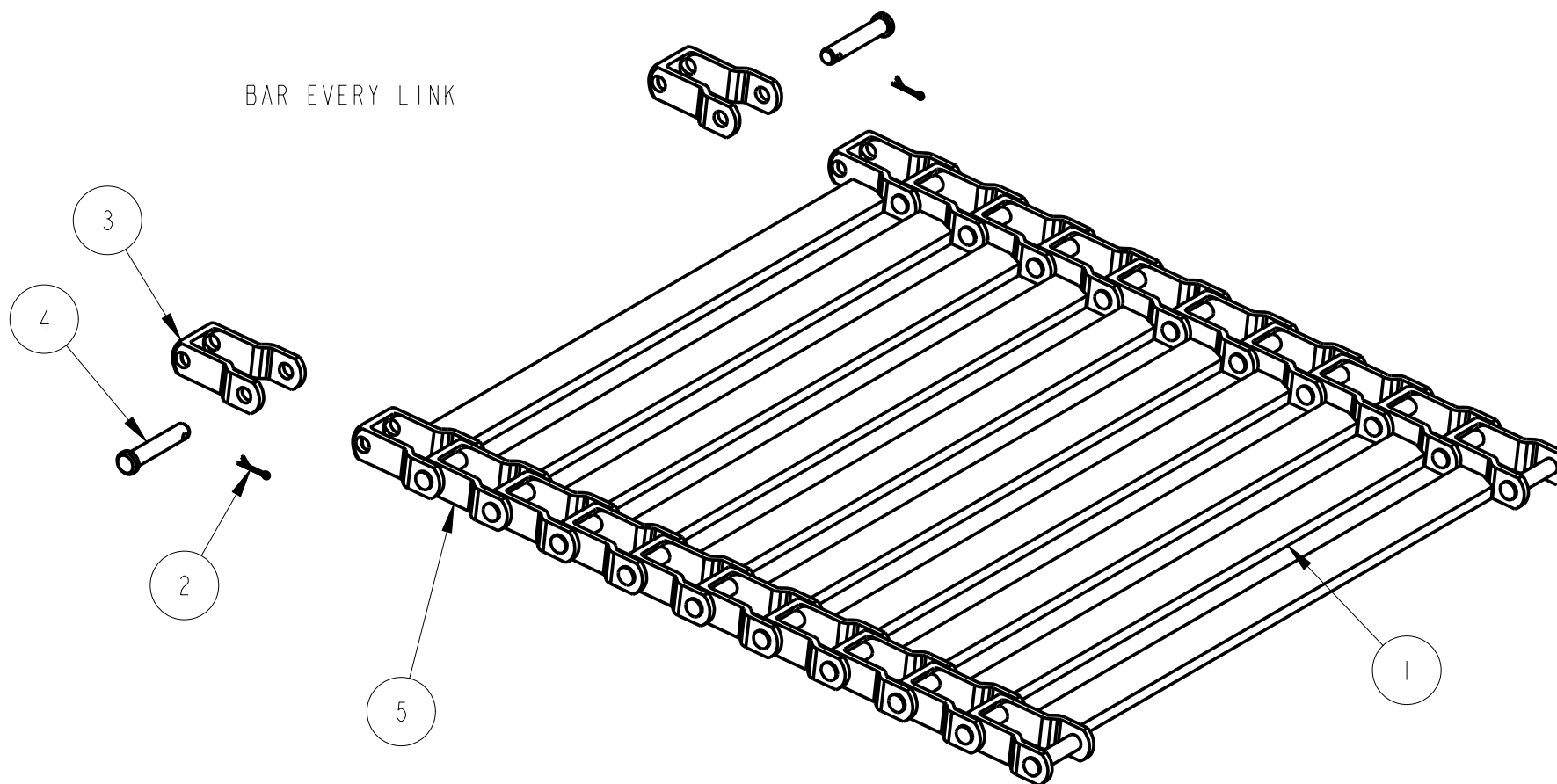




ITEM	QTY.	PART NO.	WARREN PART NO.	DESCRIPTION	WEIGHT
1	10	200070-20	300-30170	CROSS BAR - PINTLE CHAIN - 24 IN	2.537
2	2	COTTER_PIN-XH	NA	COTTER PIN FOR XH CHAIN	0.001
3	2	FM-00653	700-30072	CHAIN LINK - 667XH CHAIN	0.326
4	2	FM-00654	800-30045	PIN - PINTLE CHAIN - 667XH	0.113
5	20	FM-00930	700-30100	CHAIN - PINTLE - 667XH	0.418



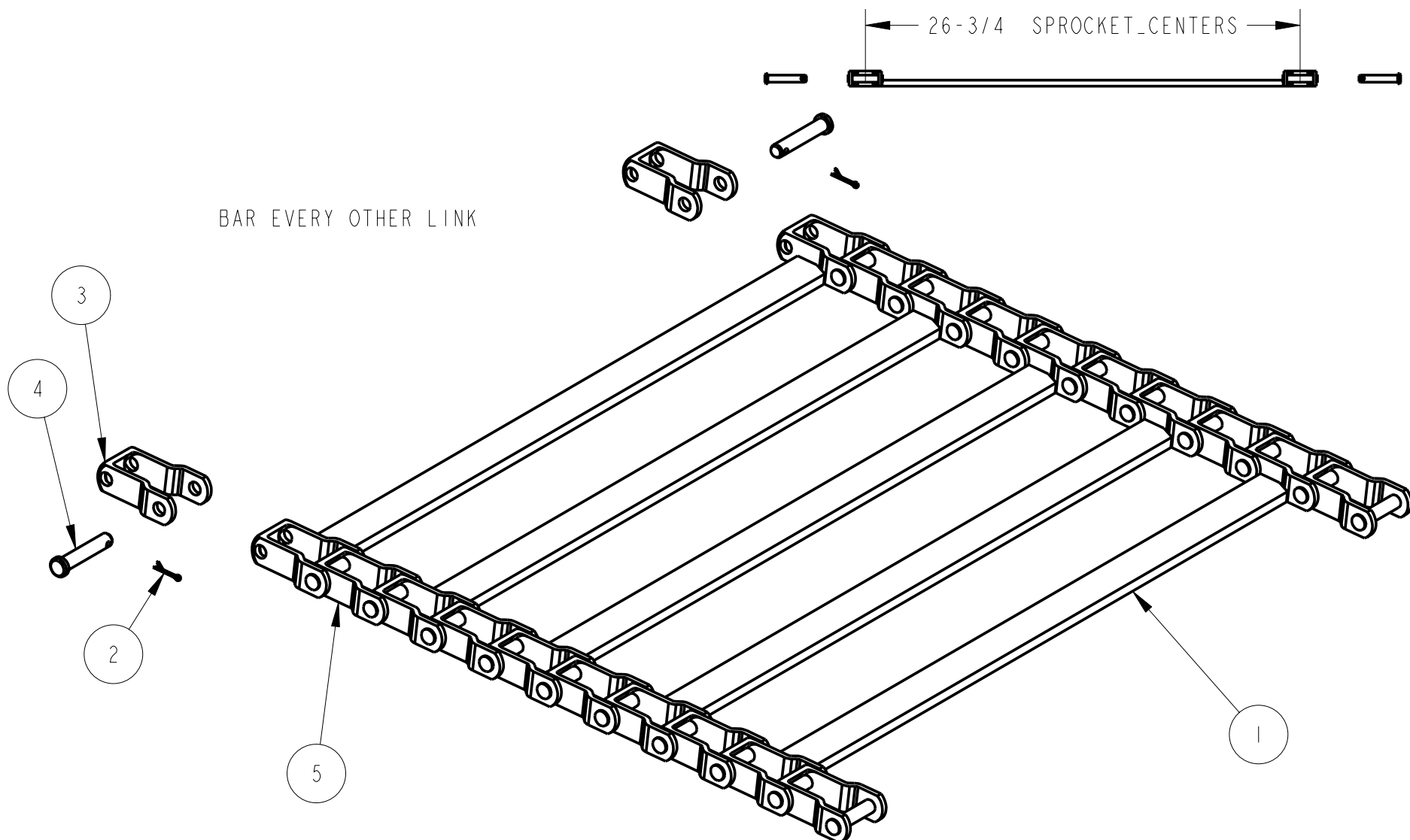
BAR EVERY LINK







ITEM	QTY.	PART NO.	WARREN PART NO.	DESCRIPTION	WEIGHT
1	5	200070-21	TBD	CROSS BAR - PINTLE CHAIN - 30 IN	3.335
2	2	COTTER_PIN-XH	NA	COTTER PIN FOR XH CHAIN	0.001
3	2	FM-00653	700-30072	CHAIN LINK - 667XH CHAIN	0.326
4	2	FM-00654	800-30045	PIN - PINTLE CHAIN - 667XH	0.113
5	20	FM-00930	700-30100	CHAIN - PINTLE - 667XH	0.418



09-Jul-07

CONVEYOR CHAIN - #2 - 30 WIDE - HD

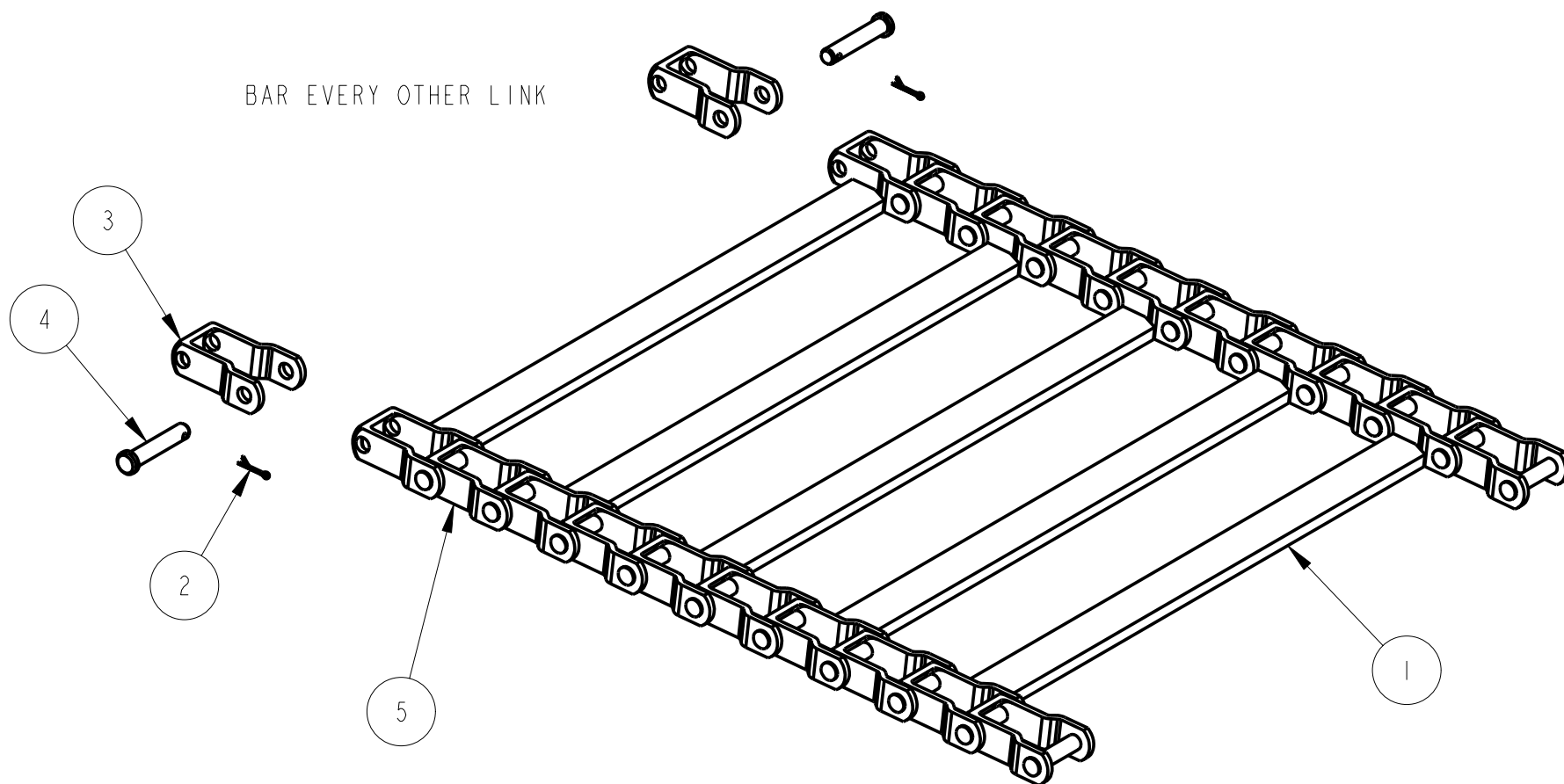
CONVEYOR-NO2-30-HD



ITEM	QTY.	PART NO.	WARREN PART NO.	DESCRIPTION	WEIGHT
1	5	200070-20	300-30170	CROSS BAR - PINTLE CHAIN - 24 IN	2.537
2	2	COTTER_PIN-XH	NA	COTTER PIN FOR XH CHAIN	0.001
3	2	FM-00653	700-30072	CHAIN LINK - 667XH CHAIN	0.326
4	2	FM-00654	800-30045	PIN - PINTLE CHAIN - 667XH	0.000
5	20	FM-00930	700-30100	CHAIN - PINTLE - 667XH	0.418

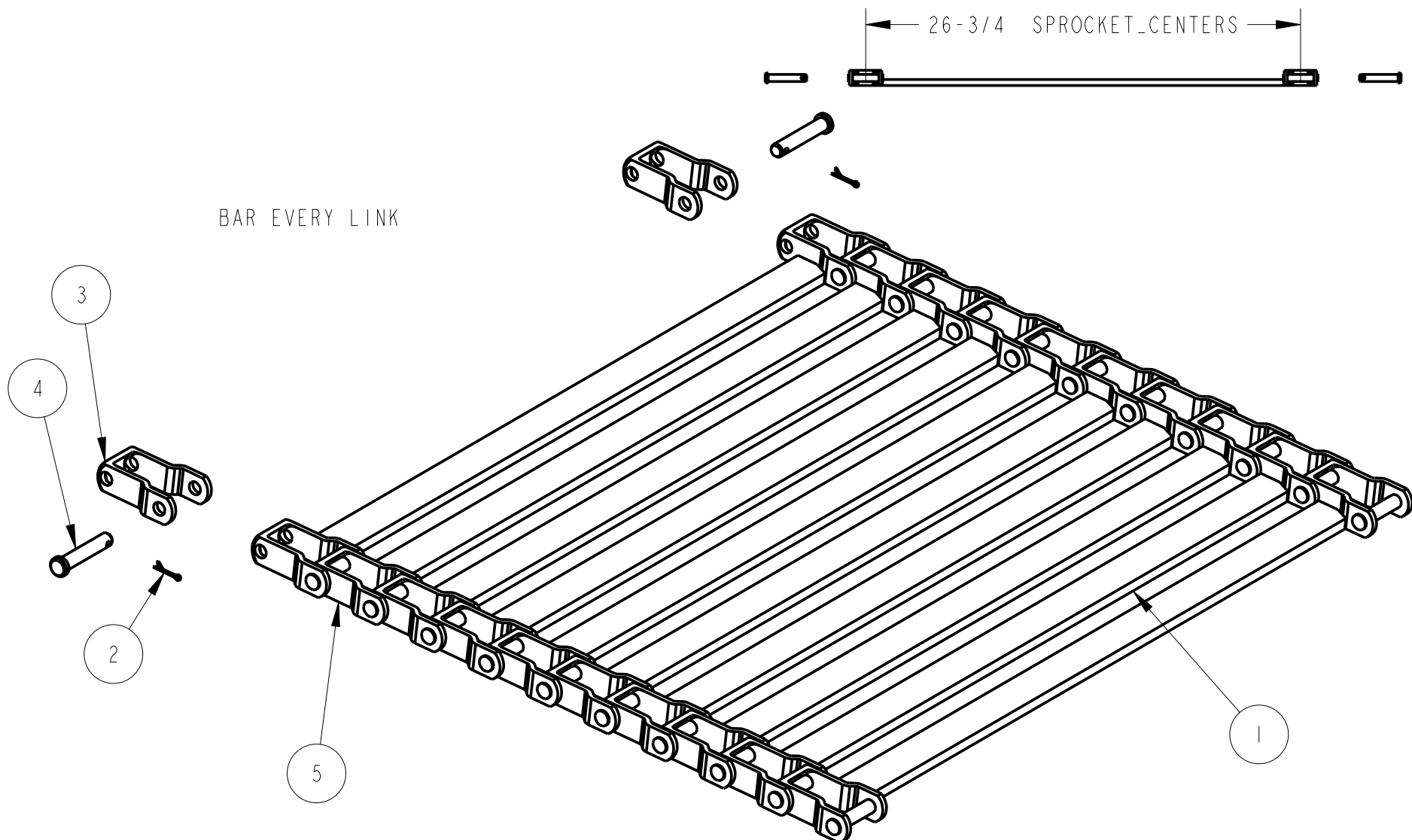


BAR EVERY OTHER LINK





ITEM	QTY.	PART NO.	WARREN PART NO.	DESCRIPTION	WEIGHT
1	10	200070-21	TBD	CROSS BAR - PINTLE CHAIN - 30 IN	3.335
2	2	COTTER_PIN-XH	NA	COTTER PIN FOR XH CHAIN	0.001
3	2	FM-00653	700-30072	CHAIN LINK - 667XH CHAIN	0.326
4	2	FM-00654	800-30045	PIN - PINTLE CHAIN - 667XH	0.113
5	20	FM-00930	700-30100	CHAIN - PINTLE - 667XH	0.418



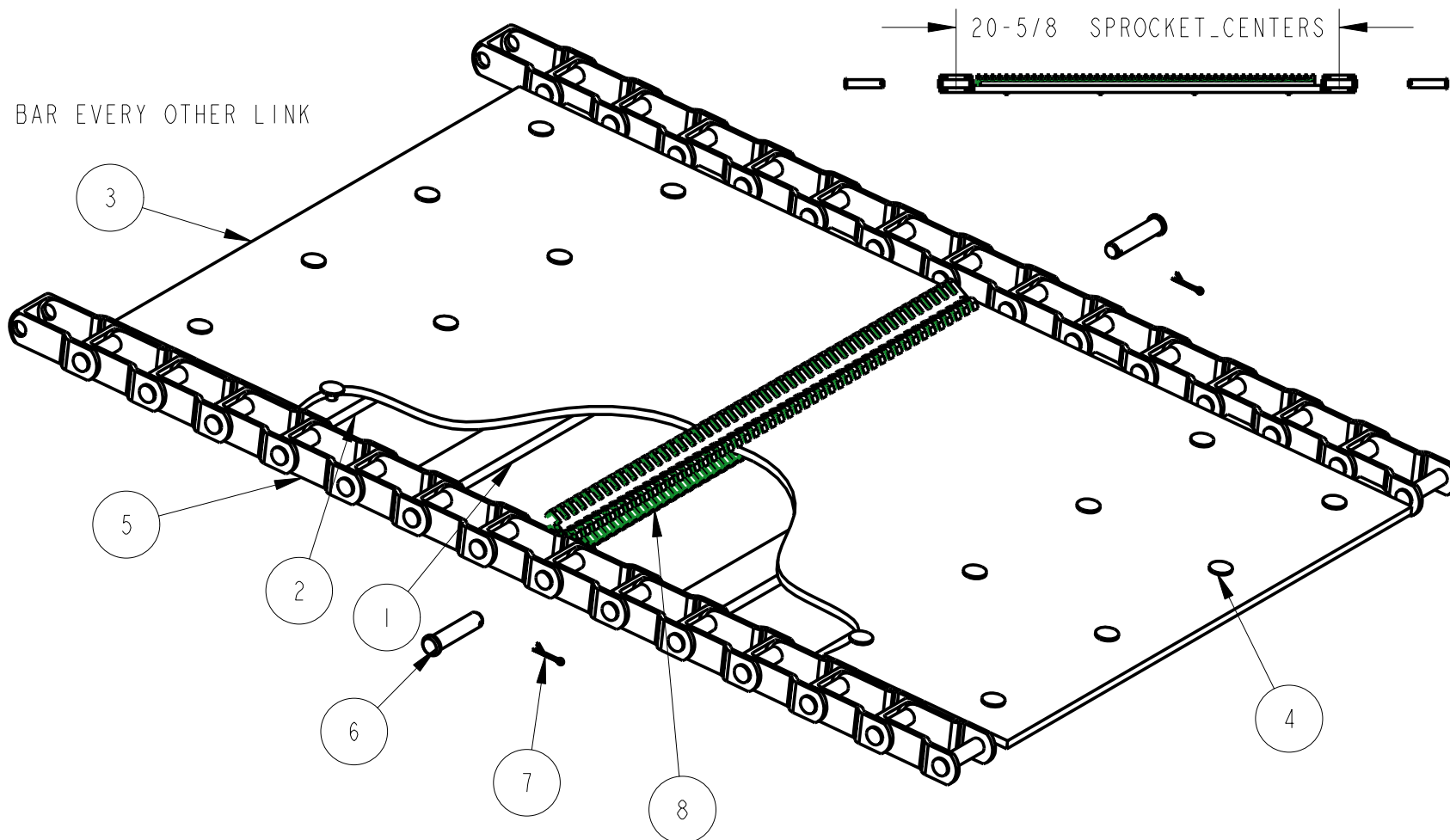
09-Jul-07

CONVEYOR CHAIN - #3 - 30 WIDE - HD

CONVEYOR-NO3-30-HD

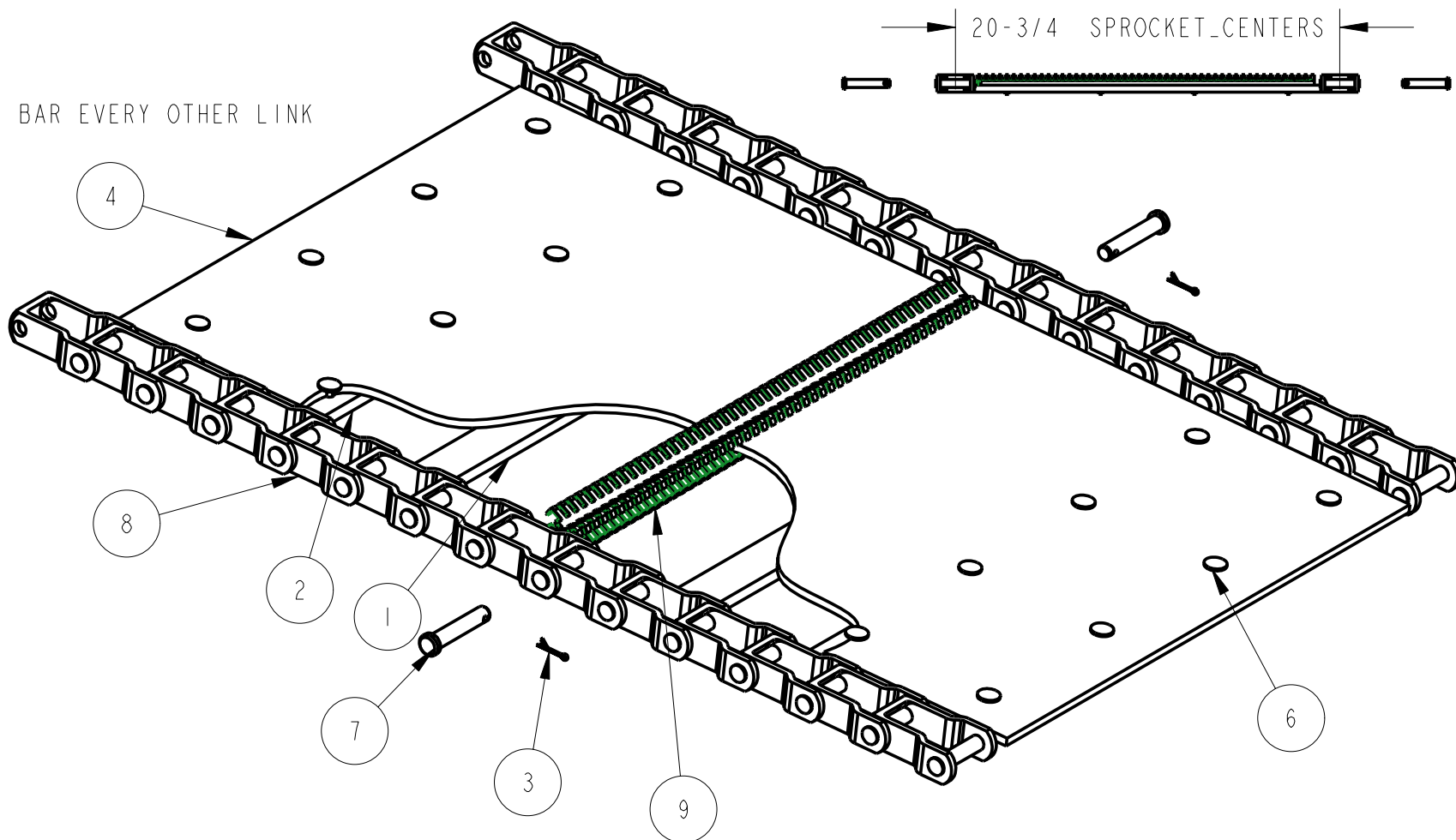


ITEM	QTY.	PART NO.	WARREN PART NO.	DESCRIPTION	WEIGHT
1	2	200070-20	300-30170	CROSS BAR - PINTLE CHAIN - 24 IN	2.537
2	4	200070-22	TBD	CROSS BAR - PINTLE CHAIN - 24 IN	2.511
3	2	FB-00122	TBD	CONVEYOR BELT - 18 IN.	2.507
4	16	FB-00172	800-30007	BELT RIVET	0.047
5	28	FM-00479	700-30031	CHAIN - PINTLE - 667X	0.310
6	2	FM-00497	800-30045	PIN - PINTLE CHAIN - 667X	0.092
7	2	FM-00499	TBD	COTTER PIN	0.001
8	1	FM-00933	700-30101	LACING KIT - 18" WIDE BELT	0.000





ITEM	QTY.	PART NO.	WARREN PART NO.	DESCRIPTION	WEIGHT
1	2	200070-20	300-30170	CROSS BAR - PINTLE CHAIN - 24 IN	2.537
2	4	200070-22	TBD	CROSS BAR - PINTLE CHAIN - 24 IN	2.511
3	2	COTTER_PIN-XH	NA	COTTER PIN FOR XH CHAIN	0.001
4	1	FB-00122	700-30006	CONVEYOR BELT - 18 IN.	2.503
5	1	FB-00122	700-30006	CONVEYOR BELT - 18 IN.	2.503
6	16	FB-00172	800-30007	BELT RIVET	0.047
7	2	FM-00654	800-30045	PIN - PINTLE CHAIN - 667XH	0.000
8	28	FM-00930	700-30100	CHAIN - PINTLE - 667XH	0.310
9	1	FM-00933	700-30101	LACING KIT - 18" WIDE BELT	0.000



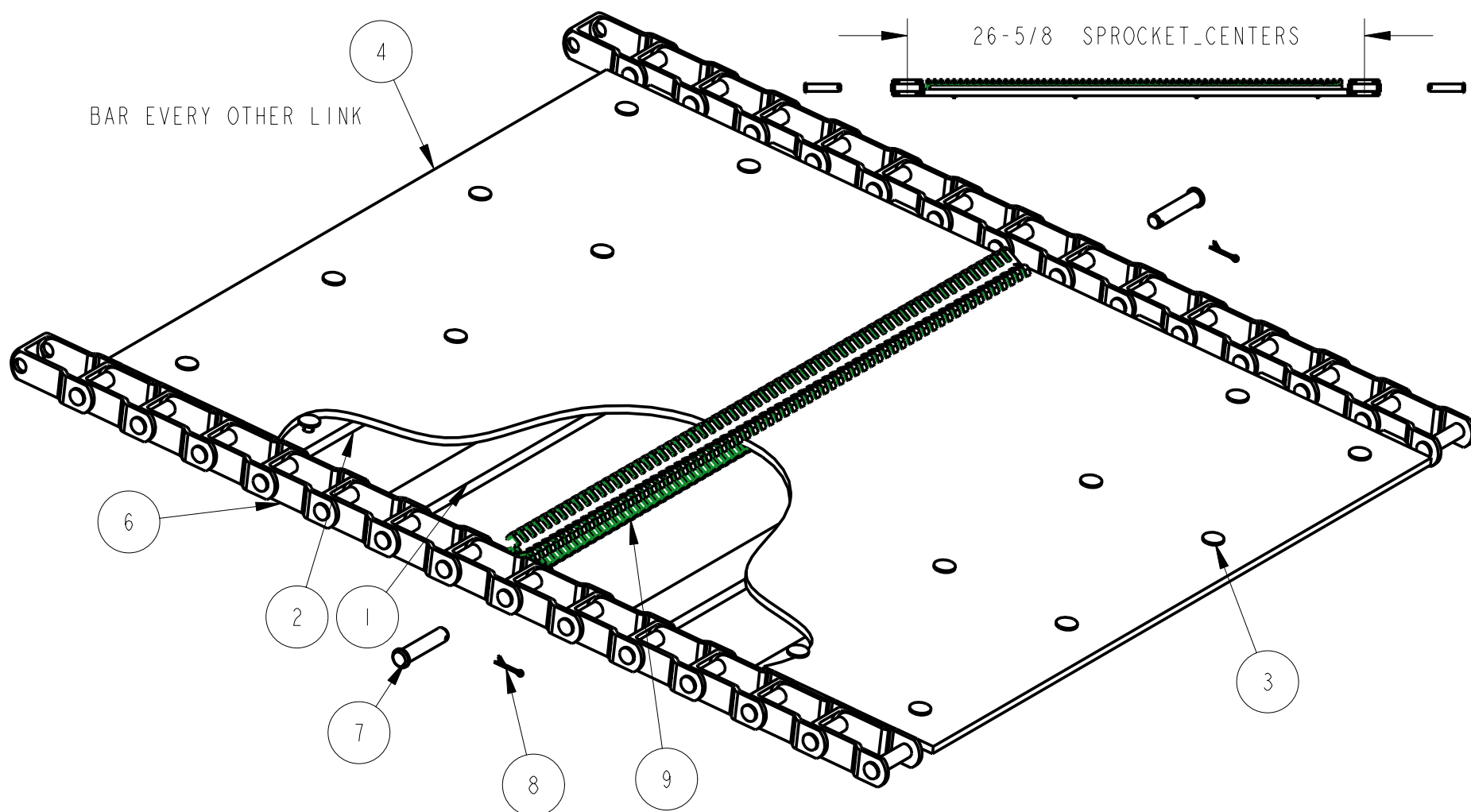
09-Jul-07

CONVEYOR CHAIN - 24 WIDE - #4 - HD

CONVEYOR-NO4-24-HD



ITEM	QTY.	PART NO.	WARREN PART NO.	DESCRIPTION	WEIGHT
1	2	200070-21	TBD	CROSS BAR - PINTLE CHAIN - 30 IN	3.335
2	4	200070-23	TBD	CROSS BAR - PINTLE CHAIN - 30 IN	3.308
3	16	FB-00172	800-30007	BELT RIVET	0.047
4	1	FB-00215	700-30008	CONVEYOR BELT - 24 IN.	3.302
5	1	FB-00215	700-30008	CONVEYOR BELT - 24 IN.	3.302
6	28	FM-00479	700-30031	CHAIN - PINTLE - 667X	0.310
7	2	FM-00497	800-30045	PIN - PINTLE CHAIN - 667X	0.092
8	2	FM-00499	TBD	COTTER PIN	0.001
9	1	FM-00929	700-30099	LACING KIT - 19" -24" WIDE BELT	0.000



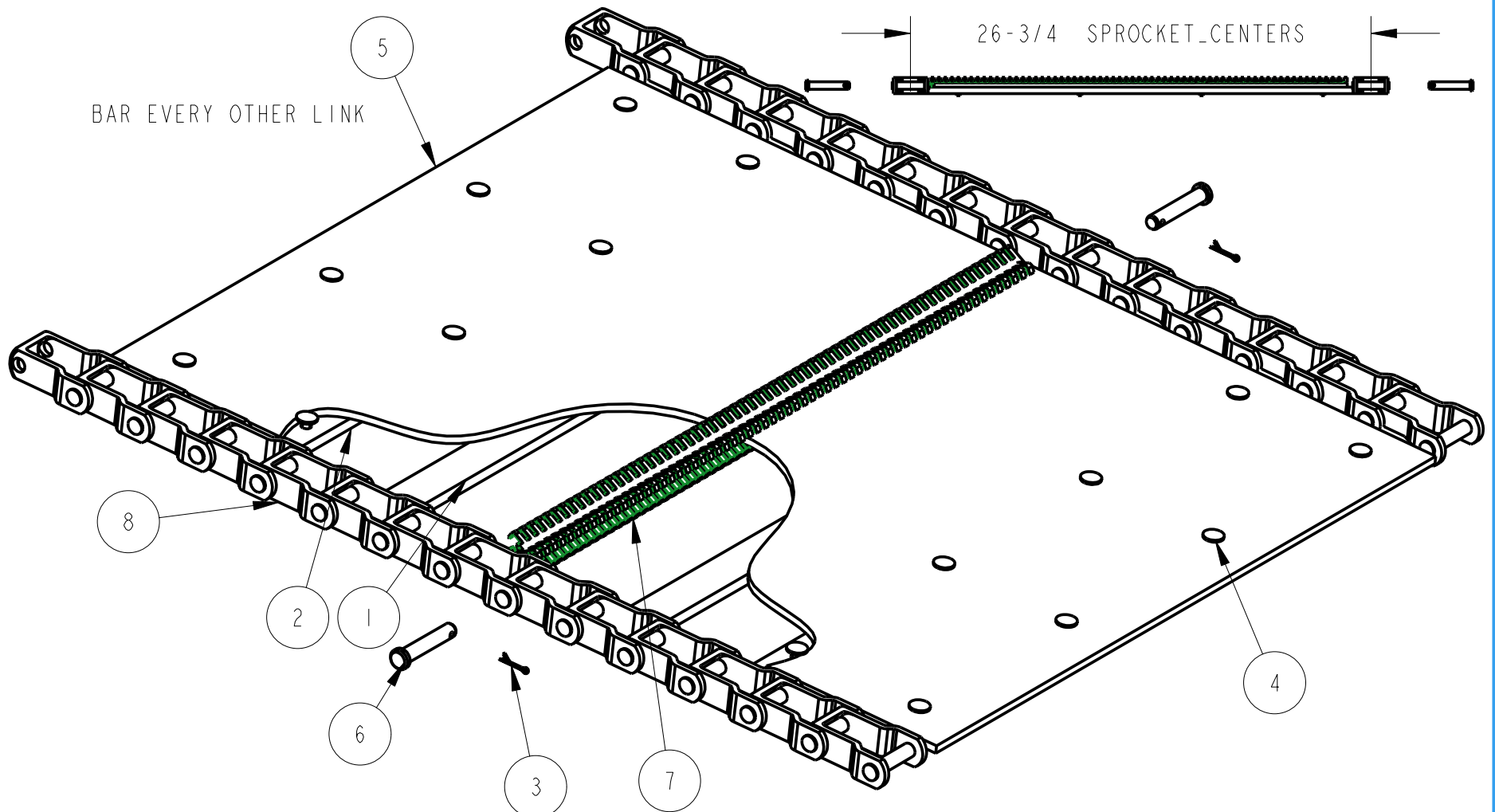
09-Jul-07

CONVEYOR CHAIN - 30 WIDE - #4

CONVEYOR-NO4-30



ITEM	QTY.	PART NO.	WARREN PART NO.	DESCRIPTION	WEIGHT
1	2	200070-21	TBD	CROSS BAR - PINTLE CHAIN - 30 IN	3.335
2	4	200070-23	TBD	CROSS BAR - PINTLE CHAIN - 30 IN	3.308
3	2	COTTER_PIN-XH	NA	COTTER PIN FOR XH CHAIN	0.001
4	16	FB-00172	800-30007	BELT RIVET	0.047
5	2	FB-00215	700-30008	CONVEYOR BELT - 24 IN.	3.306
6	2	FM-00654	800-30045	PIN - PINTLE CHAIN - 667XH	0.000
7	1	FM-00929	700-30099	LACING KIT - 19" -24" WIDE BELT	0.000
8	28	FM-00930	700-30100	CHAIN - PINTLE - 667XH	0.310



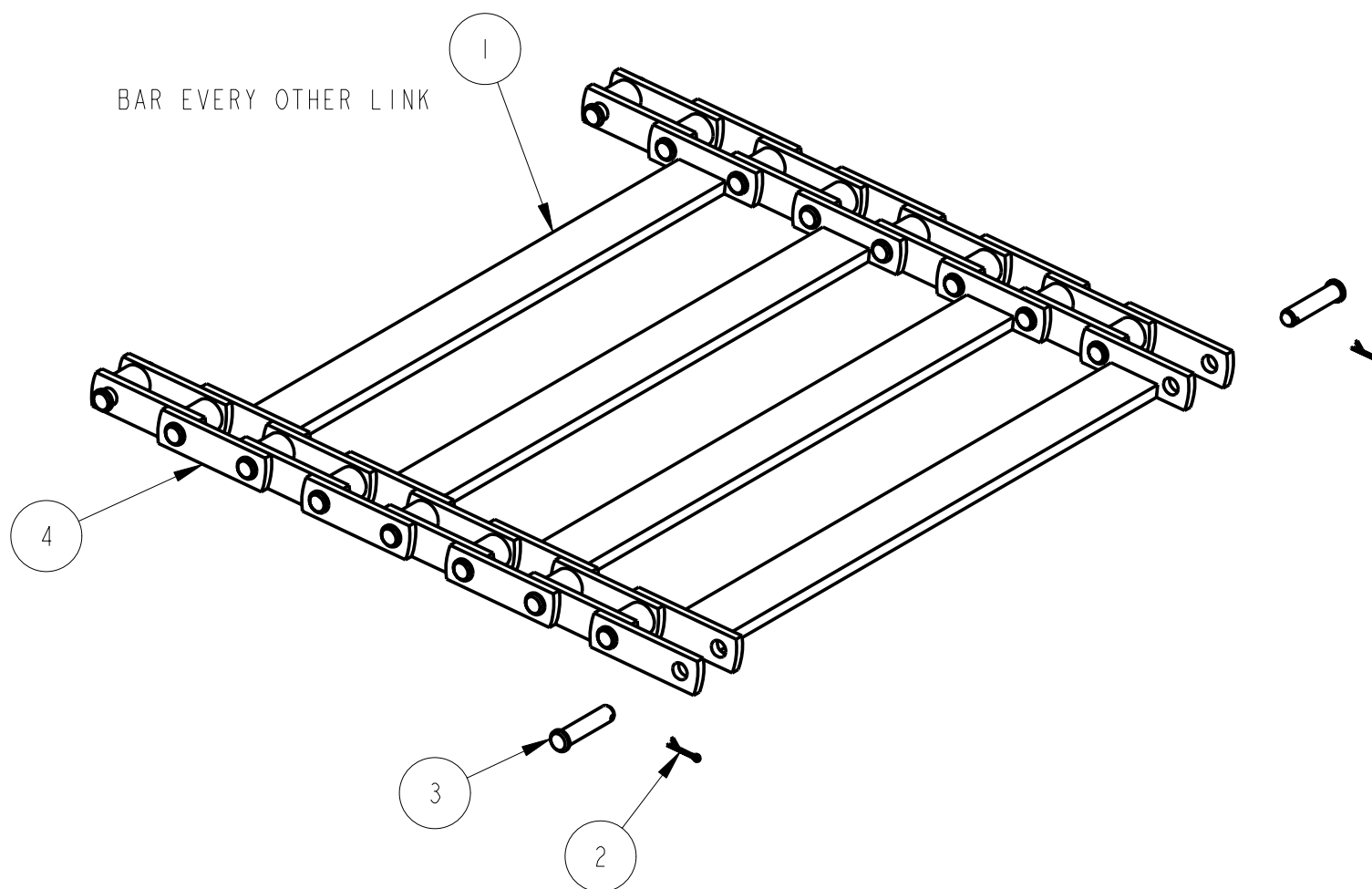
09-Jul-07

CONVEYOR CHAIN - 30 WIDE - #4 - HD

CONVEYOR-NO4-30-HD



ITEM	QTY.	PART NO.	WARREN PART NO.	DESCRIPTION	WEIGHT
1	4	200040-01	TBD	CROSS BAR - ROLLER CHAIN - 24 IN	2.991
2	2	COTTER_PIN-ROLLER	NA	COTTER PIN FOR ROLLER CHAIN	0.001
3	2	FM-00306	800-30045	PIN - ROLLER CHAIN	0.092
4	8	FM-00326	TBD	ROLLER CHAIN	3.963



09-Jul-07

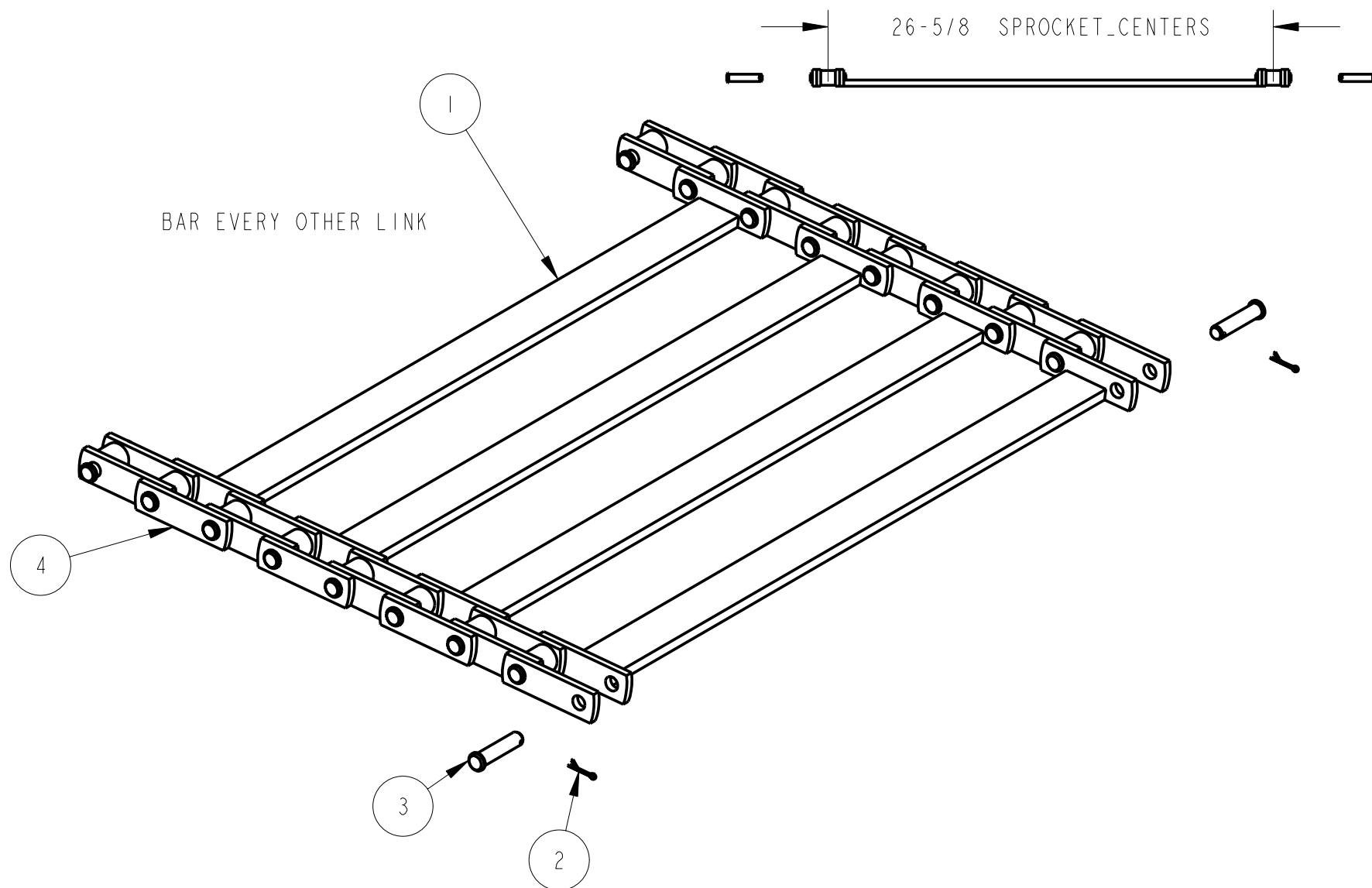
CONVEYOR CHAIN - ROLLER - 24 WIDE - #2

CONVEYOR-ROLLER-N02-24





ITEM	QTY.	PART NO.	WARREN PART NO.	DESCRIPTION	WEIGHT
1	4	200040-02	TBD	CROSS BAR - ROLLER CHAIN - 24 IN	3.948
2	2	COTTER_PIN-ROLLER	NA	COTTER PIN FOR ROLLER CHAIN	0.001
3	2	FM-00306	800-30045	PIN - ROLLER CHAIN	0.092
4	8	FM-00326	TBD	ROLLER CHAIN	3.963



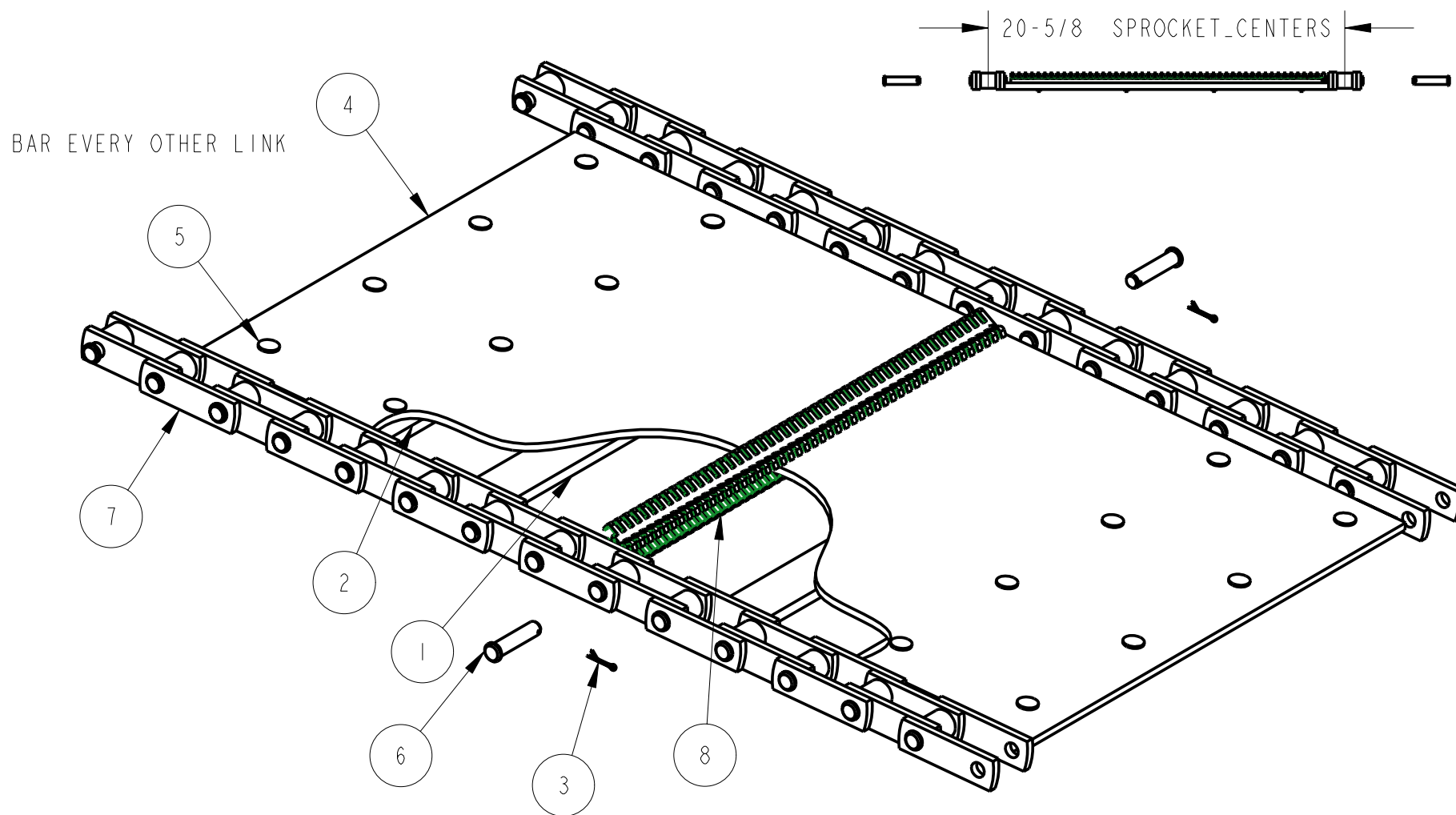
09-Jul-07

CONVEYOR CHAIN - ROLLER - 30 WIDE - #2

CONVEYOR-ROLLER-N02-30



ITEM	QTY.	PART NO.	WARREN PART NO.	DESCRIPTION	WEIGHT
1	2	200040-01	TBD	CROSS BAR - ROLLER CHAIN - 24 IN	2.991
2	4	200040-04	TBD	CROSS BAR - ROLLER CHAIN - 30 IN	2.964
3	2	COTTER_PIN-ROLLER	NA	COTTER PIN FOR ROLLER CHAIN	0.001
4	2	FB-00122	700-30006	CONVEYOR BELT - 18 IN.	2.505
5	16	FB-00172	800-30007	BELT RIVET	0.047
6	2	FM-00306	800-30045	PIN - ROLLER CHAIN	0.092
7	14	FM-00326	700-30106	ROLLER CHAIN	3.963
8	1	FM-00933	700-30101	LACING KIT - 18" WIDE BELT	0.000



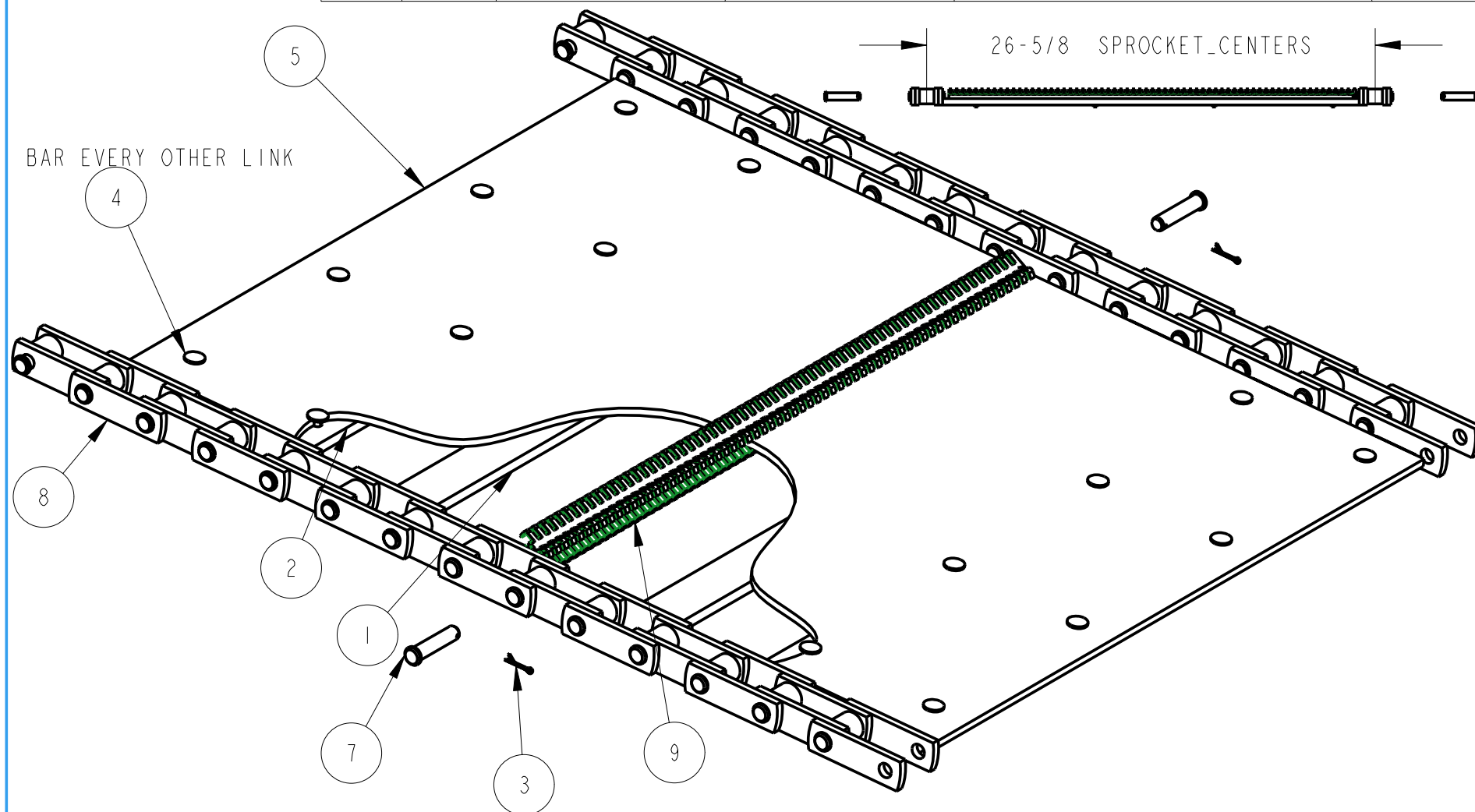
09-Jul-07

CONVEYOR - ROLLER CHAIN - 24 WIDE - #4

CONVEYOR-ROLLER-NO4-24



ITEM	QTY.	PART NO.	WARREN PART NO.	DESCRIPTION	WEIGHT
1	2	200040-02	TBD	CROSS BAR - ROLLER CHAIN - 24 IN	3.948
2	4	200040-05	TBD	CROSS BAR - ROLLER CHAIN - 30 IN	3.921
3	2	COTTER_PIN-ROLLER	NA	COTTER PIN FOR ROLLER CHAIN	0.001
4	16	FB-00172	800-30007	BELT RIVET	0.047
5	1	FB-00215	700-30008	CONVEYOR BELT - 24 IN.	3.302
6	1	FB-00215	700-30008	CONVEYOR BELT - 24 IN.	3.302
7	2	FM-00306	800-30045	PIN - ROLLER CHAIN	0.092
8	14	FM-00326	700-30106	ROLLER CHAIN	3.963
9	1	FM-00929	700-30099	LACING KIT - 19" -24" WIDE BELT	0.000



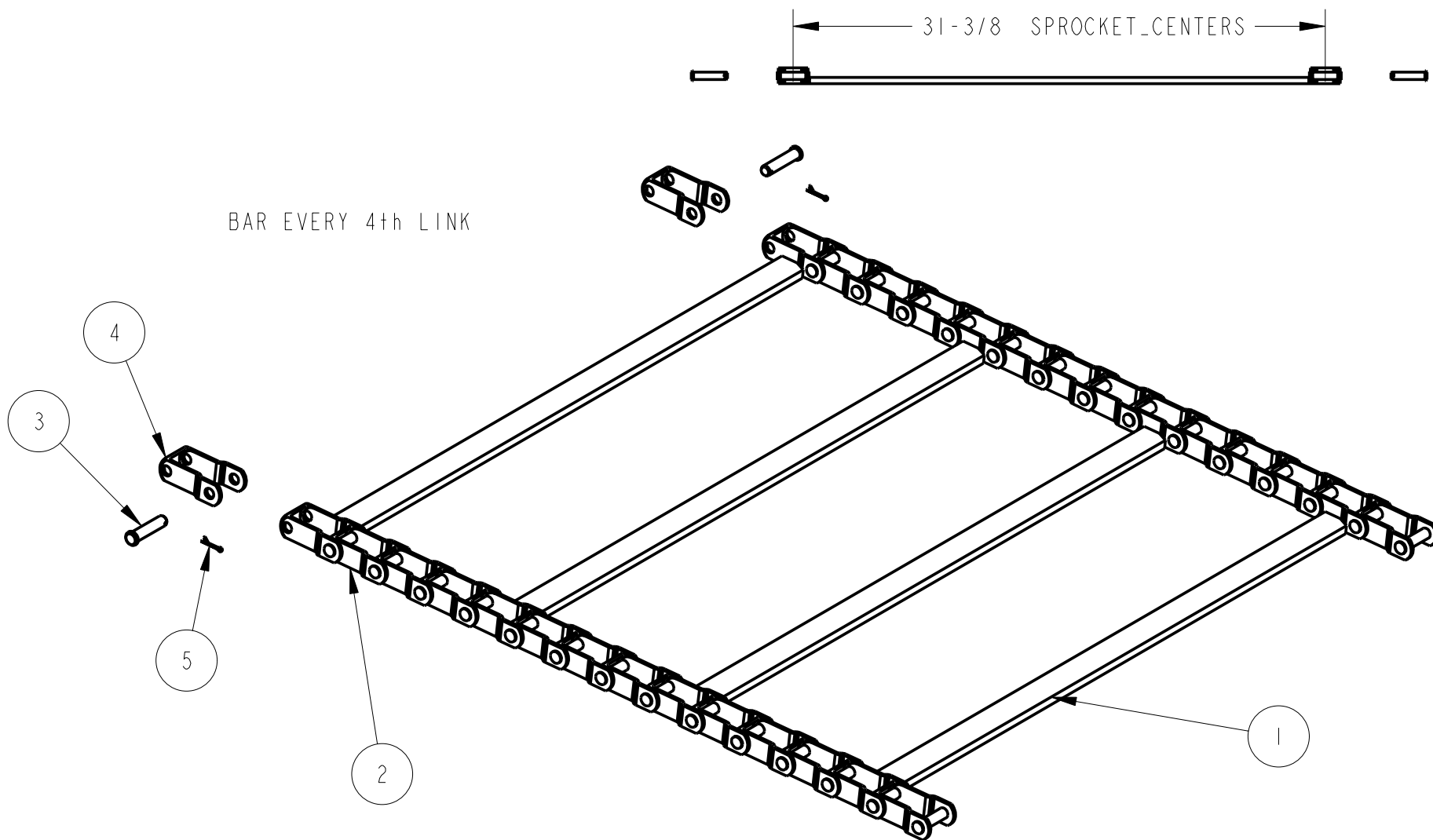
09-Jul-07

CONVEYOR - ROLLER CHAIN - 30 WIDE - #4

CONVEYOR-ROLLER-NO4-30

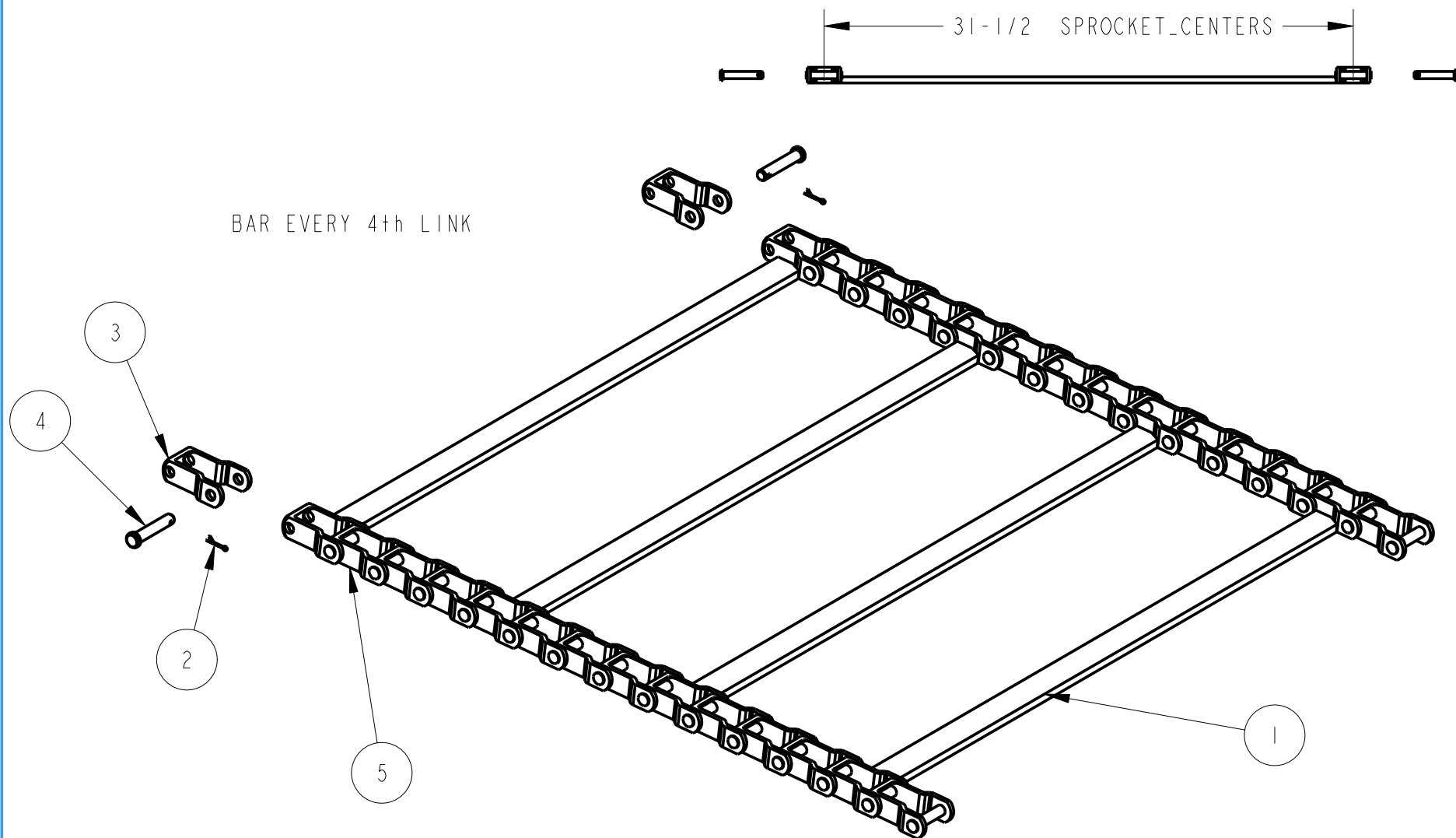


ITEM	QTY.	PART NO.	WARREN PART NO.	DESCRIPTION	WEIGHT
1	4	200040-18	TBD	CROSS BAR - PINTLE CHAIN - 30 IN	3.967
2	28	FM-00479	700-30031	CHAIN - PINTLE - 667X	0.310
3	2	FM-00497	800-30045	PIN - PINTLE CHAIN - 667X	0.092
4	2	FM-00498	700-30032	CHAIN LINK - 667X CHAIN	0.229
5	2	FM-00499	TBD	COTTER PIN	0.001





ITEM	QTY.	PART NO.	WARREN PART NO.	DESCRIPTION	WEIGHT
1	4	200040-18	TBD	CROSS BAR - PINTLE CHAIN - 30 IN	3.967
2	2	COTTER_PIN-XH	NA	COTTER PIN FOR XH CHAIN	0.001
3	2	FM-00653	700-30072	CHAIN LINK - 667XH CHAIN	0.326
4	2	FM-00654	800-30045	PIN - PINTLE CHAIN - 667XH	0.113
5	28	FM-00930	700-30100	CHAIN - PINTLE - 667XH	0.418



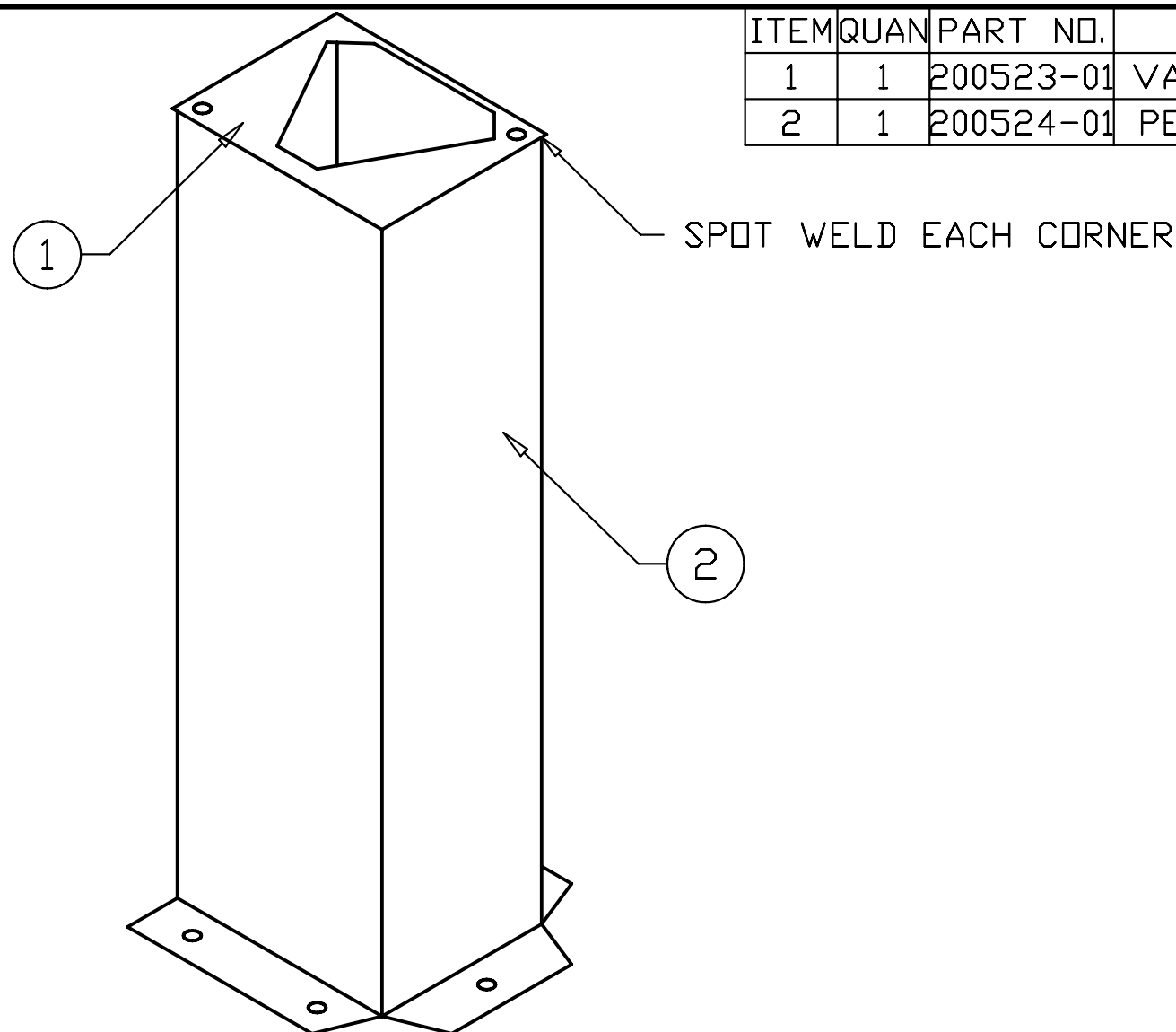
NOTE: 1/8" CONTINUOUS WELD ALL PARTS.  
PULLEYS ARE LOCATED AFTER WELDING.



**FONTAINE  
BODY & HOIST CO.**  
COLLINS, MISSISSIPPI

SCALE 1=4	REQ'D.
DRAWN GF	DATE 11-27-91
CHECKED	DATE
FOR WINCH LIFT FAN ASM	
NUMBER 220385-01	

ITEM	QUAN	PART NO.	DESCRIPTION
1	1	200523-01	VALVE MT PLATE
2	1	200524-01	PEDESTAL MOUNT



UNLESS OTHERWISE SPECIFIED, ALL WELDS TO BE CONTINUOUS. SIZE OF WELD TO BE AT LEAST THE THICKNESS OF THE THINNER OF THE ADJACENT METALS.

TOLERANCE-UNLESS OTHERWISE SPECIFIED.  
 DECIMAL ± FRACTIONAL ± ANGULAR ±

OP. #	OPERATION	MACH #	QTY.	CLK #	DATE	W/O#

**FONTAINE  
BODY & HOIST CO.**  
COLLINS, MISSISSIPPI

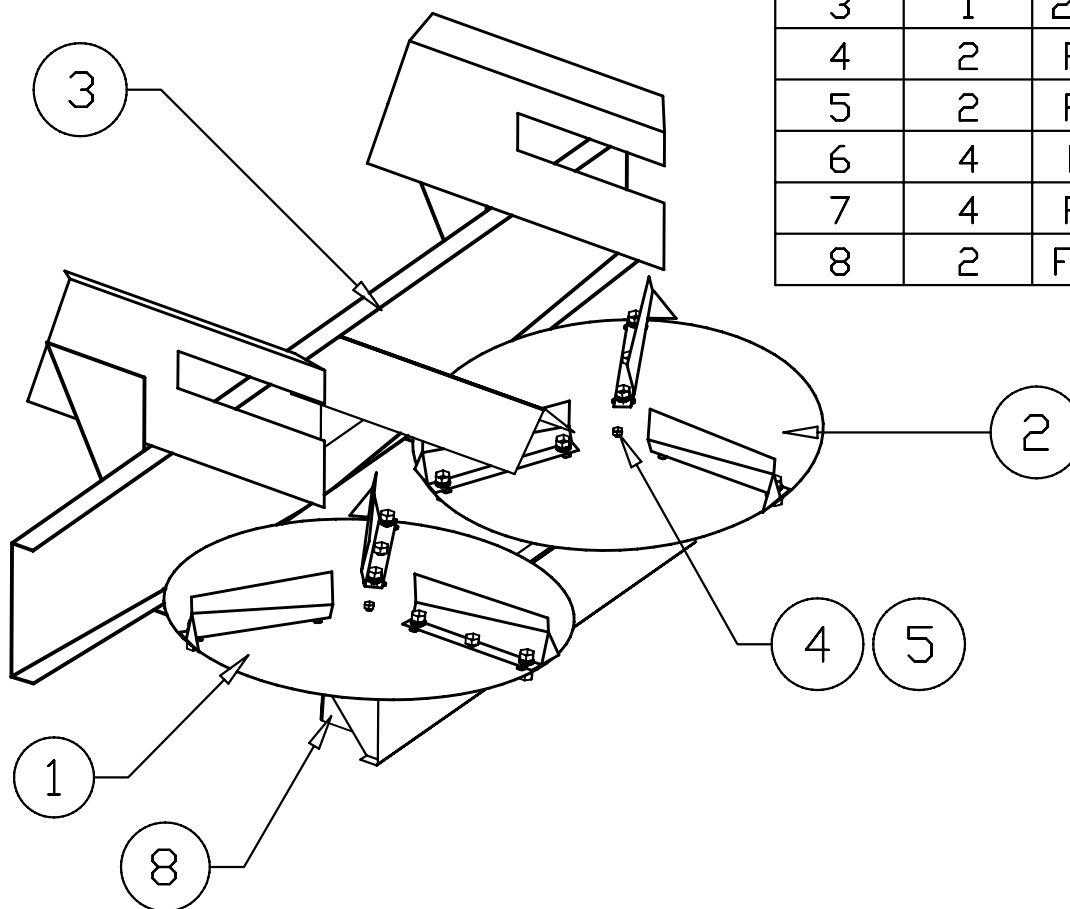
---

NAME PEDESTAL MOUNT BRKT  
for CONTROL VALVE

---

MATERIAL

SCALE 1=4	REQ'D.
DRAWN GF	DATE 7-20-92
CHECKED	DATE
FOR	
NUMBER 220381-03	



ITEM	QUAN	PART NO.	DESCRIPTION
1	1	220123-26	L. H. DISK ASSEMBLY
2	1	220123-27	R. H. DISK ASSEMBLY
3	1	220309-02	FAN ASM FRAME WELDMENT
4	2	FF-00032	1/4" NC X 3/4" HEX HD C/S
5	2	FF-00045	1/4" LOCK WASHER
6	4	FF-00091	1/2" NC X 1 1/2" HEX HD C/S
7	4	FF-00087	1/2" NC LOCK NUT
8	2	FHM-00174	HYD SPINNER MOTOR

UNLESS OTHERWISE SPECIFIED, ALL WELDS TO BE CONTINUOUS. SIZE OF WELD TO BE AT LEAST THE THICKNESS OF THE THINNER OF THE ADJACENT METALS.

TOLERANCE-UNLESS OTHERWISE SPECIFIED.  
 DECIMAL ± FRACTIONAL ± ANGULAR ±

OP. #	OPERATION	MACH #	QTY.	CLK #	DATE	W/O#
						DATE
						QTY.
						DEST.



NAME

COMPLETE FAN ASSEMBLY

MATERIAL

SCALE

1=12

REQ'D.

DRAWN

GF

DATE

6-3-93

CHECKED

DATE

FOR

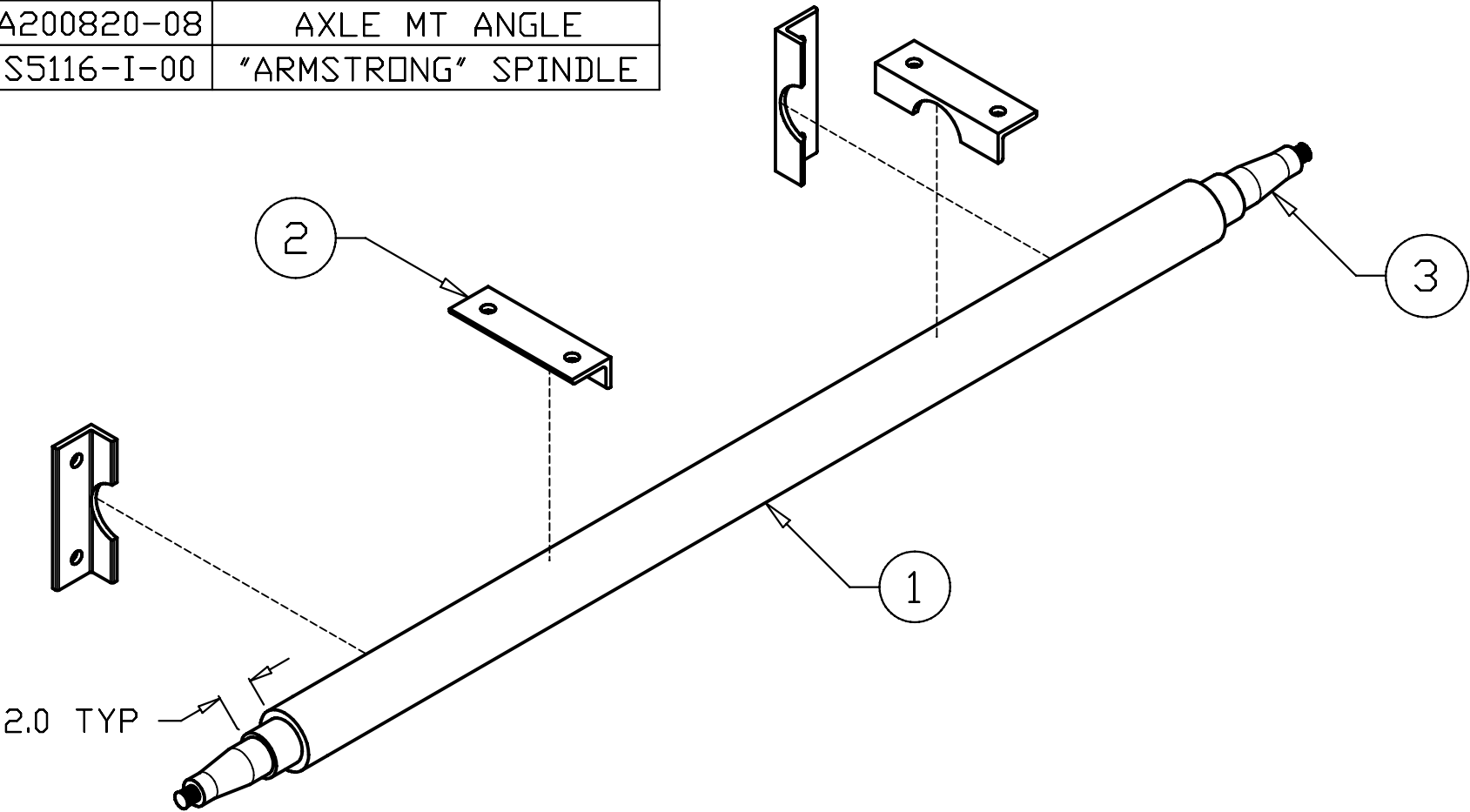
LITTER SPRDR

NUMBER


220338-06



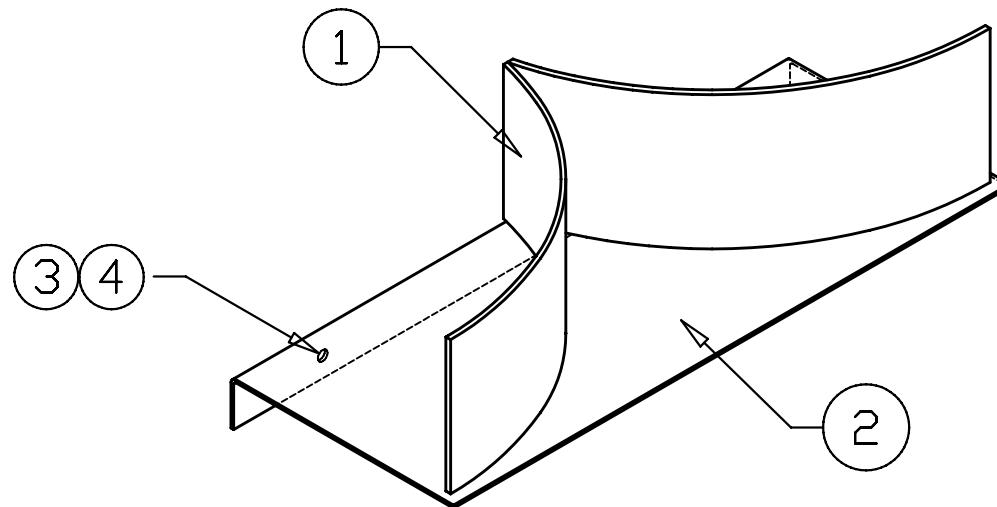
ITEM	QUAN	PART NO.	DESCRIPTION
1	1	A200820-04	AXLE TUBE
2	4	A200820-08	AXLE MT ANGLE
3	2	S5116-I-00	"ARMSTRONG" SPINDLE



NOTE: ATTACH MT ANGLES TO TRAILER BEFORE WELDING TO AXLE.

UNLESS OTHERWISE SPECIFIED, ALL WELDS TO BE CONTINUOUS. SIZE OF WELD TO BE AT LEAST THE THICKNESS OF THE THINNER OF THE ADJACENT METALS.							TOLERANCE-UNLESS OTHERWISE SPECIFIED. DECIMAL      ±      FRACTIONAL ±      1/16"      ANGULAR      ±				
OP. #	OPERATION	MACH #	QTY.	CLK #	DATE	W/O#	 <b>WARREN</b> COLLINS, MS.			SCALE 1=12	REQ'D.
						DATE				DRAWN GF	DATE 11-21-95
						QTY.				CHECKED	DATE
						DEST.				FOR 14' LS-3420	
						MATERIAL				NUMBER A220336-02	
							TRAILER AXLE				

ITEM	QUAN	PART NO.	DESCRIPTION
1	2	A200340-12	CURVED CHUTE
2	1	A200340-13	CHUTE MT BASE
3	2	FF-00014	3/8" NC x 1" HEX HD C/S
4	2	FF-00023	3/8" NC KEP NUT
5			



UNLESS OTHERWISE SPECIFIED, ALL WELDS TO BE CONTINUOUS. SIZE OF WELD TO BE AT LEAST THE THICKNESS OF THE THINNER OF THE ADJACENT METALS.

TOLERANCE-UNLESS OTHERWISE SPECIFIED.  
 DECIMAL ± FRACTIONAL ± ANGULAR ±



SCALE 1=8	REQ'D.
DRAWN GF	DATE 7-23-96
CHECKED	DATE
FOR LS-3420	
NUMBER A220311-02	

OP. #	OPERATION	MACH #	QTY.	CLK #	DATE	W/O#
						DATE
						QTY.
						DEST.

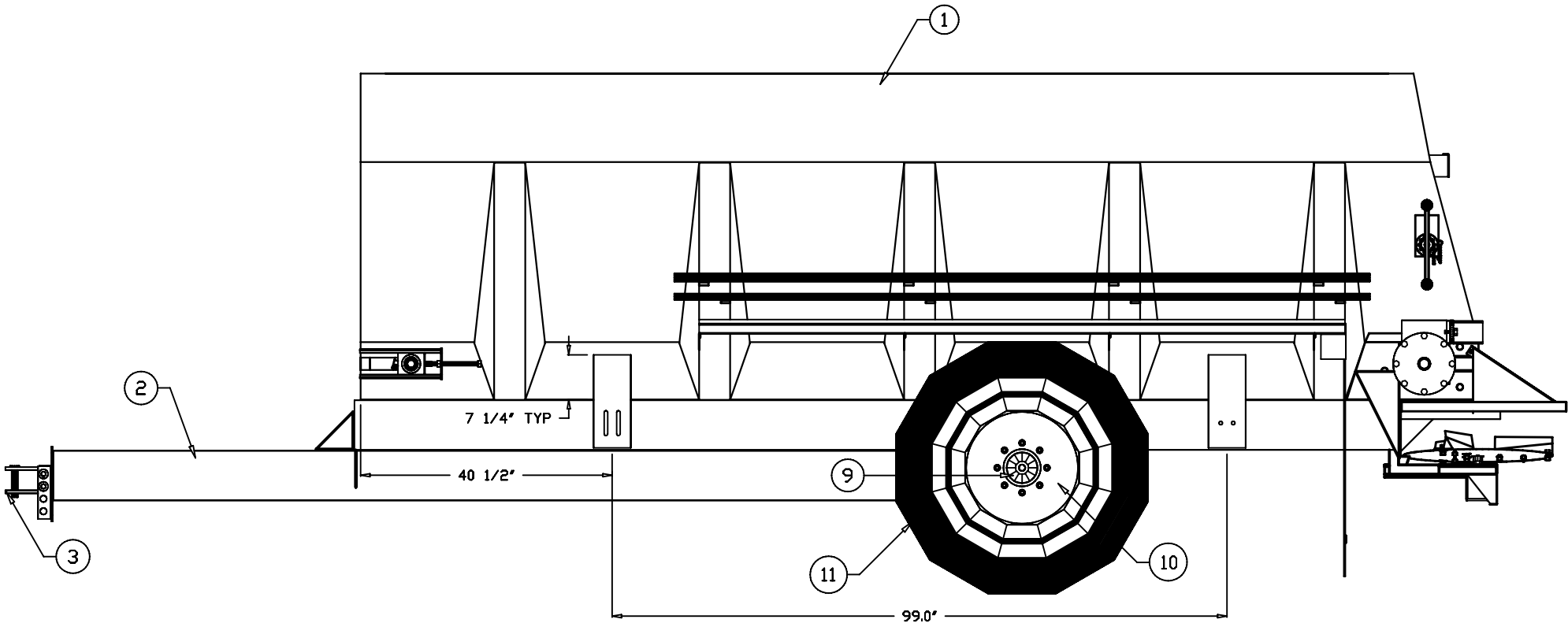
NAME

SHAVINGS BROADCASTER

MATERIAL

ITEM	QUAN	PART NO.	DESCRIPTION	
1	1	240027-02	14' LS-3420 ASS'Y	
2	1	C220290-05	TRAILER WELDMNT	
3	1	A220290-06	TRAILER HITCH ASS'Y	
4	1	A220336-02	AXLE WELDMNT	*
5	1	FHV-00132	70/30 FLOW DIVIDER	*
6	8	FF-50095	3/4" NF X 2" HEX HD C/S	*
7	8	FF-50144	3/4" NF LOCK NUT	*
8	4	SPECIAL	WASHER, 3/4" TAPERED	*
9	2	608200-8	*ARMSTRONG* A608 HUB ASS'Y	
10	2	W-617760	*ARMSTRONG* W16C WHEEL ASS'Y	
11	2	19L-16.1 SL	IMPLEMENT TIRE	
12	1	HC-PTD-1A	*PRINCE* HYD. PUMP	*
13	1	180900877	PUMP TORQUE ARM KIT	*

NOTE: \* - ITEM NOT SHOWN.



UNLESS OTHERWISE SPECIFIED,  
ALL WELDS TO BE CONTINUOUS.  
SIZE OF WELD TO BE AT  
LEAST THE THICKNESS OF THE  
THINNER OF THE ADJACENT METALS.

TOLERANCE-UNLESS OTHERWISE  
SPECIFIED:

DECIMAL ±  
FRACTIONAL ± 1/16"  
ANGULAR ±



NAME  
14' LS-3420 TRAILER ASS'Y

MATERIAL

SCALE  
1=12

DATE  
12-5-95

CHECKED  
DATE

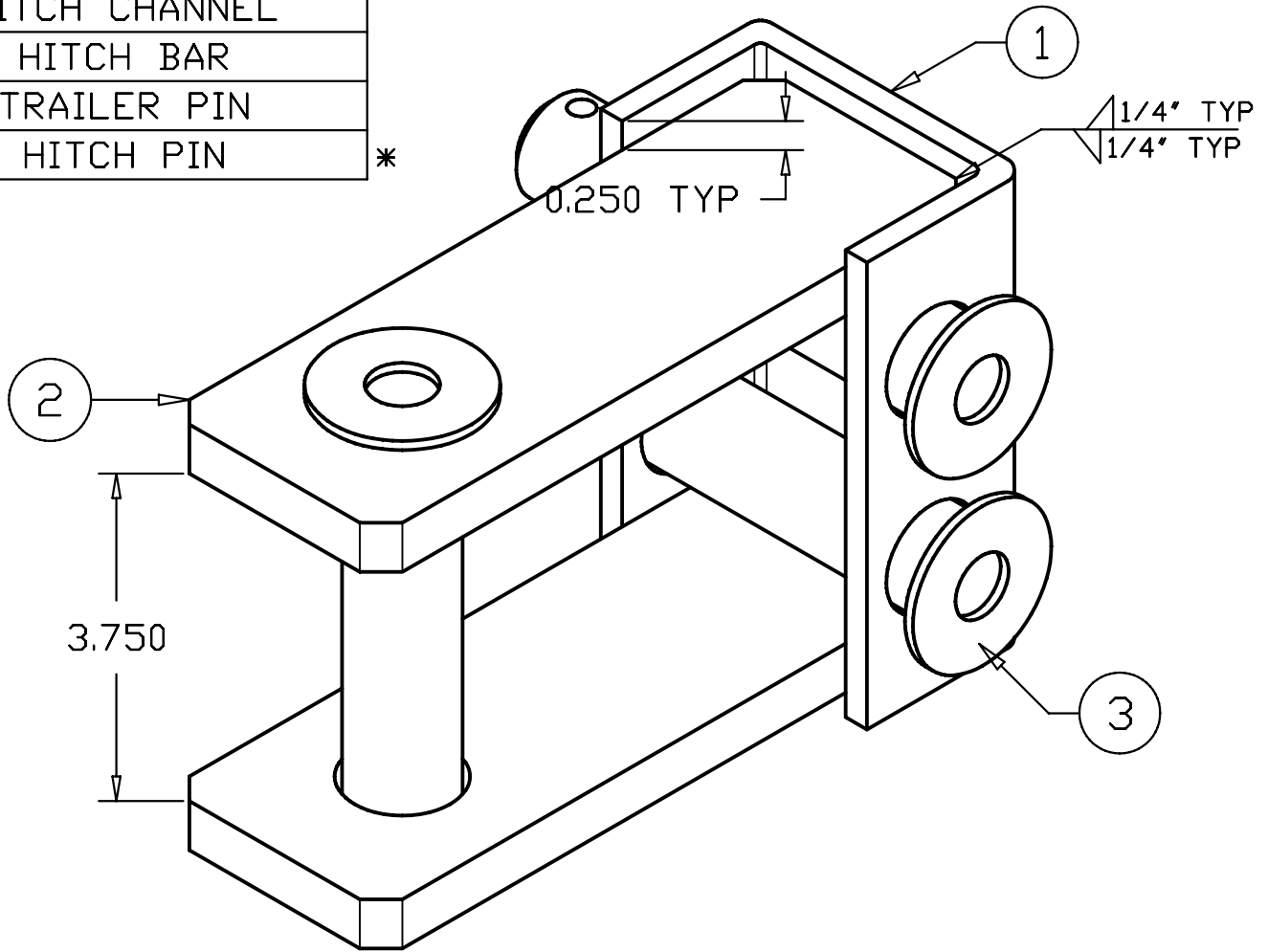
FOR  
PROTOTYPE

NUMBER  
C220290-07

ITEM	QUAN	PART NO.	DESCRIPTION
1	1	A200820-10	HITCH CHANNEL
2	2	A200820-11	HITCH BAR
3	3	A220343-11	TRAILER PIN
4	3	FM-00518	HITCH PIN

\*

\* - ITEM NOT SHOWN.



REVISED 1/25/96 GF UPDATED DWG DIMENSIONS.

UNLESS OTHERWISE SPECIFIED, ALL WELDS TO BE CONTINUOUS. SIZE OF WELD TO BE AT LEAST THE THICKNESS OF THE THINNER OF THE ADJACENT METALS.

TOLERANCE-UNLESS OTHERWISE SPECIFIED.  
 DECIMAL ± FRACTIONAL ± 1/16" ANGULAR ±

OP. #	OPERATION	MACH #	QTY.	CLK #	DATE	W/O#



WARREN  
COLLINS, MS.

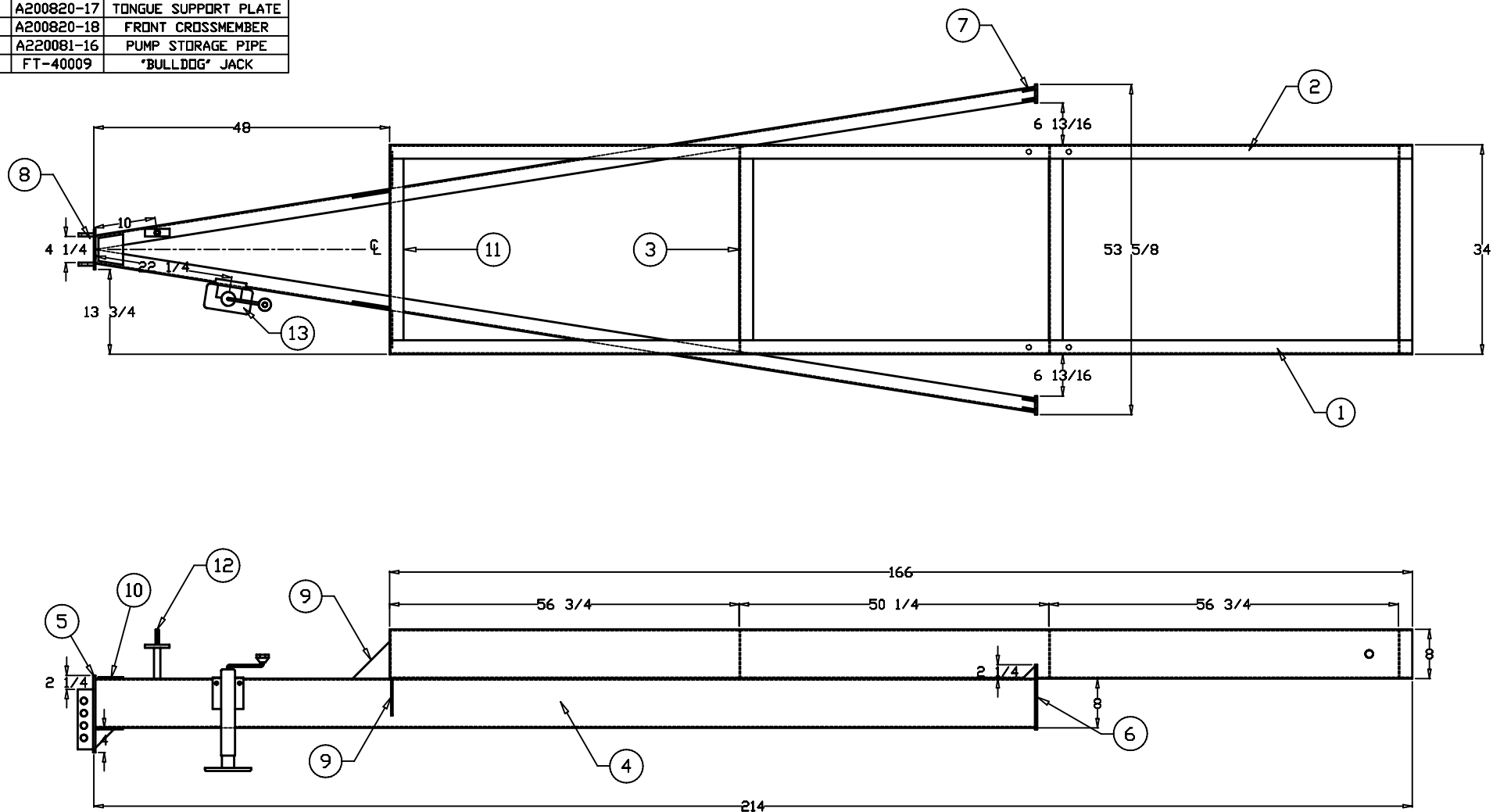
NAME

TRAILER HITCH ASS'Y


MATERIAL

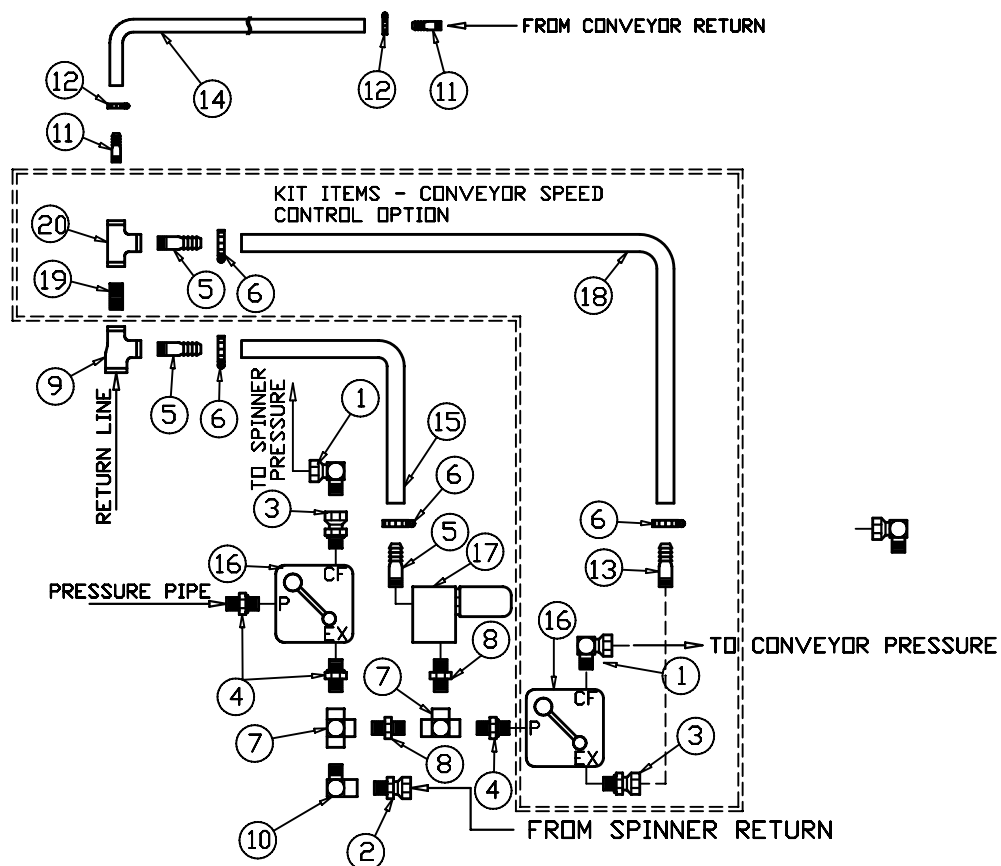
SCALE 1=2	REQ'D.
DRAWN GF	DATE 11-21-95
CHECKED	DATE
FOR LS-3420	
NUMBER A220290-06	

ITEM	QUAN	PART NO.	DESCRIPTION
1	1	A200820-01L	L. H. LONG RAIL
2	1	A200820-01R	R. H. LONG RAIL
3	3	A200820-02	CROSS MEMBER
4	2	A200820-03	TONGUE FRAME
5	1	A200820-05	TONGUE END PLATE
6	2	A200820-06	TONGUE FRAME ENDCAP
7	4	A200820-07	TONGUE FRAME ENDCAP GUSSET
8	2	A200820-09	TRAILER HITCH ADJ. BAR
9	4	A200820-13	TONGUE FRAME BRACE
10	2	A200820-17	TONGUE SUPPORT PLATE
11	1	A200820-18	FRONT CROSSMEMBER
12	1	A220081-16	PUMP STORAGE PIPE
13	1	FT-40009	"BULLDOG" JACK



UNLESS OTHERWISE SPECIFIED: ALL WELDS TO BE CONTINUOUS. SIZE OF WELD TO BE AT LEAST THE THICKNESS OF THE THINNER OF THE ADJACENT METALS.	
TOLERANCE-UNLESS OTHERWISE SPECIFIED:	
DECIMAL *	
FRACTIONAL * 1/16"	
ANGULAR *	

		SCALE 1=12	REV'D.
		DRAWN GF	DATE 11-20-95
NAME TRAILER WELDMENT		CHECKED	DATE
MATERIAL		FOR 14' LS-3420	NUMBER C220290-05



\*NOTE: SEE 220287-04 FOR STANDARD LS-3420 HYDRAULIC SCHEMATIC

# STANDARD KIT ITEMS

ITEM	QUAN	PART NO.	DESCRIPTION
1	1	FHF-00014	3/4" NPTM X NPTFMSW 90° ELBOW
2	1	FHF-00018	3/4" NPTM X NPTFMSW ADAPTER
3	1	FHF-00144	3/4" ORM X NPTFMSW ADAPTER
4	3	FHF-00202	3/4" ORM X NPTM ADAPTER
5	2	FHF-00236	3/4" NPT KING NIPPLE
6	2	FHF-00278	3/4" HOSE CLAMP
7	2	FHF-00301	3/4" NPTFM TEE
8	2	FHF-00303	3/4" NPTM X NPTM ADAPTER
9	1	FHF-50054	1" X 3/4" X 3/4" NPT TEE
10	1	FHF-50140	3/4" NPTM X NPTFM 90° ELBOW
11	2	FHF-00261	1/2" NPT KING NIPPLE
12	2	FHF-00260	1/2" HOSE CLAMP
14	34'	FHH-00117	1/2" LOW PRESSURE HOSE
15	12'	FHH-00098	3/4" LOW PRESSURE HOSE
16	1	FHV-00134	SPINNER CONTROL VALVE
17	1	FHV-00249	ELECTRIC DUMP VALVE

## ADDITIONAL KIT ITEMS REQUIRED FOR CONVEYOR SPEED CONTROL OPTION

ITEM	QUAN	PART NO.	DESCRIPTION
1	1	FHF-00014	3/4" NPTM X NPTFMSW 90° ELBOW
3	1	FHF-00144	3/4" ORM X NPTFMSW ADAPTER
6	2	FHF-00278	3/4" HOSE CLAMP
13	1	FHF-00237	3/4" ORM KING NIPPLE
16	1	FHV-00134	SPINNER CONTROL VALVE
18	24'	FHH-00098	3/4" LOW PRESSURE HOSE
19	1	FHF-50039	3/4" CLOSE NIPPLE
20	1	FHF-50053	3/4" NPT B.P. TEE

UNLESS OTHERWISE SPECIFIED,  
ALL WELDS TO BE CONTINUOUS.  
SIZE OF WELD TO BE AT  
LEAST THE THICKNESS OF THE  
THINNER OF THE ADJACENT METALS.

TOLERANCE-UNLESS OTHERWISE  
SPECIFIED.

DECIMAL ±  
FRACTIONAL ±  
ANGULAR ±



NAME

HYDRAULIC SCHEMATIC  
CONVEYOR SPEED CONTROL OPTION

MATERIAL

SCALE

1=8

REQ'D.

DRAWN

GF

DATE

7-31-96

CHECKED

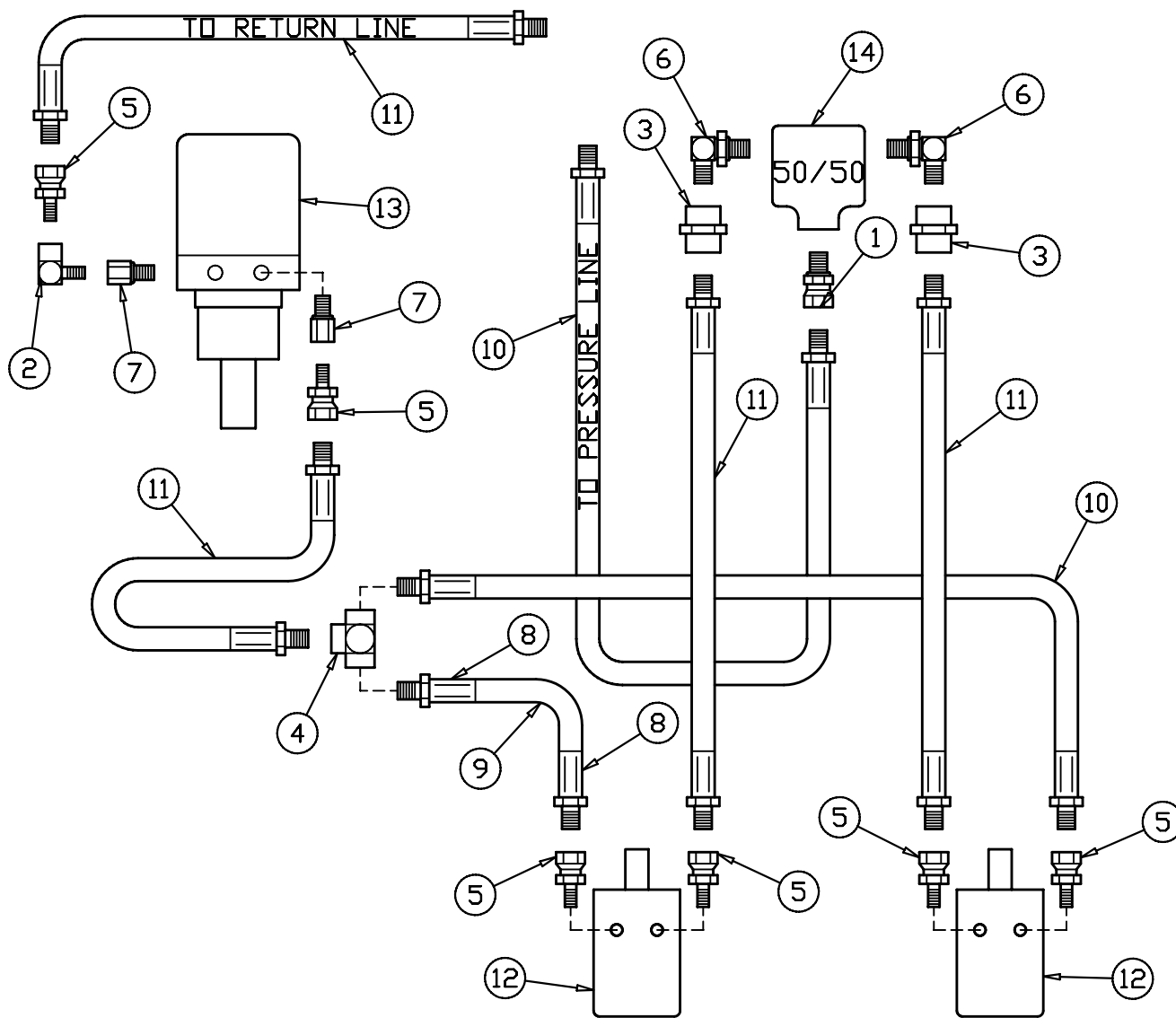
DATE

FOR

LS-3420

NUMBER

220287-15



ITEM	QUAN	PART NO.	DESCRIPTION
1	1	FHF-00144	ADAPTER, 3/4" ORN X NPTFMSW
2	1	FHF-00266	ELBOW, 90° - 1/2" NPTM X NPTFM
3	2	FHF-00271	COUPLING, 3/4" NPTFM - H. P.
4	1	FHF-00301	TEE, 3/4" NPTFM
5	6	FHF-00318	ADAPTER, 1/2" NPTM X 3/4" NPTFMSW
6	2	FHF-00328	ELBOW, 90° - 3/4" ORN X NPTM
7	2	FHF-00378	ADAPTER, 5/8" ORN X 1/2" NPTFM
8	2	FHF-00443	HOSE END, 3/4" NPTM CRIMP-ON
9	19'	FHH-00238	HOSE, 3/4" 100R-2
10	2	FHH-50011	HOSE ASM, 3/4" NPTM 100R-2 X 60'
11	4	FHH-50025	HOSE ASM, 3/4" NPTM 100R-2 X 24'
12	2	SPECIAL	MOTOR, SPINNER(3 cu. in.)
13	1	SPECIAL	MOTOR, CONVEYOR - DIRECT DRIVE
14	1	FHV-00131	VALVE, 50/50 FLOW DIVIDER

UNLESS OTHERWISE SPECIFIED, ALL WELDS TO BE CONTINUOUS. SIZE OF WELD TO BE AT LEAST THE THICKNESS OF THE THINNER OF THE ADJACENT METALS.

TOLERANCE-UNLESS OTHERWISE SPECIFIED.

DECIMAL

±


FRACTIONAL

±

ANGULAR

±

OP. #	OPERATION	MACH #	QTY.	CLK #	DATE	W/O#



**WARREN**  
COLLINS, MS.

NAME: **HYDRAULIC SCHEMATIC**  
**PARALLEL SPINNERS w/DIRECT DRIVE CONVEYOR**

MATERIAL: \_\_\_\_\_


SCALE 1=8	REQ'D.
DRAWN GF	DATE 2-10-94
CHECKED	DATE
FOR LS-3420	
NUMBER 220287-12	



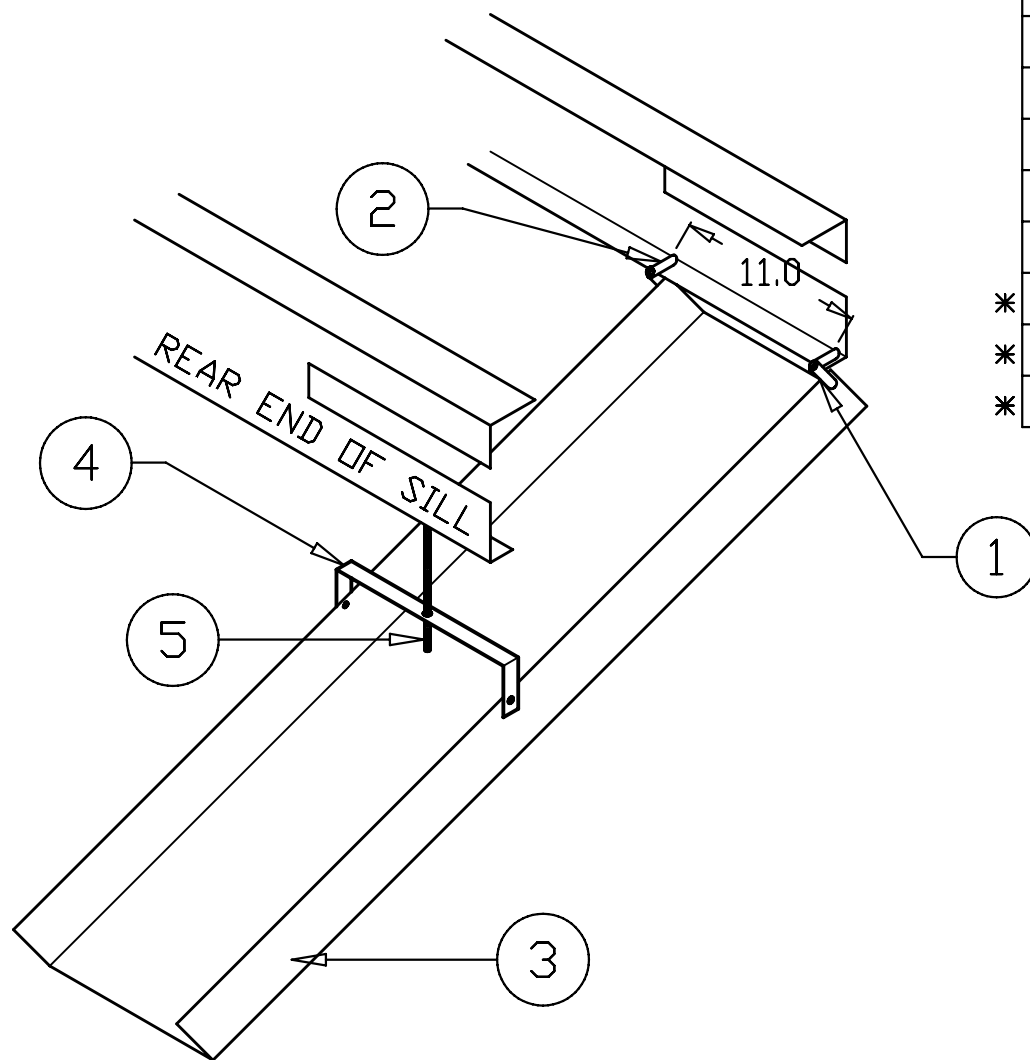

REVISED 7-5-01 PK (D1) QUA. CORRECTIONS ON ITEMS #8,10,50,52 & 54 (D2) ADDED ITEMS 59 & 60 (D3) OMITTED ITES 48 & 49  
 11-12-97 LRD (C1) QUA. CORRECTIONS ON ITEMS #10 & 38 PAR # CORRECTION ON ITEM #38  
 REVISED 7-15-97 JCS (B1) UPDATED TO SHOW FHF-00271 & FHF-00363 FITTINGS INTO RELIEF VALVE  
 REVISED 6-20-97 LRD(A) REPAIR - UPDATED TO SHOW SPINNER SPEED CONTROL VALVE & ELEC. JUMP VALVE

ITEM	QUAN	PART NO.	DESCRIPTION
46	4	FHF-00278	3/4" HOSE CLAMP
47	1	FHH-00238	3/4" 100R-2 HOSE x 54"
48			
49			
50	3	FHF-00202	3/4" ORN x NPTM ADAPTER
51	2	FHF-00301	3/4" NPTFM TEE
52	4	FHF-00303	3/4" NPTM x NPTM ADAPTER
53	1	FHF-50054	1" x 3/4" x 3/4" NPT TEE
54	2	FHF-50140	3/4" NPTM x NPTM 90° ELBOW
55	14'	FHH-00098	3/4" LOW PRESSURE HOSE
56	1	FHV-00134	SPINNER CONTROL VALVE
57	1	FHV-00249	ELECTRIC DUMP VALVE
58	5'	FHH-00238	3/4" 100R2 HOSE x 5'
59	25'	FHH-00238	3/4" 100R2 HOSE-FOR 28" DIA
60	1	FHV-00289	VALVE-PRIORITY FLOW

ITEM	QUAN	PART NO.	DESCRIPTION
1	1	220021-03	20 GAL. HYD. RESERVOIR
2	1	FHV-00129	1 1/4" GATE VALVE
3	2	FHF-50082	1 1/4" NPT 90° ST. ELBOW
4	2	FHF-50124	1 1/4" KING NIPPLE
5	2	FHF-00228	1 1/4" HOSE CLAMP
6	5'	FHH-00121	1 1/4" SUCTION HOSE
7	1	FHF-00225	1 1/4" NPTFM X 1" NPTM 90° ELBOW
8	7	FHF-50022	3/4" NPTM X NPTFMSV ADAPTER
9	1	FHP-00080	DIRECT MT PUMP, 1 1/2" GEAR
10	10	FHF-00443	3/4" NPTM CRIMP-ON HOSE END
11	84'	FHH-00238	3/4" 100R-2 HOSE
12	1	FHV-00284	RELIEF VALVE, 8000 psi (VJL-75)
13	1	A200735-A	3/4" SCH 80 B. P.
14	2	FHF-00271	3/4" NPT H. P. COUPLING
15	6'	FHH-00238	3/4" 100R-2 HOSE
16	2	FHF-00318	1/2" NPTM X 3/4" NPTFMSV ADAPTER
17	2	FHH-00174	SPINNER MOTOR
18	5'	FHH-00238	3/4" 100R-2 HOSE X 5'
19	1	FHF-00315	1" X 3/4" NPT BUSHING
20	1	FHF-50061	1" NPT COUPLING
21	1	A200733-B	1" SCH 40 B. P.
22	2	FHF-00199	1" KING NIPPLE
23	2	FHF-00227	1" HOSE CLAMP
24	5'	FHH-00095	1" LOW PRESSURE HOSE
25	1	FHF-00219	1 1/4" X 1" X 1" NPTFM TEE
26	2	FHF-50045	1 1/4" NPT CLOSE NIPPLE
27	1	FHF-00250	FILTER ASSEMBLY
28	1	FHF-50011	1" X 1/2" NPT BUSHING
29	2	FHF-00261	1/2" KING NIPPLE
30	2	FHF-00260	1/2" HOSE CLAMP
31	5'	FHH-00117	1/2" LOW PRESSURE HOSE
32	2	FHF-00301	3/4" NPTFM H.P. TEE
33	2	FHF-00259	1/2" NPTM X 3/4" NPTM ADAPTER
34	2	FHF-50140	3/4" NPTM X NPTFM 90° ELBOW
35	1	FHF-00212	5/8" ORN X 3/4" JICM 90° ELBOW
36	19'	FHH-00238	3/4" 100R-2 HOSE
37	34'	FHH-00098	3/4" LOW PRESS. HOSE
38	1	FHF-50080	1" NPT 90° ST. ELBOW
39	1	FHV-50020	3/4" NPT CHECK VALVE
40	1	FHF-00204	5/8" ORN X 3/4" JICM ADAPTER
41	1	FHF-00456	3/4" JICFM CRIMP-ON HOSE END
42	1	FHF-50029	1/2" NPT PIPE PLUG
43	1	FHH-00173	CONVEYOR MOTOR
44	1	FHF-00216	3/4" JICFM PUSH-ON HOSE END
45	3	FHF-00236	3/4" NPT KING NIPPLE

OP. #	OPERATION	MACH #	QTY.	CLK #	DATE	W/O#	<p>UNLESS OTHERWISE SPECIFIED, ALL WELDS TO BE CONTINUOUS. SIZE OF WELD TO BE AT LEAST THE THICKNESS OF THE THINNER OF THE ADJACENT METALS.</p> <p>TOLERANCE-UNLESS OTHERWISE SPECIFIED.</p> <p>DECIMAL ± FRACTIONAL ± ANGULAR ±</p>		SCALE 1=12	REQ'D.
						DATE			DRAWN GF	DATE 5-2-95
						QTY.			CHECKED	DATE
						DEST.			FOR LS/LST-3420	
									NUMBER 220287-*	
							NAME HYDRAULIC SCHEMATIC			
							MATERIAL			





ITEM	QUAN	PART NO.	DESCRIPTION
1	2	200159-03	HINGE (M/S)
2	2	200159-53	HINGE (S/S)
3	1	200544-02	WINDROW CHUTE
4	1	200544-05	CHUTE HANGER BRKT
5	1	200669-15	CHUTE ADJUSTMENT BOLT
* 6	4	FF-00196	1/4" NC X 1" S/S HEX HD C/S
* 7	4	FF-00214	1/4" NC S/S KEP NUT
* 8	4	FF-50102	5/16" NC HEX NUT

S.D. #7607

UNLESS OTHERWISE SPECIFIED, ALL WELDS TO BE CONTINUOUS. SIZE OF WELD TO BE AT LEAST THE THICKNESS OF THE THINNER OF THE ADJACENT METALS.

TOLERANCE-UNLESS OTHERWISE SPECIFIED.  
 DECIMAL ± FRACTIONAL ± 1/16" ANGULAR ±



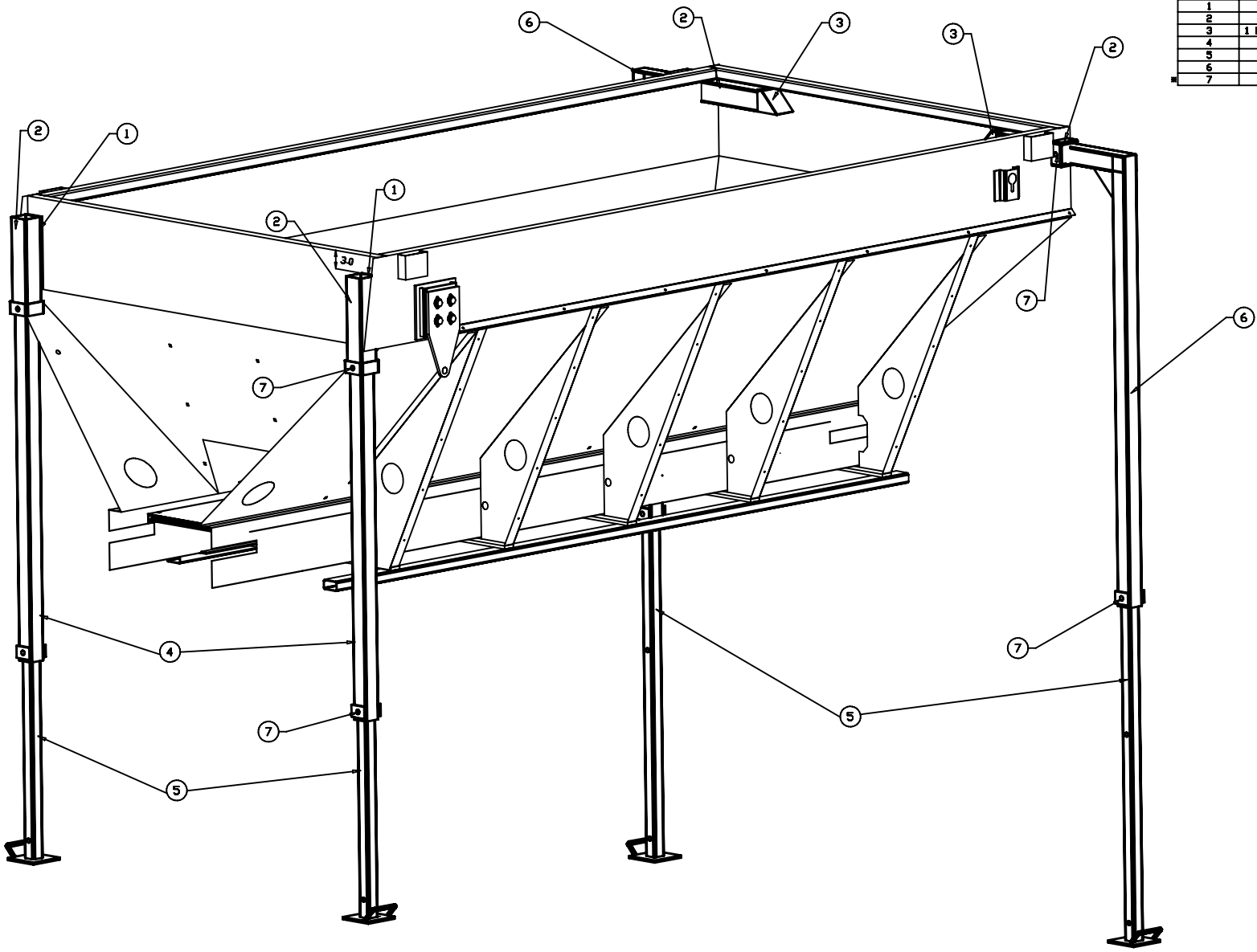
SCALE 1=12	REQ'D.
DRAWN GF	DATE 10-20-95
CHECKED	DATE
FOR CHASSIS MT. "E/AC"	
NUMBER A220274-06	

OP. #	OPERATION	MACH #	QTY.	CLK #	DATE	W/O#
						DATE
						QTY.
						DEST.

NAME

WINDROW CHUTE ASS'Y

MATERIAL



ITEM	QUAN	PART NO.	DESCRIPTION
1	2	220259-13	REAR POCKET SPACER PLATE
2	4	220259-06	UPPER LEG POCKET
3	1 LH/1 RH	220259-07	SAND SHIELD WELDMENT
4	2	220259-08	UPPER REAR LEG WELDMENT
5	4	220259-09	LOWER LEG WELDMENT
6	2	220259-10	UPPER FRONT LEG WELDMENT
7	8	FM-00898	LEG LOCKING PIN

STORAGE LEG ASSEMBLY

220259-11

**FONTAINE**  
**BODY & HOIST CO.**  
 COLLINS, MISSISSIPPI

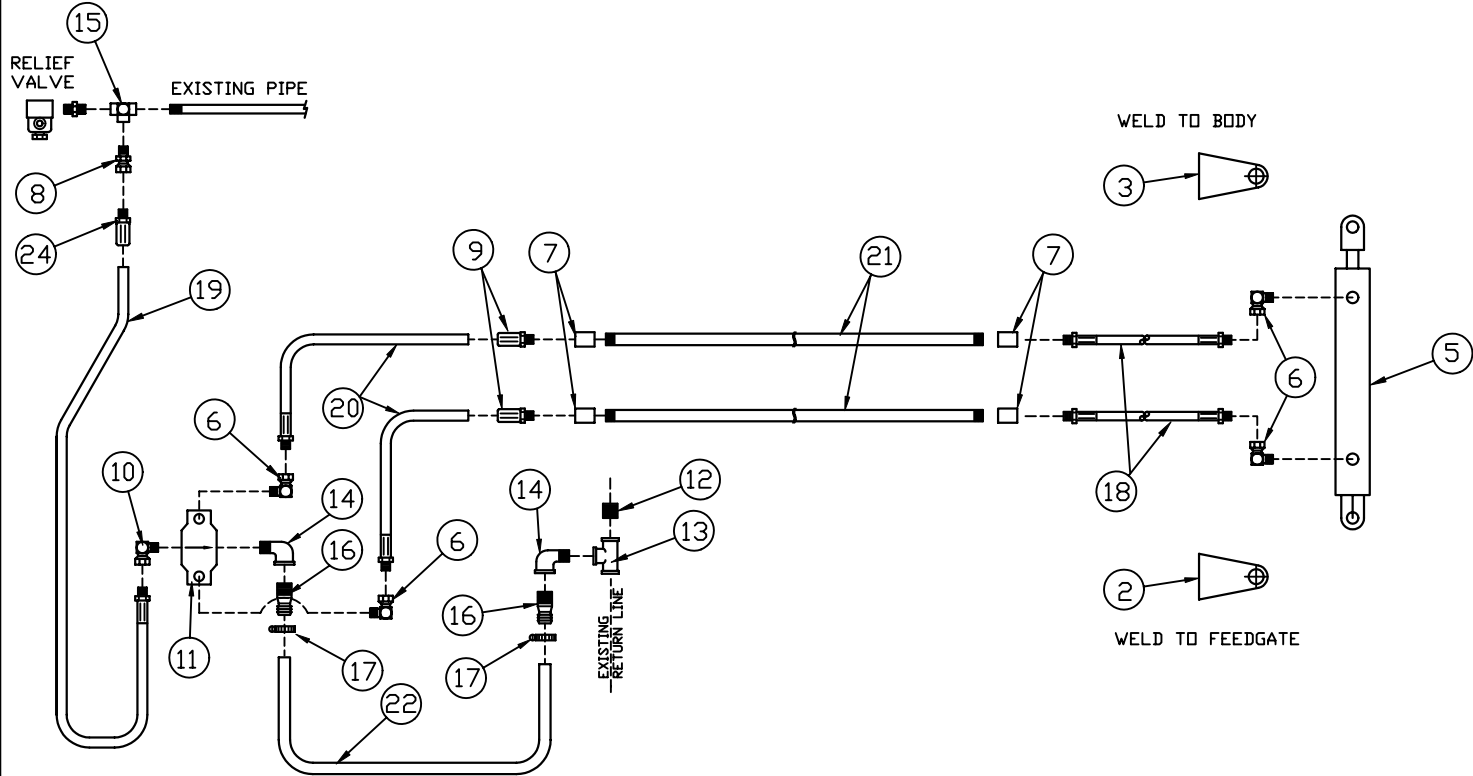
1-8

GF


4-3-92

220259-11

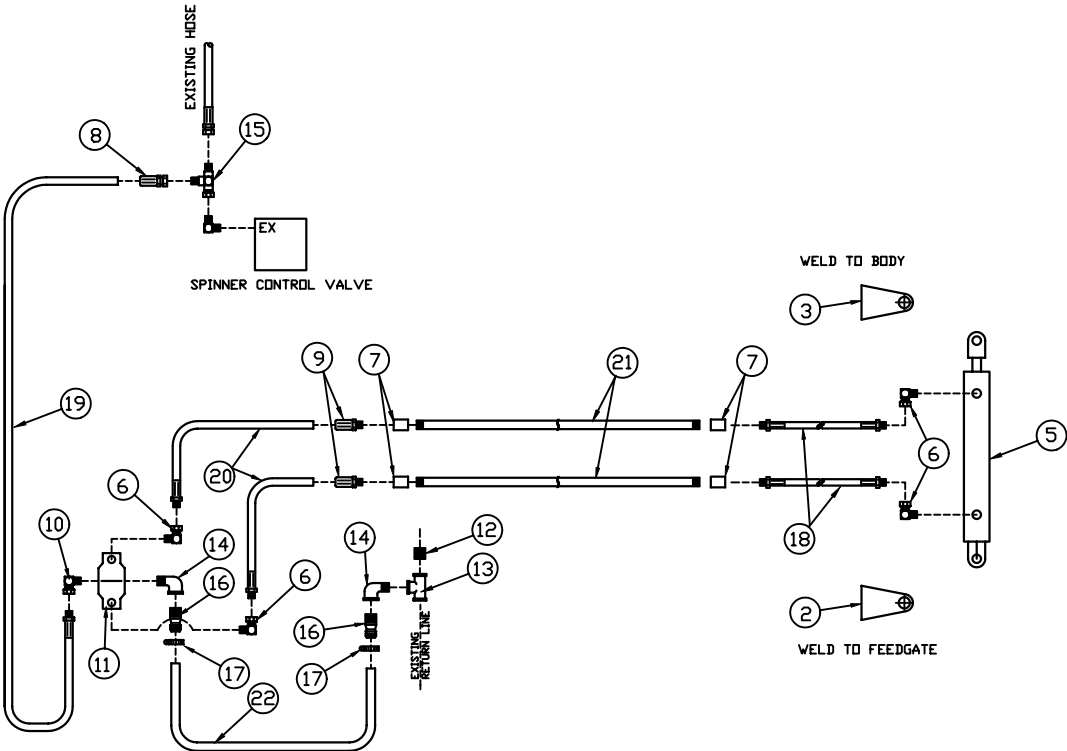
* BODY	A	B
11 12'	132'	05
12 14'	156'	07
13 16'	180'	09
14 18'	204'	11
15 20'	228'	13
16 22'	252'	15
17 24'	276'	17




ITEM	QUAN	PART NO.	DESCRIPTION
1	1	200215-01	PIN - BOTTOM CYL. MOUNTING
2	3	200565-02	MTG. BRKT. - CYLINDER - FEEDGATE
3	1	200565-05	MTG. BRKT. - CYLINDER - BODY
4	1	200824-01	PIN - TOP CYL. MOUNTING
5	1	FHC-00036	CYLINDER
6	4	FHF-00317	ELBOW - 90° 1/2" NPTM x 1/2" NPTM
7	4	FHF-50059	COUPLING 1/2" NPT B.P.
8	1	FHF-50022	ADAPTER - 3/4" NPTM x NPTFMS
9	2	FHF-00263	HOSE END - REUSABLE 1/2" NPTM
10	1	FHF-00014	ELBOW - 90° 3/4" NPTM x 3/4" NPTFMS
11	1	FHV-00288	VALVE - GRESEN MODEL 430
12	1	FHF-50043	NIPPLE - 1" x CLOSE NPT
13	1	FHF-00325	TEE - 1" x 1" x 3/4" NPT B.P.
14	2	FHF-50079	ELBOW - 3/4" 90° STREET NPT B.P.
15	1	FHF-00301	TEE - 3/4" NPTFM
16	2	FHF-00236	NIPPLE - KING 3/4"
17	2	FHF-00278	CLAMP - HOSE 3/4"
18	2	FHH-00156	HOSE ASSEM. - 1/2" x 60" NPTM x NPTM
19	1	FHH-00246	HOSE ASSEM. - 3/4" x 144" NPTM - ONE END
20	2	FHH-00247	HOSE ASSEM. - 1/2" x 120" NPTM - ONE END
21	2	200823-B	PIPE - 1/2" B.P. SCH. 40 x 'A'
22	12 FT.	FHH-00098	HOSE - 3/4" LOW PRESSURE
23	4	FM-00518	HITCH PIN
24	1	FHF-00264	HOSE END - REUSABLE 3/4" NPTM
25			

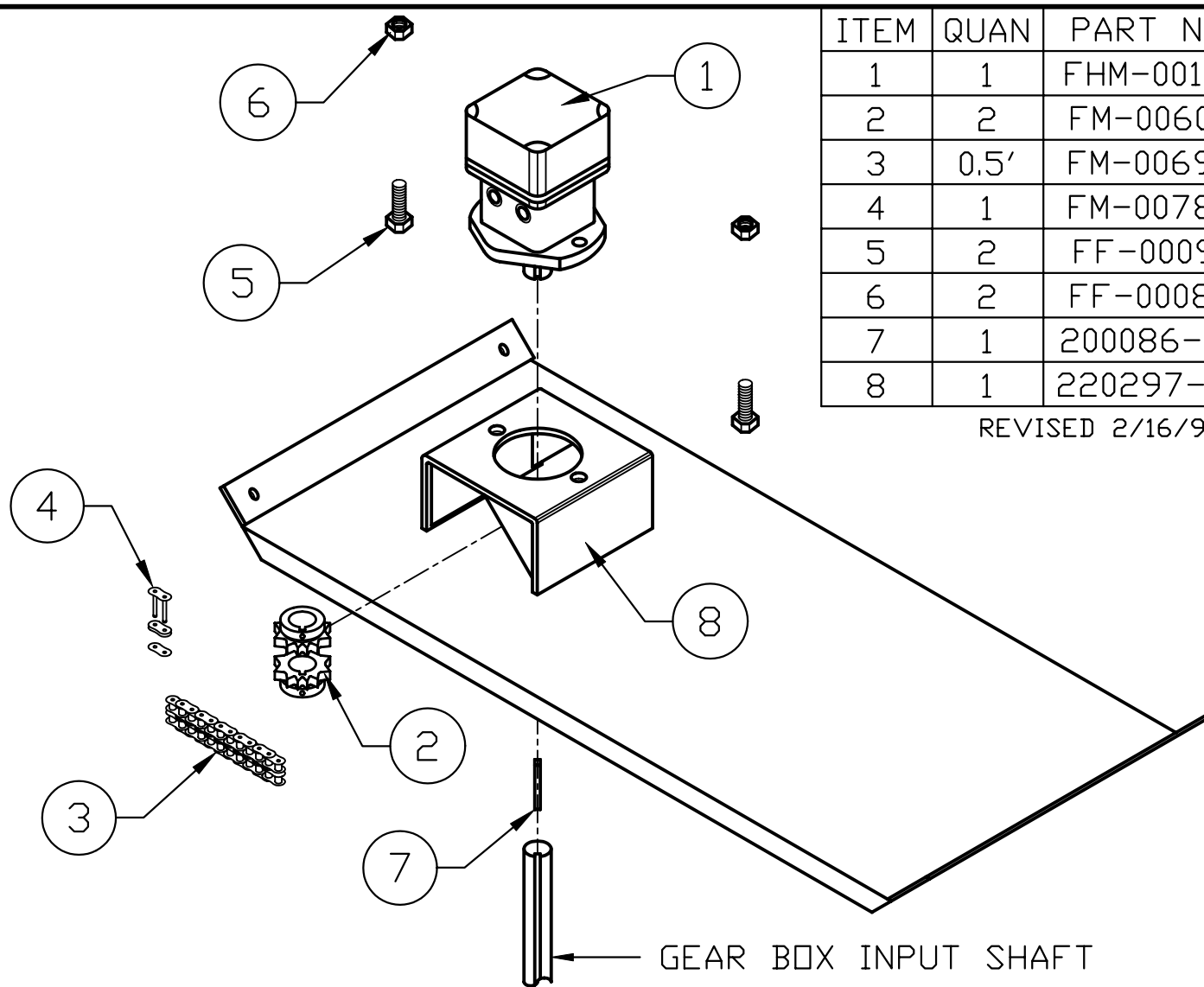
OP. #	OPERATION	MACH #	QTY.	CLK #	DATE	W/O#	<div> UNLESS OTHERWISE SPECIFIED.  ALL WELDS TO BE CONTINUOUS.  SIZE OF WELD TO BE AT  LEAST THE THICKNESS OF THE  THINNER OF THE ADJACENT METALS. </div> <div> TOLERANCE-UNLESS OTHERWISE  SPECIFIED.  DECIMAL ±  FRACTIONAL ±  ANGULAR ± </div>	<div>    WARREN  COLLINS, MS. </div> <div> NAME  HYDRAULIC FEEDGATE SCHEMATIC </div> <div> MATERIAL </div>	SCALE 1=12	REQ'D.
						DATE			DRAWN LRD	DATE 4-5-99
						QTY.			CHECKED	DATE
						DEST.			FOR LS-3420	
									NUMBER 220235-*	

*	BODY	A	B
01	8'	84"	01
02	9'	96"	02
03	10'	108"	03
04	11'	120"	04
05	12'	132"	05
06	13'	144"	06
07	14'	156"	07
08	15'	168"	08
09	16'	180"	09



ITEM	QUAN	PART NO.	DESCRIPTION
1	1	200215-01	PIN - BOTTOM CYL. MOUNTING
2	3	200565-02	MTG. BRKT. - CYLINDER - FEEDGATE
3	1	200565-05	MTG. BRKT. - CYLINDER - BODY
4	1	200824-01	PIN - TOP CYL. MOUNTING
5	1	FHC-00036	CYLINDER
6	4	FHF-00317	ELBOW - 90° 1/2" NPTM x 1/2" NPTM
7	4	FHF-50059	COUPLING 1/2" NPT B.P.
8	1	FHF-00254	HOSE END - REUSABLE 3/4" JICFMS
9	2	FHF-00263	HOSE END - REUSABLE 1/2" NPTM
10	1	FHF-00014	ELBOW - 90° 3/4" NPTM x 3/4" NPTFMS
11	1	FHV-00288	VALVE - GRESEN MODEL 430
12	1	FHF-50043	NIPPLE - 1" x CLOSE NPT
13	1	FHF-00325	TEE - 1" x 1" x 3/4" NPT B.P.
14	2	FHF-50079	ELBOW - 3/4" 90° STREET NPT B.P.
15	1	FHF-00284	TEE - 3/4" JICM x JICFMS x JICM
16	2	FHF-00236	NIPPLE - KING 3/4"
17	2	FHF-00278	CLAMP - HOSE 3/4"
18	2	FHH-00156	HOSE ASSEM. - 1/2" x 60" NPTM x NPTM
19	1	FHH-00246	HOSE ASSEM. - 3/4" x 144" NPTM - ONE END
20	2	FHH-00247	HOSE ASSEM. - 1/2" x 120" NPTM - ONE END
21	2	200823-B	PIPE - 1/2" B.P. SCH. 40 x 'A'
22	12 FT.	FHH-00098	HOSE - 3/4" LOW PRESSURE
23	4	FM-00518	HITCH PIN
24			
25			

OP. #	OPERATION	MACH #	QTY.	CLK #	DATE	W/O#	<div> <div>UNLESS OTHERWISE SPECIFIED. ALL WELDS TO BE CONTINUOUS. SIZE OF WELD TO BE AT LEAST THE THICKNESS OF THE THINNER OF THE ADJACENT METALS.</div> <div>TOLERANCE-UNLESS OTHERWISE SPECIFIED.</div> <div> DECIMAL ± FRACTIONAL ± ANGULAR ± </div> </div>	<div>  <div> NAME HYDRAULIC FEEDGATE SCHEMATIC MATERIAL </div> </div>	SCALE 1=12	REQ'D.
						DATE			DRAWN LRD	DATE 4-7-99
						QTY.			CHECKED	DATE
						DEST.			FOR LF-3020	
									NUMBER 220235-*	



ITEM	QUAN	PART NO.	DESCRIPTION
1	1	FHM-00114	HYDRAULIC MOTOR
2	2	FM-00607	SPROCKET, 12-TOOTH
3	0.5'	FM-00699	DOUBLE CHAIN
4	1	FM-00787	MASTER LINK
5	2	FF-00091	BOLT, 1/2" NC X 1 1/2" HEX HD
6	2	FF-00087	NUT, 1/2" NC LOCK
7	1	200086-02	KEY, 1/4" X 2"
8	1	220297-07	HYD. MOTOR MT BASE

REVISED 2/16/96 GF ADDED FLEXIBLE COUPLING.

UNLESS OTHERWISE SPECIFIED, ALL WELDS TO BE CONTINUOUS. SIZE OF WELD TO BE AT LEAST THE THICKNESS OF THE THINNER OF THE ADJACENT METALS.

TOLERANCE-UNLESS OTHERWISE SPECIFIED.

DECIMAL

±

FRACTIONAL ±

ANGULAR

±

OP. #	OPERATION	MACH #	QTY.	CLK #	DATE	W/O#
						DATE
						QTY.
						DEST.



NAME

HYDRAULIC DRIVE ASS'Y

MATERIAL

SCALE

1=8

REQ'D.

DRAWN

GF

DATE

2-16-96

CHECKED

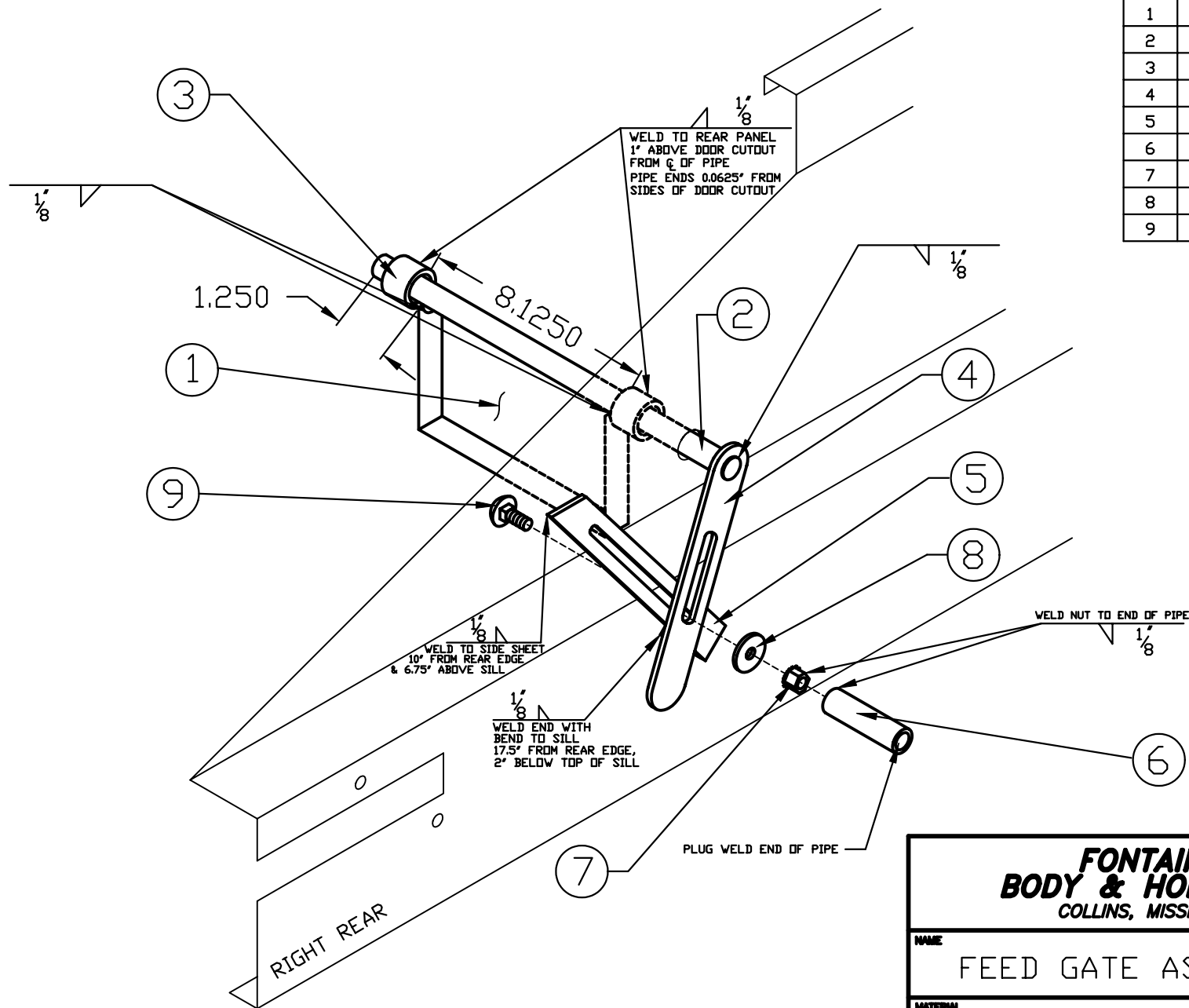
DATE

FOR

AC-1420A

NUMBER

220221-03



ITEM	QUAN	PART NO.	DESCRIPTION
1	1	200288-01	FEED GATE
2	1	200290-05	FEED GATE HINGE ROD
3	2	200290-06	FEED GATE HINGE
4	1	200290-03	FEED GATE HANDLE
5	1	200290-04	PIVOT BAR
6	1	200292-02	LOCK PIPE
7	1	FF-00023	3/8" NC KEP NUT
8	1	FF-00015	3/8" FLAT WASHER
9	1	FF-00024	3/8" X 1" NC CARR BOLT

**FONTAINE  
BODY & HOIST CO.**  
COLLINS, MISSISSIPPI

NAME

FEED GATE ASSEMBLY

MATERIAL

SCALE REQ'D.

1=4

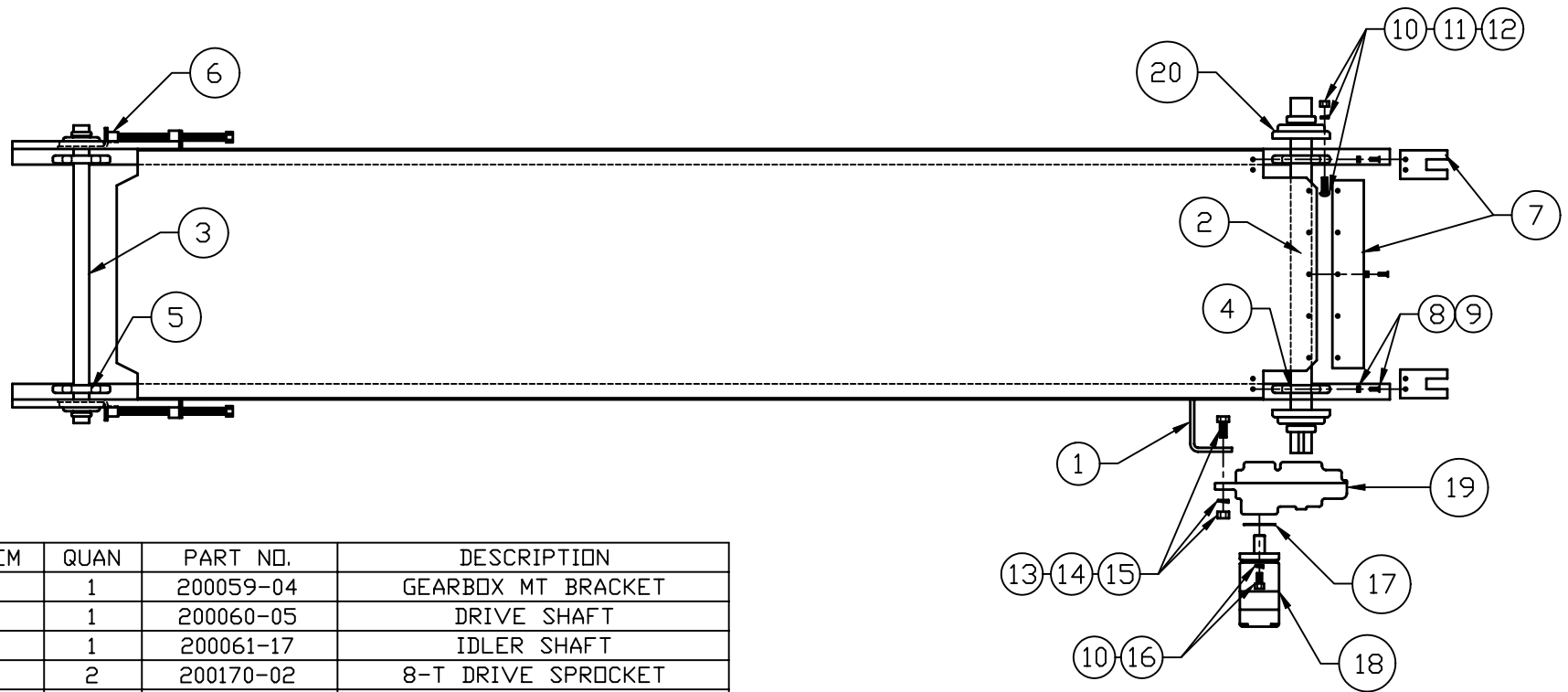
DATE

GF 5-1-91

CHECKED DATE

FOR AC-1410

NUMBER  
220219-02



ITEM	QUAN	PART NO.	DESCRIPTION
1	1	200059-04	GEARBOX MT BRACKET
2	1	200060-05	DRIVE SHAFT
3	1	200061-17	IDLER SHAFT
4	2	200170-02	8-T DRIVE SPROCKET
5	2	200170-03	8-T IDLER SPROCKET
6	2	220007-45	IDLER ADJUSTMENT ASS'Y
7	2.250'	FB-00021	SPROCKET WIPER BELT
8	9	FF-00031	1/4" NC KEP NUT
9	9	FF-00042	1/4" NC x 3/4" FLAT HD SCREW
10	10	FF-00073	1/2" LOCK WASHER
11	8	FF-00084	1/2" NC x 1 3/4" CARR. BOLT
12	8	FF-00086	1/2" NC HEX NUT
13	1	FF-00096	5/8" NC HEX NUT
14	1	FF-00098	5/8" LOCK WASHER
15	1	FF-00106	5/8" NC x 2" HEX HD BOLT
16	2	FF-00154	1/2" NC x 1 1/4" HEX HD BOLT
17	1	FHM-00056	O-RING SEAL
18	1	FHM-00113	HYDRAULIC MOTOR
19	1	FM-00513	6:1 GEARBOX
20	2	FM-00556	2" 4-BOLT FLANGE BEARING

NOTE: TOP VIEW OF CONVEYOR w/out CHAIN ASS'Y.

UNLESS OTHERWISE SPECIFIED,  
ALL WELDS TO BE CONTINUOUS.  
SIZE OF WELD TO BE AT  
LEAST THE THICKNESS OF THE  
THINNER OF THE ADJACENT METALS.

TOLERANCE-UNLESS OTHERWISE  
SPECIFIED.

DECIMAL ±  
FRACTIONAL ±  
ANGULAR ±



NAME

CONVEYOR DRIVE ASS'Y

MATERIAL

SCALE

1=12

REQ'D.

DRAWN

GF

DATE

9-10-96

CHECKED

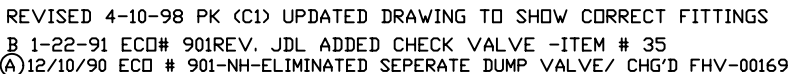
DATE


FOR

"AC" & "E/AC"

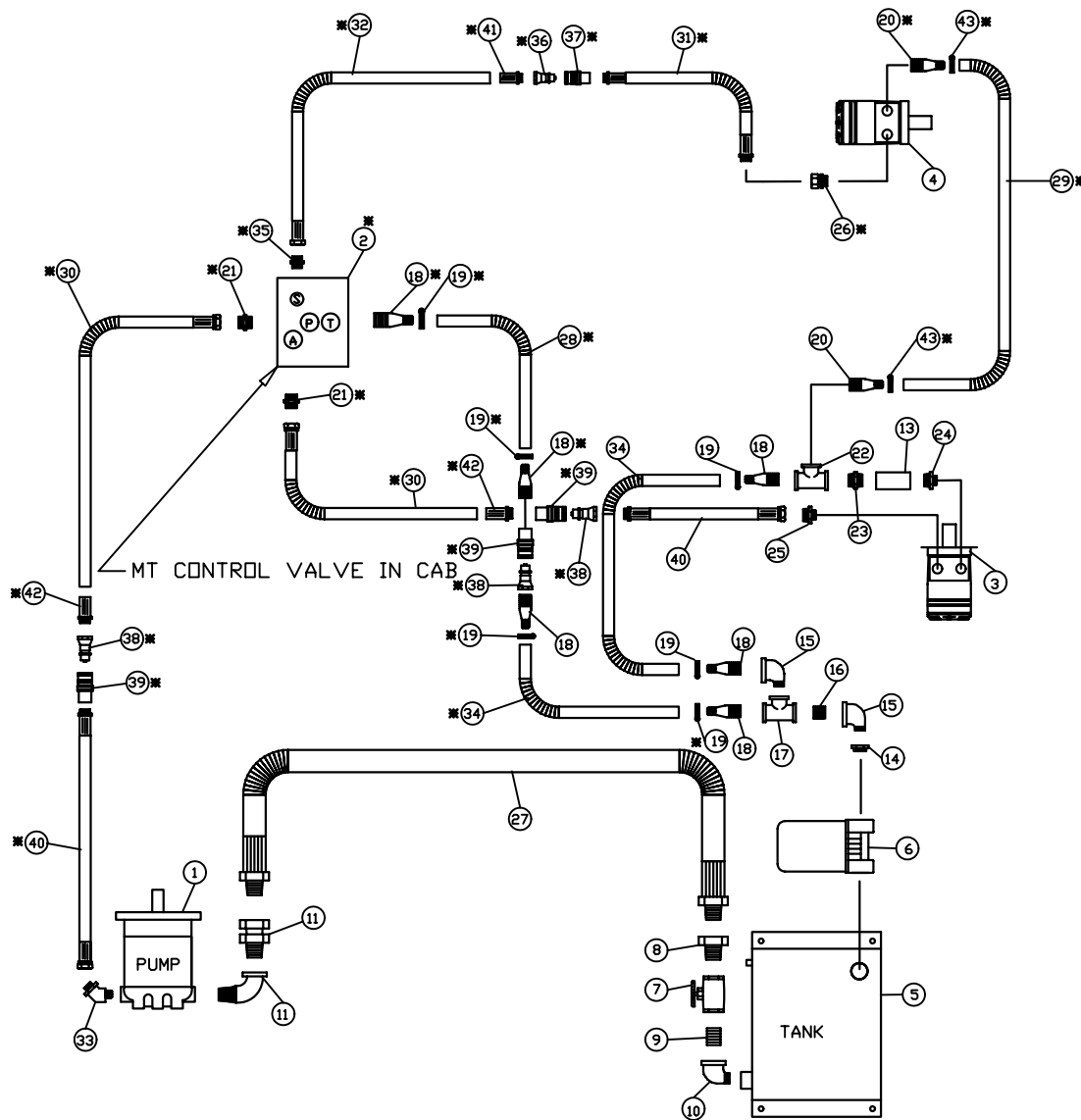
NUMBER

220213-00




	SCALE	1=12	REQ'D.
	DRAWN	NH	DATE 12-10-90
	CHECKED		DATE
	FOR		
NAME		HYDRAULIC SCHEMATIC AUX. ENG. DRIVE HYD. PUMP	
MATERIAL		NUMBER 220210-02/04	

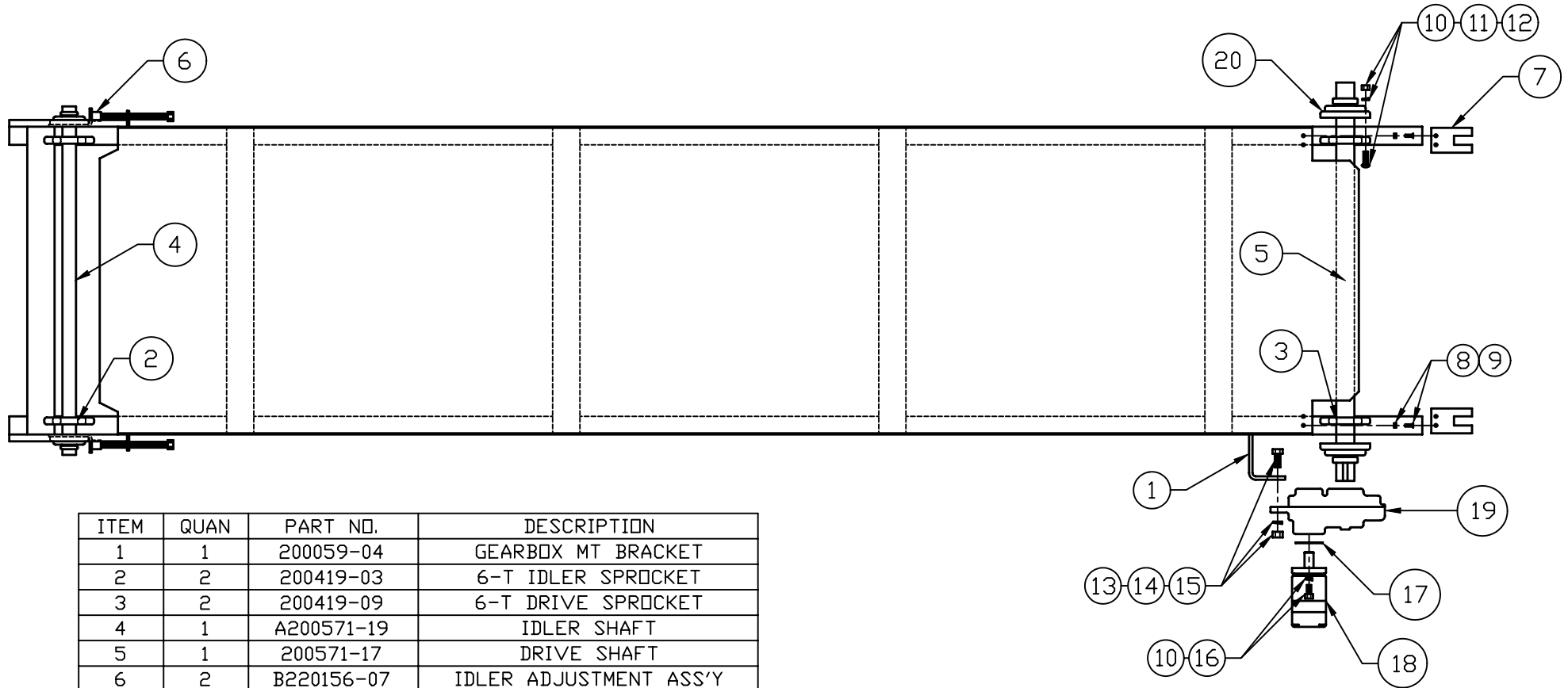




ITEM	QUAN	PART NO.	DESCRIPTION
1	1	FHP-00072	HYDRAULIC PUMP
2	1	FHV-00169	VALVE - DUAL CONTROL w/HANDLE
3	1	FHM-00174	MOTOR-CONVEYOR
4	1	FHM-00114	MOTOR-SPINNER
5	1	220021-04	HYDRAULIC RESERVOIR
6	1	FHF-00250	FILTER ASSMBLY
7	1	FHV-00129	GATE VALVE
8	1		REDUCER - 1" NPTFM x 1 1/4" NPTM
9	1	FHF-00223	NIPPLE-CLOSE 1.25'
10	1	FHF-00003	ELBOW-STREET 90 1.25'
11	1	FHF-00225	ELBOW - 90° STREET REDUCING 1 1/4" X 1"
12			
13	1	FHV-00286	VALVE - CHECK - 3/4" NPTF
14	1	FHF-00021	BUSHING 1.25" NPTM X .75" NPT FM
15	2	FHF-00020	ELBOW 90 STREET .75'
16	1	FHF-00016	NIPPLE-CLOSE .75'
17	1	FHF-00019	TEE B.P. .75'
18	6	FHF-00236	NIPPLE-KING .75'
19	6	FHF-00278	CLAMP, 3/4" HOSE
20	2	FHF-00261	NIPPLE-KING .5'
21	2	FHF-00252	ADAPTER-STRAIGHT .75" NPTM X .75" JICM
22	1	FHF-00265	TEE B.P. .75" X .75" X .5'
23	1	FHF-00303	ADAPTER - 3/4" NPTM x 3/4" NPTM
24	1	FHF-00259	ADAPTER .75" NPTM X .5" NPTM
25	1	FHF-00259	ADAPTOR .75" JICM X .5" NPTM
26	1	FHF-00319	ADAPTER - 1/2" NPTM X 1/2" NPTMSW
27	1	FHH-00121	HOSE - 1" 100R2 x 28' - 1" NPTM x 1" NPTM
28	18'	FHH-00098	HOSE-LOW PRESSURE .75'
29	5'	FHH-00117	HOSE-LOW PRESSURE .5'
30	2	FHH-00110	HOSE ASM - 3/4" X 168' 100R-1 JICFM ONE END
31	1	FHH-00156	HOSE ASM - 1/2" X 60' 100R-1 NPTM X NPTM
32	1	FHH-00155	HOSE ASM- 1/2" X 144' 100R-1 JICFM ONE END
33	1		ELBOW - .625" O.R.M. X .75" JICM - 45°
34	16'	FHH-00098	HOSE - LOW PRESSURE 3/4" (2 PCS. @ 8' EA)
35	1	FHF-00258	ADAPTER - 1/2" NPTM X 1/2" JICM
36	1	FHF-00256A	QUICK COUPLER - 1/2" NPT (MALE)
37	1	FHF-00256B	QUICK COUPLER - 1/2" NPT (FEMALE)
38	3	FHF-00257A	QUICK COUPLER - 3/4" NPT (MALE)
39	3	FHF-00257B	QUICK COUPLER - 3/4" NP (FEMALE)
40	2	FHH-00201	HOSE ASM - 3/4" X 60' 100R-1 JICFM X NPTM
41	1	FHF-00263	HOSE END - REUSABLE 1/2" NPTM
42	2	FHF-00264	HOSE END - REUSABLE 3/4" NPTM
43	2	FHF-00260	CLAMP, 1/2" HOSE

\* - ITEMS TO BE SHIPPED LOOSE IN KIT.

	SCALE 1=12	REQ'D.
	DRAWN GF	DATE 10-24-91
	CHECKED	DATE
	FOR CAB MT VALVE	
NAME HYDRAULIC SCHEMATIC AUX. ENG. DRIVE HYD. PUMP	NUMBER 220210-01/03	



ITEM	QUAN	PART NO.	DESCRIPTION
1	1	200059-04	GEARBOX MT BRACKET
2	2	200419-03	6-T IDLER SPROCKET
3	2	200419-09	6-T DRIVE SPROCKET
4	1	A200571-19	IDLER SHAFT
5	1	200571-17	DRIVE SHAFT
6	2	B220156-07	IDLER ADJUSTMENT ASS'Y
7	0.750'	FB-00021	SPROCKET WIPER BELT
8	4	FF-00031	1/4" NC KEP NUT
9	4	FF-00042	1/4" NC x 3/4" FLAT HD SCREW
10	10	FF-00073	1/2" LOCK WASHER
11	8	FF-00084	1/2" NC x 1 3/4" CARR. BOLT
12	8	FF-00086	1/2" NC HEX NUT
13	1	FF-00096	5/8" NC HEX NUT
14	1	FF-00098	5/8" LOCK WASHER
15	1	FF-00106	5/8" NC x 2" HEX HD BOLT
16	2	FF-00154	1/2" NC x 1 1/4" HEX HD BOLT
17	1	FHM-00056	O-RING SEAL
18	1	FHM-00173	HYDRAULIC MOTOR
19	1	FM-00513	6:1 GEARBOX
20	2	FM-00556	2" 4-BOLT FLANGE BEARING

NOTE: TOP VIEW OF CONVEYOR w/out CHAIN ASS'Y.

UNLESS OTHERWISE SPECIFIED,  
ALL WELDS TO BE CONTINUOUS.  
SIZE OF WELD TO BE AT  
LEAST THE THICKNESS OF THE  
THINNER OF THE ADJACENT METALS.

TOLERANCE-UNLESS OTHERWISE  
SPECIFIED.

DECIMAL ±  
FRACTIONAL ±  
ANGULAR ±



NAME

CONVEYOR DRIVE ASS'Y

MATERIAL

SCALE

1=12

REQ'D.

DRAWN

GF

DATE

8-17-96

CHECKED

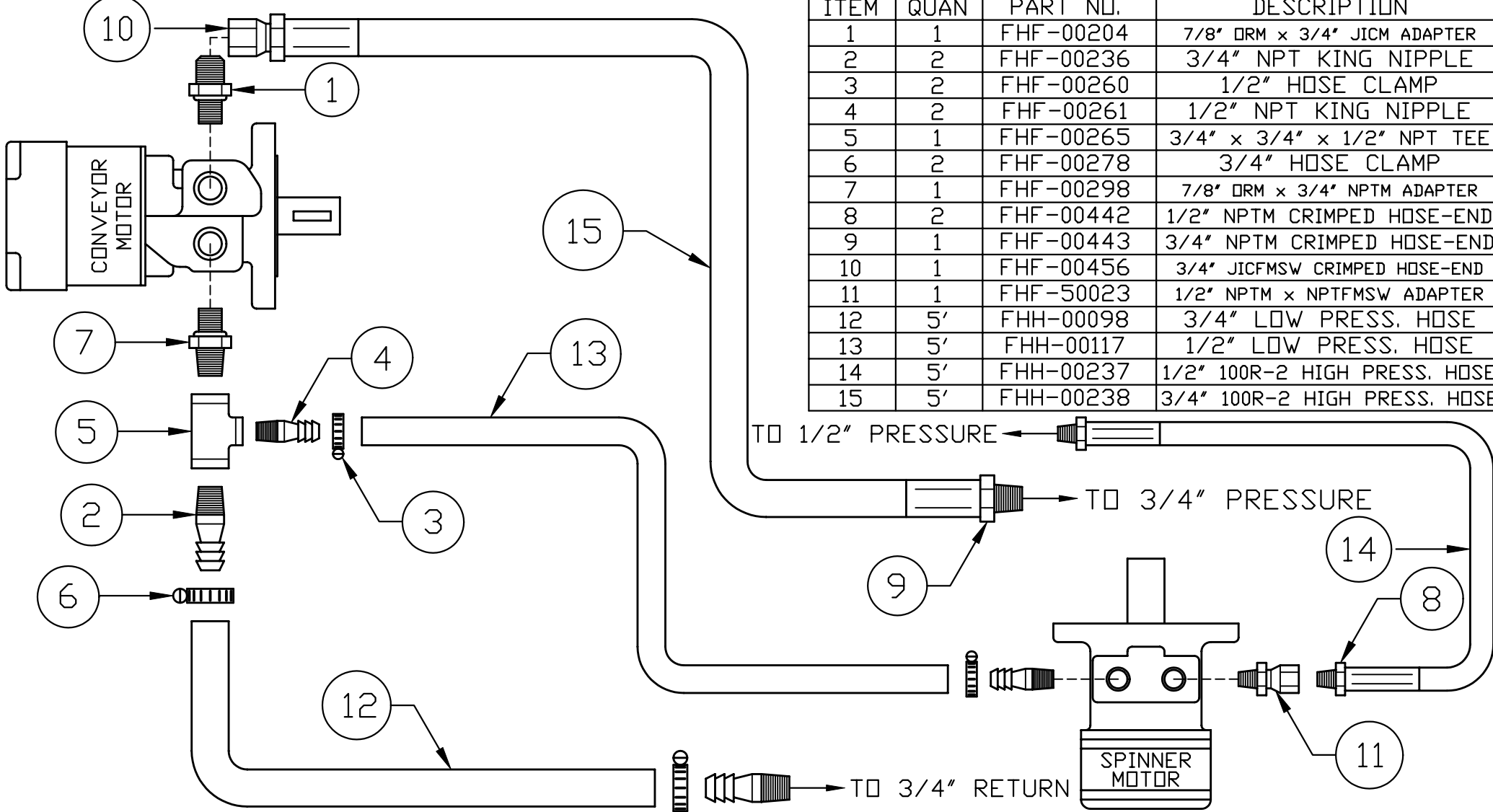
DATE

FOR

LS/LST-3420

NUMBER

220206-18




ITEM	QUAN	PART NO.	DESCRIPTION
1	1	FHF-00204	7/8" DRN x 3/4" JICM ADAPTER
2	2	FHF-00236	3/4" NPT KING NIPPLE
3	2	FHF-00260	1/2" HOSE CLAMP
4	2	FHF-00261	1/2" NPT KING NIPPLE
5	1	FHF-00265	3/4" x 3/4" x 1/2" NPT TEE
6	2	FHF-00278	3/4" HOSE CLAMP
7	1	FHF-00298	7/8" DRN x 3/4" NPTM ADAPTER
8	2	FHF-00442	1/2" NPTM CRIMPED HOSE-END
9	1	FHF-00443	3/4" NPTM CRIMPED HOSE-END
10	1	FHF-00456	3/4" JICFMSW CRIMPED HOSE-END
11	1	FHF-50023	1/2" NPTM x NPTFMSW ADAPTER
12	5'	FHH-00098	3/4" LOW PRESS. HOSE
13	5'	FHH-00117	1/2" LOW PRESS. HOSE
14	5'	FHH-00237	1/2" 100R-2 HIGH PRESS. HOSE
15	5'	FHH-00238	3/4" 100R-2 HIGH PRESS. HOSE

UNLESS OTHERWISE SPECIFIED, ALL WELDS TO BE CONTINUOUS. SIZE OF WELD TO BE AT LEAST THE THICKNESS OF THE THINNER OF THE ADJACENT METALS.

TOLERANCE-UNLESS OTHERWISE SPECIFIED.  
DECIMAL ± FRACTIONAL ± ANGULAR ±

OP. #	OPERATION	MACH #	QTY.	CLK #	DATE	W/O#

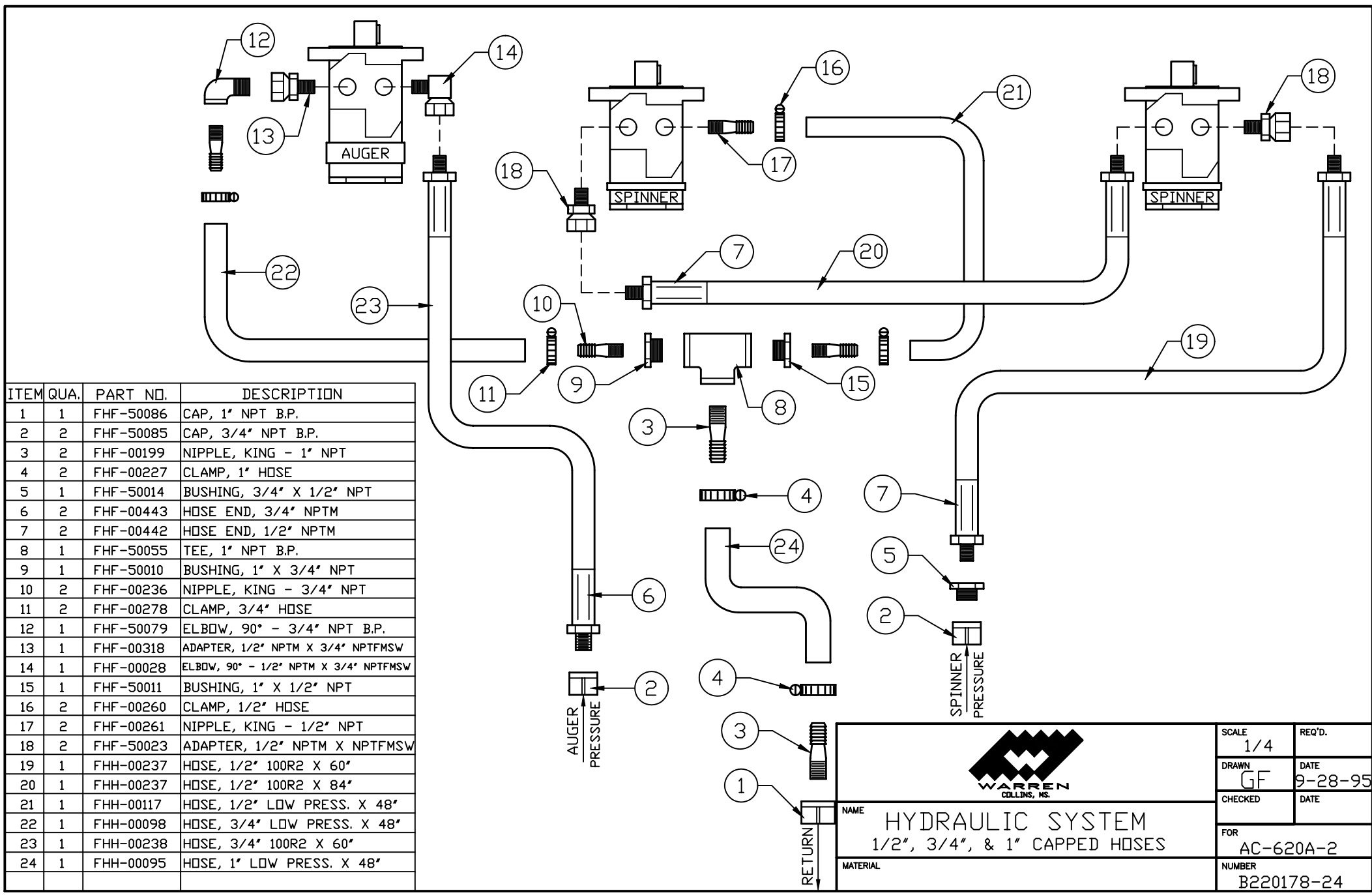


WARREN  
COLLINS, MS.

NAME  
**HOSES/FITTINGS ON SPREADER  
(HYD. MOTORS SHOWN)**

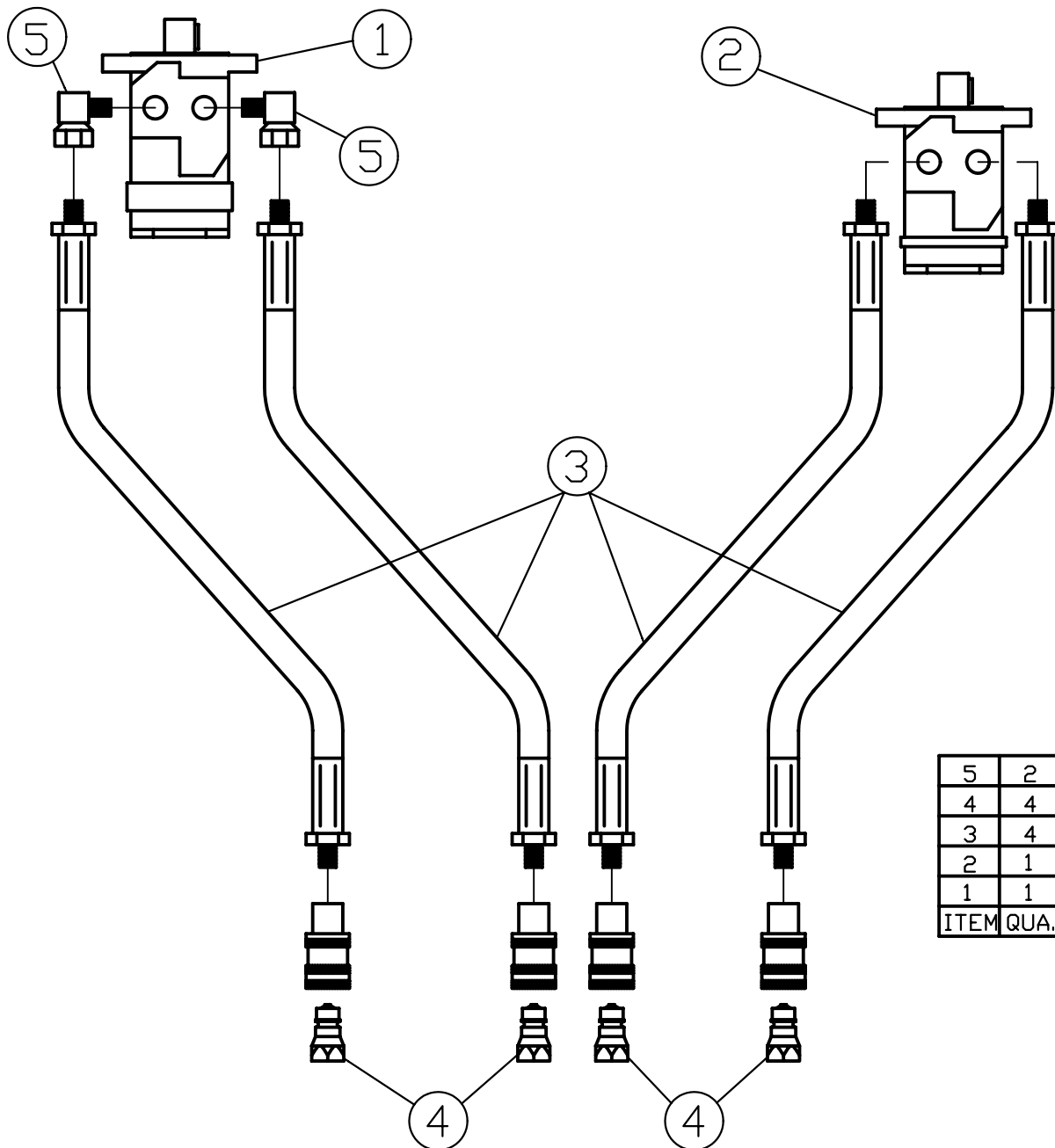
MATERIAL

SCALE 1=4	REQ'D.
DRAWN GF	DATE 9-13-96
CHECKED	DATE
FOR E/AC-2420A w/6:1 GEARBOX	
NUMBER 220178-25	



ITEM	QUA.	PART NO.	DESCRIPTION
1	1	FHF-50086	CAP, 1" NPT B.P.
2	2	FHF-50085	CAP, 3/4" NPT B.P.
3	2	FHF-00199	NIPPLE, KING - 1" NPT
4	2	FHF-00227	CLAMP, 1" HOSE
5	1	FHF-50014	BUSHING, 3/4" X 1/2" NPT
6	2	FHF-00443	HOSE END, 3/4" NPTM
7	2	FHF-00442	HOSE END, 1/2" NPTM
8	1	FHF-50055	TEE, 1" NPT B.P.
9	1	FHF-50010	BUSHING, 1" X 3/4" NPT
10	2	FHF-00236	NIPPLE, KING - 3/4" NPT
11	2	FHF-00278	CLAMP, 3/4" HOSE
12	1	FHF-50079	ELBDW, 90° - 3/4" NPT B.P.
13	1	FHF-00318	ADAPTER, 1/2" NPTM X 3/4" NPTFMSW
14	1	FHF-00028	ELBDW, 90° - 1/2" NPTM X 3/4" NPTFMSW
15	1	FHF-50011	BUSHING, 1" X 1/2" NPT
16	2	FHF-00260	CLAMP, 1/2" HOSE
17	2	FHF-00261	NIPPLE, KING - 1/2" NPT
18	2	FHF-50023	ADAPTER, 1/2" NPTM X NPTFMSW
19	1	FHH-00237	HOSE, 1/2" 100R2 X 60'
20	1	FHH-00237	HOSE, 1/2" 100R2 X 84'
21	1	FHH-00117	HOSE, 1/2" LOW PRESS. X 48"
22	1	FHH-00098	HOSE, 3/4" LOW PRESS. X 48"
23	1	FHH-00238	HOSE, 3/4" 100R2 X 60'
24	1	FHH-00095	HOSE, 1" LOW PRESS. X 48"

		SCALE 1/4	REQ'D.
		DRAWN GF	DATE 9-28-95
NAME HYDRAULIC SYSTEM 1/2", 3/4", & 1" CAPPED HOSES		CHECKED	DATE
		FOR AC-620A-2	
MATERIAL		NUMBER B220178-24	



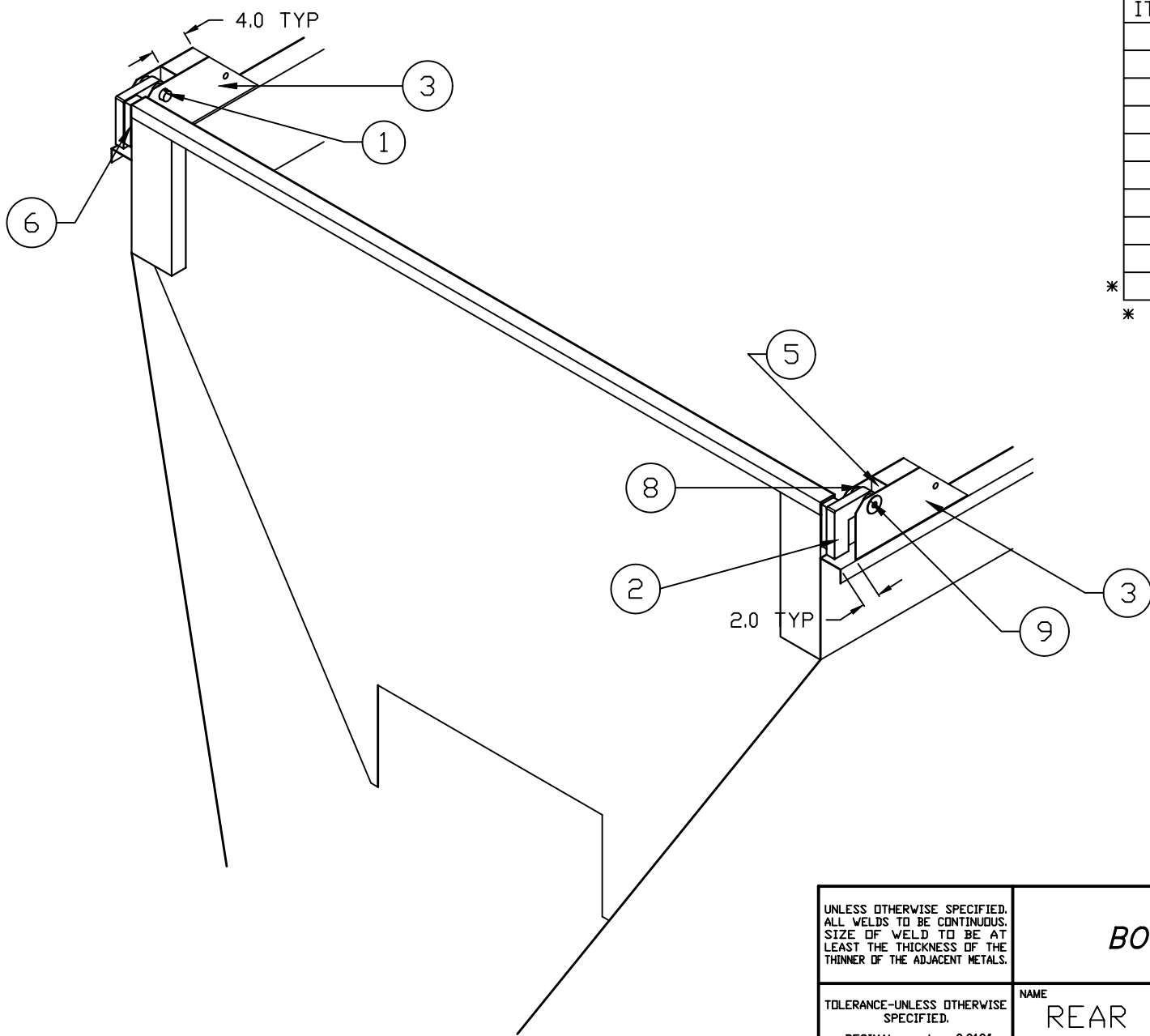
5	2	FHF-00266	90° STREET ELBOW - 1/2" H.D.
4	4	FHF-00256	QUICK COUPLER, 1/2"
3	4	FHF-00156	HOSE ASSEM. 1/2" 100R1 1 x 60
2	1	FHM-00114	HYDRAULIC MOTOR, SPINNER
1	1	FHM-00157	HYDRUALIC MOTOR, AUGER
ITEM	QUA.	PART NO.	DESCRIPTION

**FONTAINE**  
**BODY & HOIST CO.**  
 COLLINS, MISSISSIPPI

NAME  
 HYDRAULIC SYSTEM SCHEMATIC  
 ON SPREADER

MATERIAL

SCALE 1/4	REQ'D.
DRAWN LRD	DATE 1-24-91
CHECKED	DATE
FOR AC620A	
NUMBER 220178-12	



ITEM	QUAN	PART NO.	DESCRIPTION
1	2	200445-02	HINGE PIN
2	2	200480-07	HINGE ARM
3	4	200480-08	HINGE PLATE
4	2	200480-14	HINGE PLATE SPACER
5			
6	2	200480-11	HINGE SPACER BLOCK
7			
8	4	200480-13	HINGE SPACER PIPE
9	2	FF-00089	1/2" FLAT WASHER
* 10	2	FM-00518	#8 HITCH PIN

\* - ITEM NOT SHOWN.

UNLESS OTHERWISE SPECIFIED.  
ALL WELDS TO BE CONTINUOUS.  
SIZE OF WELD TO BE AT  
LEAST THE THICKNESS OF THE  
THINNER OF THE ADJACENT METALS.

TOLERANCE-UNLESS OTHERWISE  
SPECIFIED.

DECIMAL ± 0.010"  
FRACTIONAL ± 1/16"  
ANGULAR ±

**FONTAINE  
BODY & HOIST CO.**  
COLLINS, MISSISSIPPI

NAME

REAR PANEL HINGE ASM

MATERIAL

SCALE

1=12

REQ'D.

DRAWN

GF

DATE

11-4-92

CHECKED

DATE

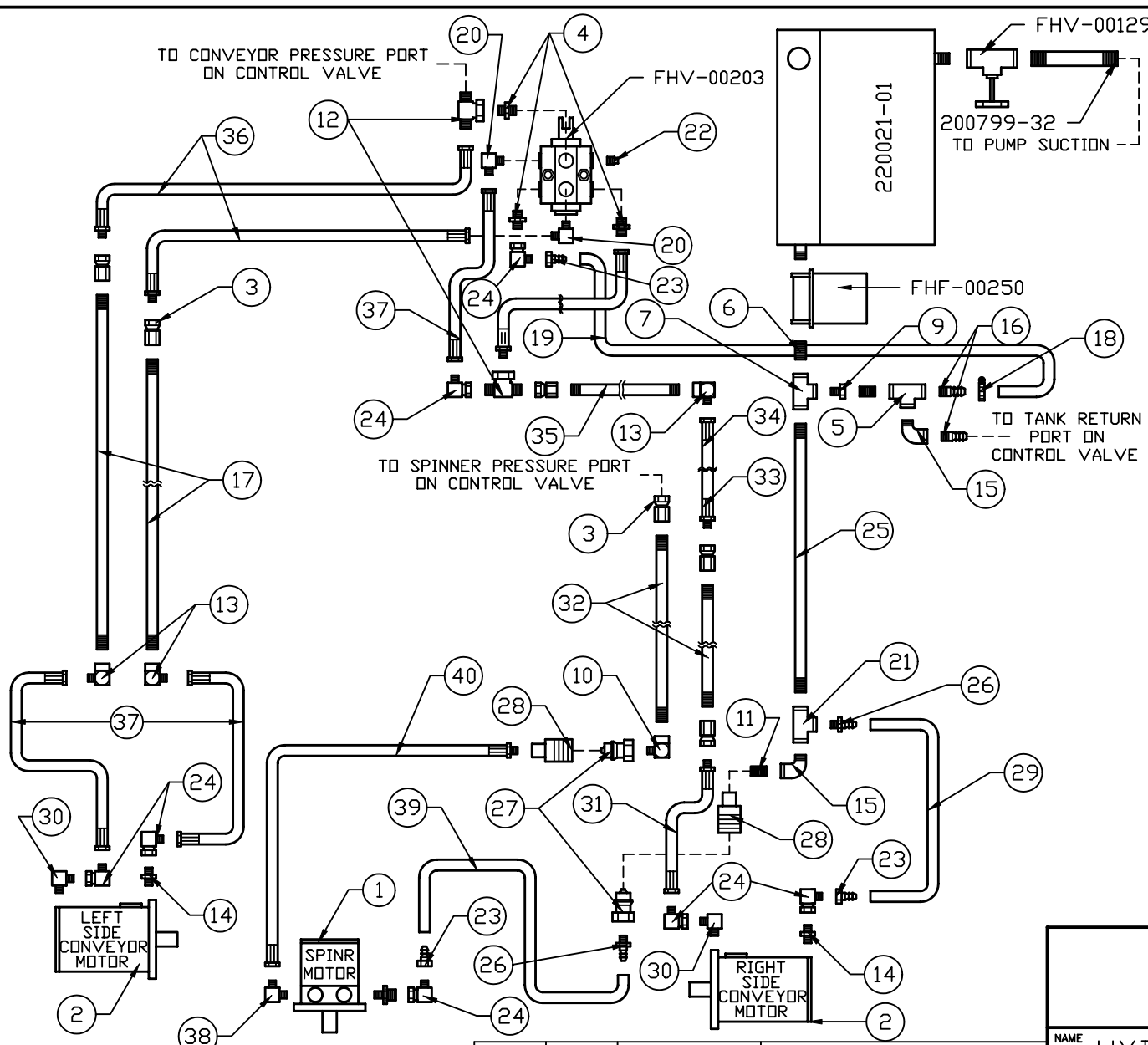
FOR

AC-3420

NUMBER


220159-14

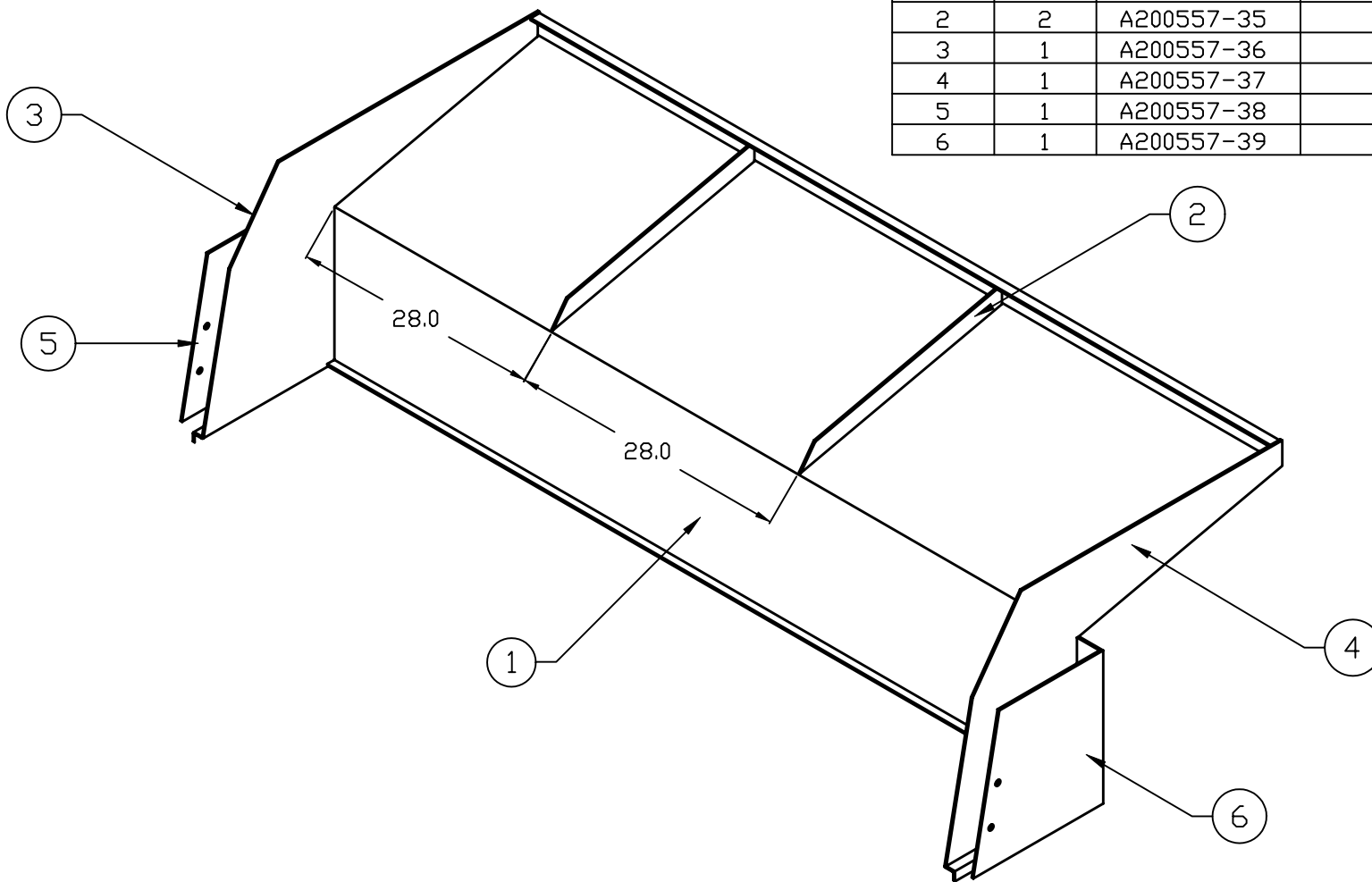
REVISED 4/26/94 E. C. D. #15255 GF CHGD HYD TUBING TO BLACK PIPE.



ITEM	QUAN	PART NO.	DESCRIPTION
1	1	FHM-00114	SPINNER MOTOR
2	2	FHM-00173	CONVEYOR MOTOR
3	6	FHF-00464	3/4" NPTFM X JICFMSW ADAPTER
4	3	FHF-00252	3/4" JICM X NPTM ADAPTER
5	1	FHF-00019	3/4" NPTFM B.P. TEE
6	1	FHF-00223	1 1/4" CLOSE NIPPLE
7	1	FHF-00219	1 1/4" X 1" X 1" NPTFM TEE
8			
9	1	FHF-00339	1" NPTM X 3/4" NPTFM BUSHING
10	1	FHF-50140	3/4" NPTM X NPTFM 90° ELBOW
11	2	FHF-00016	3/4" CLOSE NIPPLE
12	2	FHF-00248	TEE - 3/4" JICM X JICM X JICFMSW
13	3	FHF-00465	3/4" NPTFM X JICM 90° ELBOW
14	2	FHF-00204	5/8" DRN X 3/4" JICM ADAP
15	2	FHF-00020	3/4" NPTM X NPTFM 90° ELBOW
16	2	FHF-00236	3/4" KING NIPPLE
17	2	200799-A	3/4" SCH 80 B. P. PRESSURE LINE
18	1	FHF-00278	3/4" HOSE CLAMP
19	1	FHH-00098	3/4" L. P. HOSE X 138'
20	2	FHF-00274	3/4" JICM X NPTM 90° ELBOW
21	1	FHF-00389	TEE - 1" X 3/4" X 3/4" NPTFM
22	1	FHF-00078	3/4" NPT PLUG
23	3	FHF-00216	3/4" JICFM PUSH-ON HOSE END
24	9	FHF-00246	3/4" JICM X JICFMSW 90° ELBOW
25	1	200702-B	1" SCH 40 B. P. RETURN LINE
26	2	FHF-00215	3/4" NPTM PUSH-ON HOSE END
27	2	FHF-00257A	3/4" QUICK COUPLER - MALE
28	2	FHF-00257B	3/4" QUICK COUPLER - FEMALE
29	1	FHH-00098	3/4" L. P. HOSE X 26'
30	2	FHF-00212	3/4" JICM X 5/8" DRN 90° ELBOW
31	1	FHH-00063	3/4" JICM X JICFMSW 100R-2 X 37' HOSE
32	2	200799-C	3/4" SCH 80 B. P. PRESSURE LINE
33	1	FHF-00357	3/4" JICM REUSABLE HOSE END
34	1	FHH-00190	3/4" JICFM @ ONE END X 86' HOSE
35	1	200799-33	3/4" SCH 80 B. P. X 54' LONG
36	3	FHH-00062	3/4" JICM X JICFMSW 100R-2 HOSE X 21'

												37	3	FHH-00067	3/4" JICFMSW 100R-2 HOSE X 26'					
* BODY	A	B	C	* BODY	A	B	C	* BODY	A	B	C	38	1	FHF-00304	1/2" NPTM X 3/4" JICM 90° ELBOW					
09	8"	09	28	33	12	11"	12	17	38	09	14	15"	16	25	36	37	39	1	FHH-00098	3/4" L. P. HOSE X 48'
11	9",10"	13	11	05	13	13",14"	21	34	36	15	17",18"	29	24	21			40	1	FHH-00175	3/4" NPTM X JICFMSW 100R-2 HOSE X 60'

		SCALE	REQ'D.
		1=4	
NAME HYDRAULIC SCHEMATIC LESS PUMP & CONTROL VALVE		DRAWN	DATE
		GF	1-6-93
MATERIAL		CHECKED	DATE
		FOR	
		AC-3420	
		NUMBER	
		220157-*	



ITEM	QUAN	PART NO.	DESCRIPTION
1	1	A200557-34	CAB SHIELD MAIN PLATE
2	2	A200557-35	CAB SHIELD BRACE
3	1	A200557-36	L. H. SIDE PLATE
4	1	A200557-37	R. H. SIDE PLATE
5	1	A200557-38	L. H. BOARD POCKET
6	1	A200557-39	R. H. BOARD POCKET

UNLESS OTHERWISE SPECIFIED.  
ALL WELDS TO BE CONTINUOUS.  
SIZE OF WELD TO BE AT  
LEAST THE THICKNESS OF THE  
THINNER OF THE ADJACENT METALS.

TOLERANCE-UNLESS OTHERWISE  
SPECIFIED.

DECIMAL ±  
FRACTIONAL ± 1/16"  
ANGULAR ±



NAME

CAB SHIELD WELDMENT  
(WELD-ON 84" WIDE w/9° SLOPE)

MATERIAL

SCALE

1=12

REQ'D.

DRAWN

GF

DATE

2-16-94

CHECKED

DATE

FOR

AC-3420

NUMBER

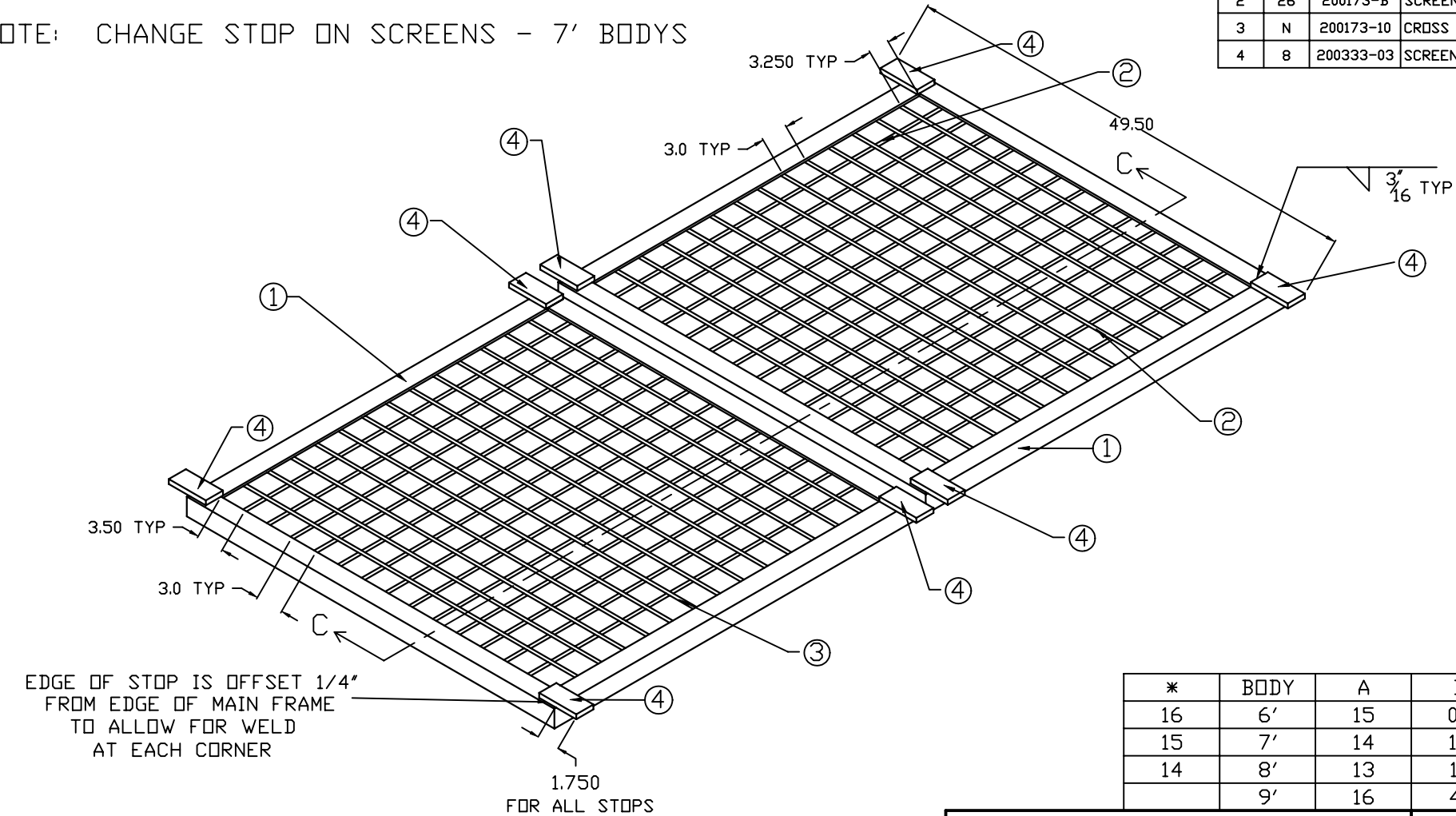
B220146-15



NOTE: 3/16" WELD SCREEN RODS AT ALL CONTACT POINTS

NOTE: CHANGE STOP ON SCREENS - 7' BODY

ITEM	QUAN	PART NO.	DESCRIPTION
1	2	200311-A	SCREEN FRAME ANGLE
2	26	200173-B	SCREEN ROD
3	N	200173-10	CROSS ROD
4	8	200333-03	SCREEN STOP



EDGE OF STOP IS OFFSET 1/4"  
FROM EDGE OF MAIN FRAME  
TO ALLOW FOR WELD  
AT EACH CORNER

1.750  
FOR ALL STOPS

*	BODY	A	B	N
16	6'	15	09	18
15	7'	14	15	22
14	8'	13	10	26
	9'	16	41	30

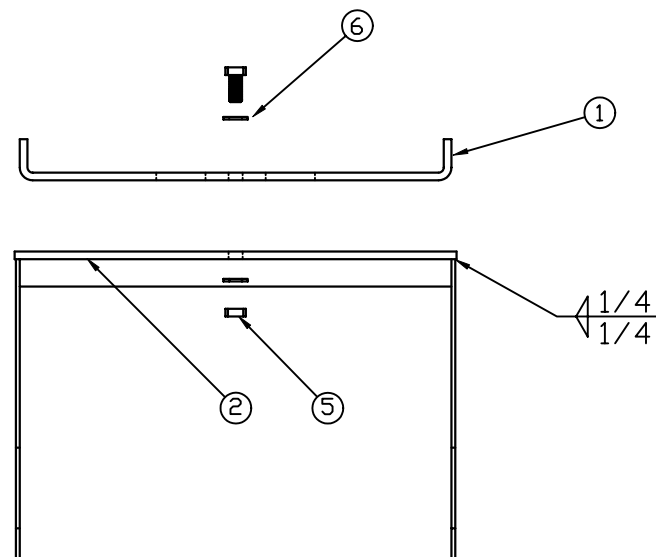
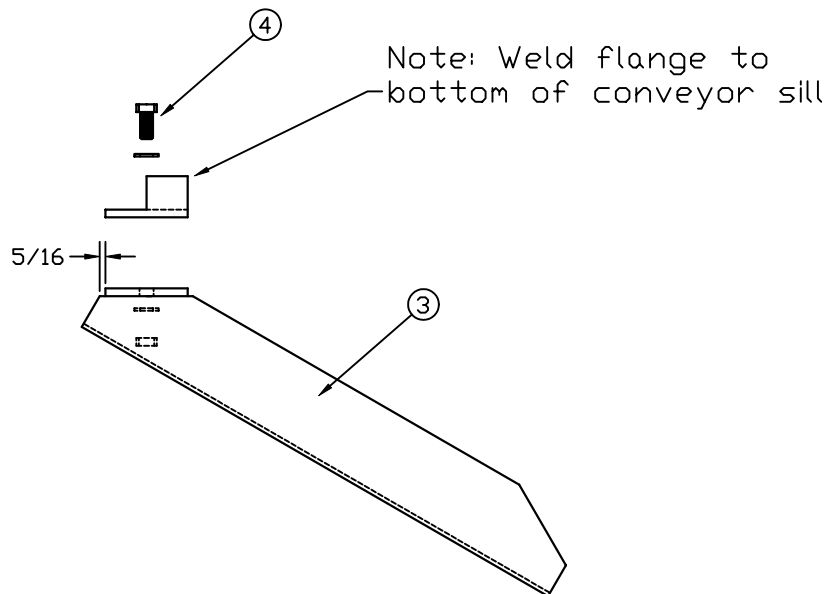


SECTION C-C  
(8' ASM SHOWN)

<b>FONTAINE BODY &amp; HOIST CO.</b> <i>COLLINS, MISSISSIPPI</i>	SCALE 1=12	REQ'D.
	DRAWN GF	DATE 7-30-93
	CHECKED	DATE
	FOR 50" WIDE PICK-UP SPRDR	
NAME HEAVY-DUTY SCREEN ASM		
MATERIAL	NUMBER 220134-*	


REVISED 10/11/93 GF ADDED CHART FOR ALL BODY LENGTHS.  
REVISED 10/4/93 GF ITEM #2 WAS PART NO. 200330-08  
REVISED 8/16/93 GF CHG'D ALL RODS TO SAME LENGTH.

ITEM	QTY.	PART NO.	DESCRIPTION
1	1	200319-12	Top Mnt. Bar
2	1	200319-13	Lower Mnt. Bar
3	1	200544-06	Windrow Chute
4	1	FF-50208	Capscrew 5/8"x 1-3/4" GR8
5	1	FF-50204	Nut - Stover Lock 5/8"
6	2	FF-50168	Washer Fl. 5/8"



UNLESS OTHERWISE SPECIFIED, ALL WELDS TO BE CONTINUOUS. SIZE OF WELD TO BE AT LEAST THE THICKNESS OF THE THINNER OF THE ADJACENT METALS.

TOLERANCE-UNLESS OTHERWISE SPECIFIED.  
DECIMAL ± FRACTIONAL ± ANGULAR ±

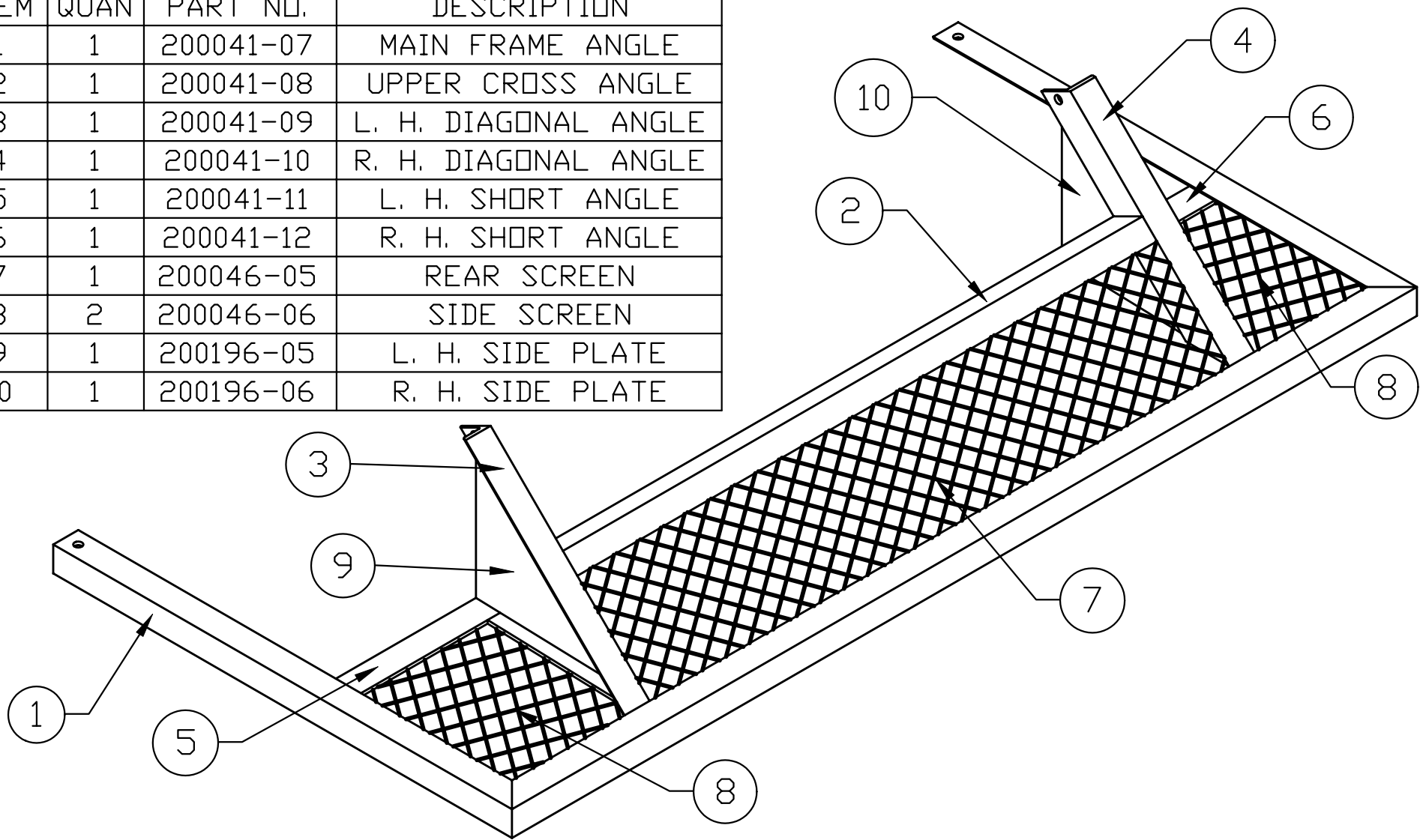
OP. #	OPERATION	MACH #	QTY.	CLK #	DATE	W/O#		SCALE	REQ'D.	
						DATE				
						QTY.		NAME		
						DEST.		MATERIAL		
									FOR	
									NUMBER	
								1/10		
								DRAWN JS	DATE 10-2-90	
								CHECKED	DATE	
									AC1820	
									220132-05	

Windrow Chute Weldment

AC1820

220132-05

ITEM	QUAN	PART NO.	DESCRIPTION
1	1	200041-07	MAIN FRAME ANGLE
2	1	200041-08	UPPER CROSS ANGLE
3	1	200041-09	L. H. DIAGONAL ANGLE
4	1	200041-10	R. H. DIAGONAL ANGLE
5	1	200041-11	L. H. SHORT ANGLE
6	1	200041-12	R. H. SHORT ANGLE
7	1	200046-05	REAR SCREEN
8	2	200046-06	SIDE SCREEN
9	1	200196-05	L. H. SIDE PLATE
10	1	200196-06	R. H. SIDE PLATE



UNLESS OTHERWISE SPECIFIED, ALL WELDS TO BE CONTINUOUS. SIZE OF WELD TO BE AT LEAST THE THICKNESS OF THE THINNER OF THE ADJACENT METALS.

TOLERANCE-UNLESS OTHERWISE SPECIFIED.

DECIMAL

±

FRACTIONAL ±

ANGULAR

±

OP. #	OPERATION	MACH #	QTY.	CLK #	DATE	W/O#
						DATE
						QTY.
						DEST.



NAME

SPINNER GUARD WELDMENT

MATERIAL

SCALE

1=8

REQ'D.

DRAWN

GF

DATE

10-25-93

CHECKED

DATE

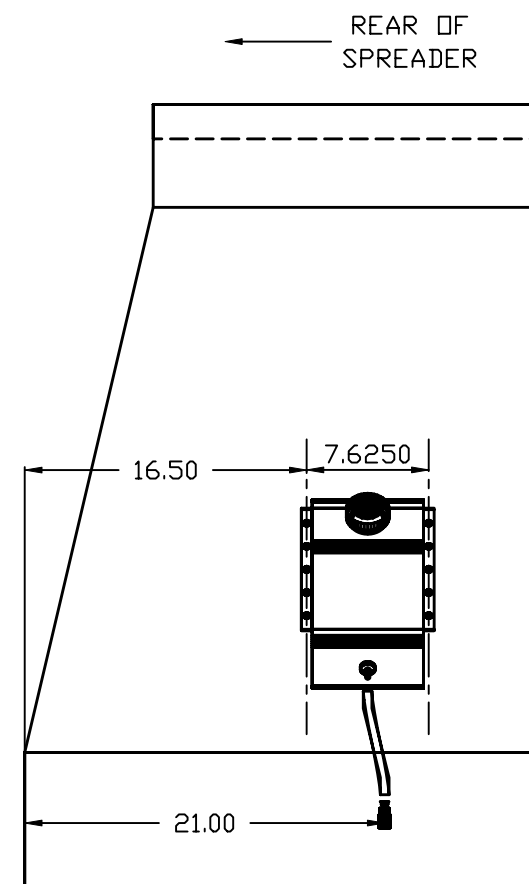
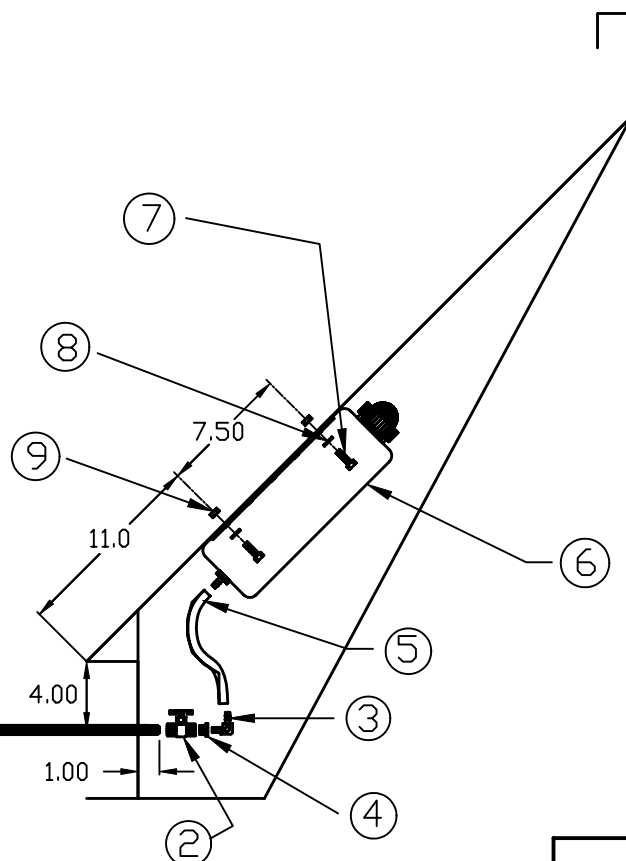
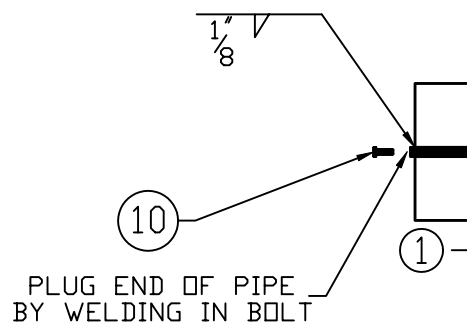
FOR

LS-3420

NUMBER

220101-10

ITEM	REQ'D	PART NO.	DESCRIPTION
1	1	200146-A	OILER PIPE
2	1	FHV-00278	1/4" NEEDLE VALVE
3	1	FHF-00434	1/4" ELBOW FITTING
4	1	FHF-50019	1/4" x 1/8" BUSHING
5	1 FT.	FHH-00096	1/4" LP HOSE
6	1	FM-00875	5 QT. TANK CAP & CONNECTOR
7	4	FF-00067	5/16" X 3/4" NC HEX HD C/S
8	4	FF-00068	5/16 FLAT WASHER
9	4	FF-00063	5/16" NC KEP NUT
10	1	FF-00032	1/4" X 3/4" NC HEX HD C/S



NAME

CHAIN OILER ASSEMBLY

MATERIAL

SCALE

1=8

REQ'D.

DRAWN

GF

DATE

1-28-91

CHECKED

DATE

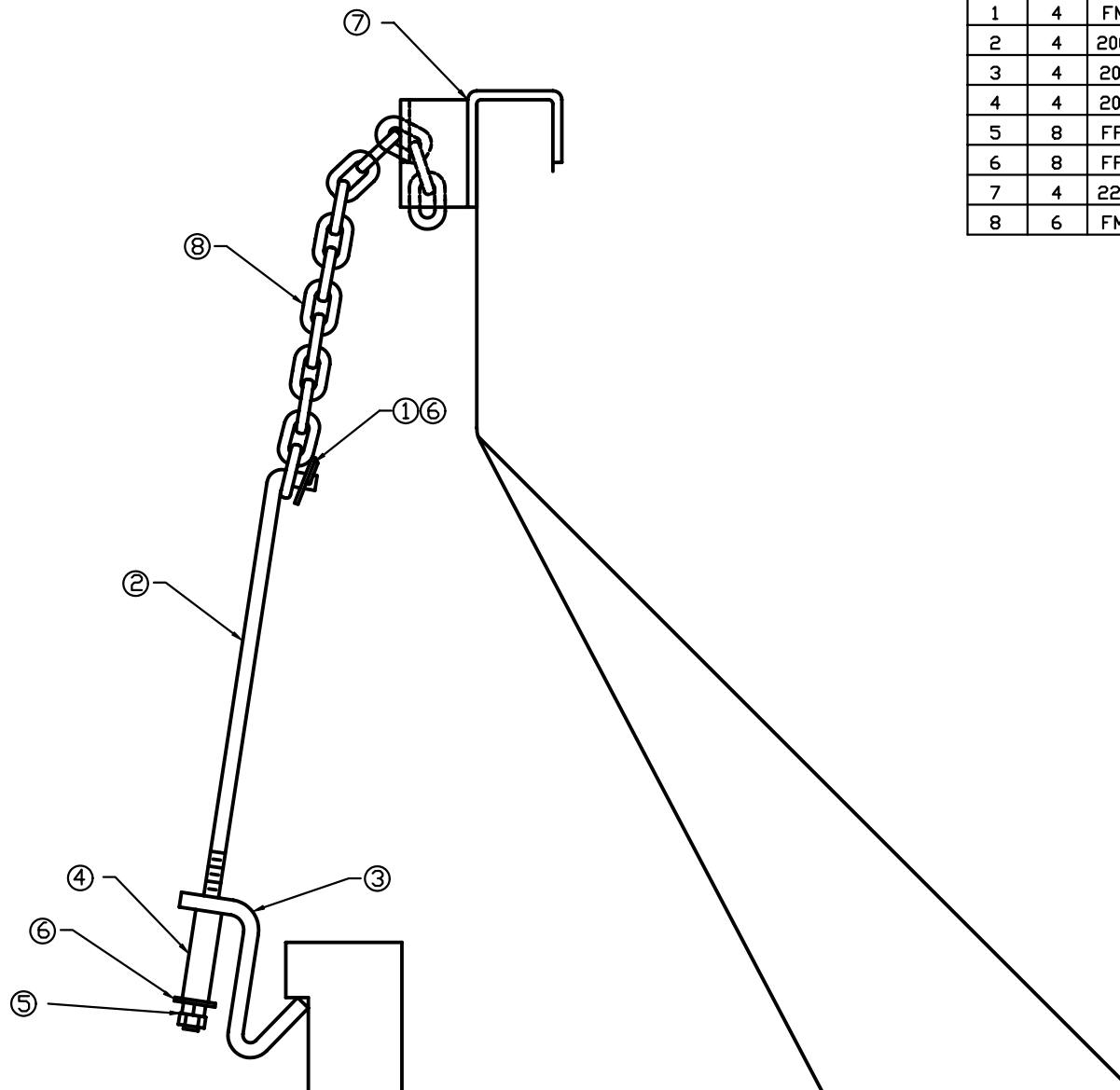
FOR  
"AC" & "E/AC"

NUMBER

220087-\*

*	WIDTH	A
02	24"	03
04	30"	04

ITEM	QUAN	PART NO.	DESCRIPTION
1	4	FM-00518	HITCH PIN
2	4	200440-03	HOLD-DOWN ROD
3	4	200148-01	LOWER BRACKET
4	4	200147-01	SPACER PIPE
5	8	FF-00086	1/2" N.C. NUT
6	8	FF-00089	1/2" FLAT WASHER
7	4	220073-01	UPPER BRACKET ASSEMBLY
8	6	FM-50004	5/16" CHAIN (4 PCS @ 1' 6" EA)

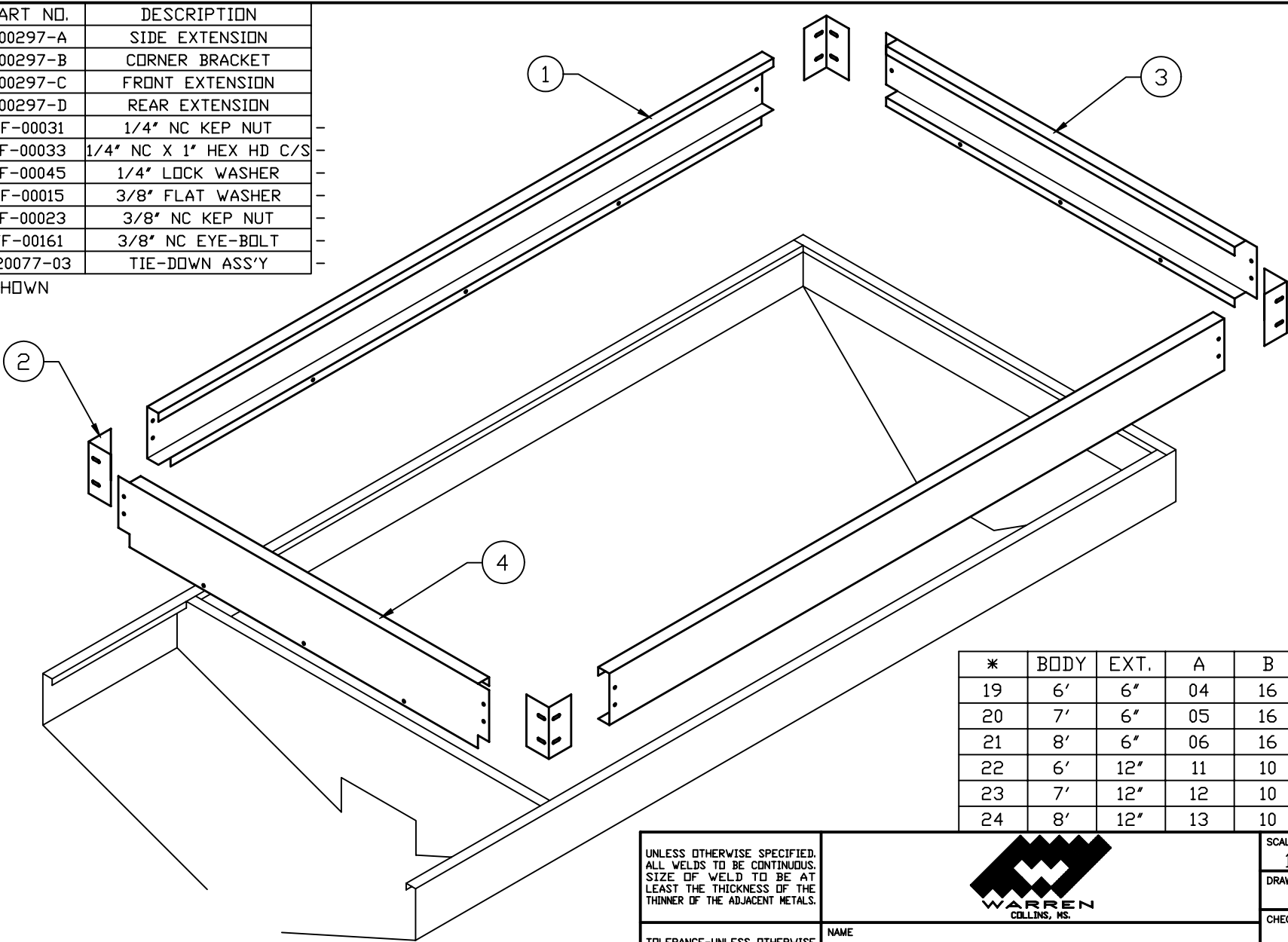


E.C.D. #927 2/22/91 GF REDRAWN W/CHG'S

OP. #	OPERATION	MACH #	QTY.	CLK #	DATE	W/O#	<b>FONTAINE BODY &amp; HOIST CO.</b> COLLINS, MISSISSIPPI	SCALE 1=4	REQ'D.
						DATE		DRAWN GF	DATE 2-18-91
						QTY.		CHECKED	DATE
						DEST.		FOR AC-2420A	
							MATERIAL	NUMBER 220077-01	

ITEM	QUAN	PART NO.	DESCRIPTION
1	2	200297-A	SIDE EXTENSION
2	4	200297-B	CORNER BRACKET
3	1	200297-C	FRONT EXTENSION
4	1	200297-D	REAR EXTENSION
5	28	FF-00031	1/4" NC KEP NUT
6	28	FF-00033	1/4" NC X 1" HEX HD C/S
7	16	FF-00045	1/4" LOCK WASHER
8	2	FF-00015	3/8" FLAT WASHER
9	2	FF-00023	3/8" NC KEP NUT
10	2	FF-00161	3/8" NC EYE-BOLT
11	2	220077-03	TIE-DOWN ASS'Y

- ITEM NOT SHOWN



*	BODY	EXT.	A	B	C	D
19	6'	6"	04	16	25	26
20	7'	6"	05	16	25	26
21	8'	6"	06	16	25	26
22	6'	12"	11	10	27	28
23	7'	12"	12	10	27	28
24	8'	12"	13	10	27	28

UNLESS OTHERWISE SPECIFIED.  
ALL WELDS TO BE CONTINUOUS.  
SIZE OF WELD TO BE AT  
LEAST THE THICKNESS OF THE  
THINNER OF THE ADJACENT METALS.

TOLERANCE-UNLESS OTHERWISE  
SPECIFIED.

DECIMAL ±  
FRACTIONAL ±  
ANGULAR ±



NAME  
BOLT-ON HOPPER EXTENSIONS

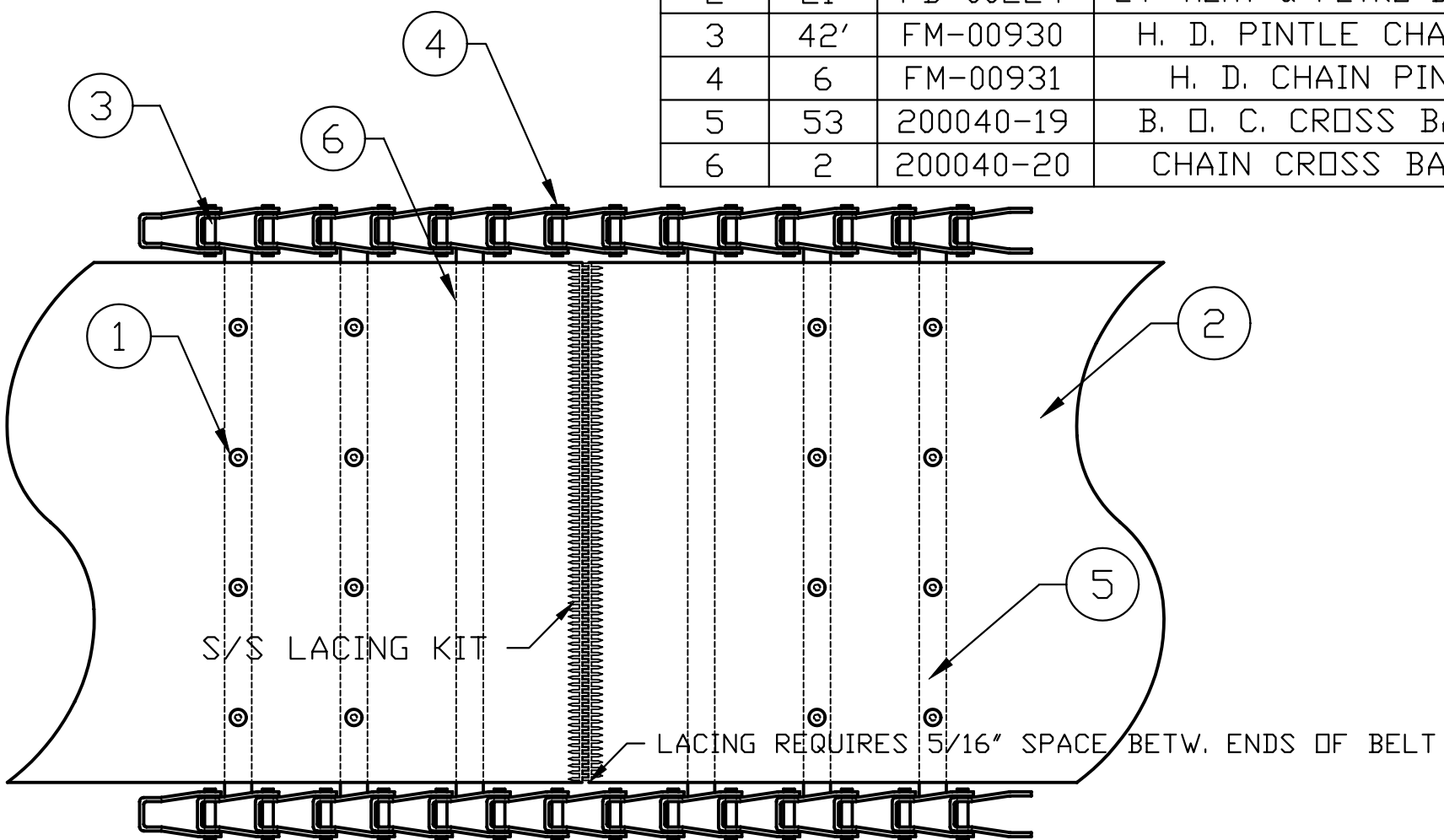
MATERIAL

SCALE 1=12	REQ'D.
DRAWN GF	DATE 8-30-95
CHECKED	DATE
FOR PICK-UP SPRDRS	NUMBER 220076-*

NOTE: (2) TIE-DOWN ASS'Y ARE INCLUDED FOR SECURING BODY.

REVISED 11/29/94 GF ADD CHAIN PIN & CHG PINTLE CHAIN.  
REVISED 8/23/95 GF CHG'D QUAN of ITEM #1.


ITEM	QUAN	PART NO.	DESCRIPTION
1	212	FB-00172	BELT RIVET
2	21'	FB-00224	24" HEAT & PETRO BELT
3	42'	FM-00930	H. D. PINTLE CHAIN
4	6	FM-00931	H. D. CHAIN PIN
5	53	200040-19	B. D. C. CROSS BAR
6	2	200040-20	CHAIN CROSS BAR



UNLESS OTHERWISE SPECIFIED, ALL WELDS TO BE CONTINUOUS. SIZE OF WELD TO BE AT LEAST THE THICKNESS OF THE THINNER OF THE ADJACENT METALS.

TOLERANCE-UNLESS OTHERWISE SPECIFIED.  
DECIMAL ± FRACTIONAL ± ANGULAR ±

OP. #	OPERATION	MACH #	QTY.	CLK #	DATE	W/O#
						DATE
						QTY.
						DEST.



WARREN  
COLLINS, MS.

NAME  
#4 B. D. C. SPLICING ASS'Y  
(252" OVERALL LENGTH)

MATERIAL

SCALE 1=8	REQ'D.
DRAWN GF	DATE 10-20-94
CHECKED	DATE
FOR INDIANAPOLIS	
NUMBER A220069-90I	

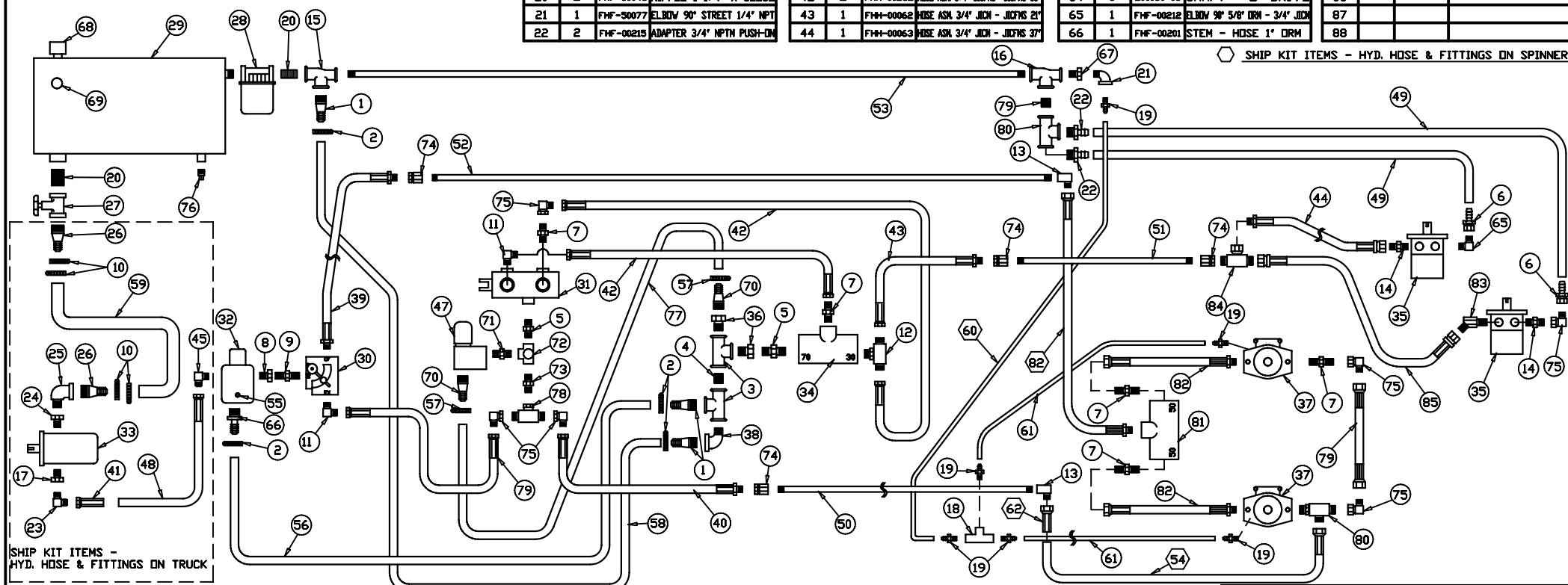
BODY LENGTH	MM	A SPINNER RETURN	B CONVEYOR PRESSURE	C SPINNER PRESSURE	D RETURN LINE 1"
8'	43	01SR	01CP	01SP	01
9'	44	02SR	02CP	02SP	02
10'	45	03SR	03CP	03SP	03
11'	46	04SR	04CP	04SP	04
12'	47	05SR	05CP	05SP	05
13'	48	06SR	06CP	06SP	06
14'	49	07SR	07CP	07SP	07
15'	50	08SR	08CP	08SP	08
16'	51	09SR	09CP	09SP	09
17'	52	10SR	10CP	10SP	10
18'	53	11SR	11CP	11SP	11
19'	54	12SR	12CP	12SP	12
20'	55	13SR	13CP	13SP	13

ITEM	QUAN	PART NO.	DESCRIPTION
1	3	FHF-00199	NIPPLE, KING - 1"
2	4	FHF-00227	CLAMP, HOSE - 1" S/S
3	2	FHF-50059	TEE - 1" NPT
4	1	FHF-50043	NIPPLE, PIPE - 1" CLOSE
5	2	FHF-00202	ADAPTER 3/4" ORN - 3/4" NPTM
6	2	FHF-00216	CONNECTOR 3/4" JICFM PUSH-IN
7	5	FHF-00203	ADAPTER 3/4" ORN - 3/4" JICM
8	1	FHF-00207	BUSHING 1" ORN - 3/4" ORFM
9	1	FHF-00208	UNION 3/4" ORN - 3/4" ORM
10	4	FHF-00228	CLAMP, HOSE - 1 1/4"
11	2	FHF-00209	ELBOW 90° 3/4" ORN - 3/4" JICM
12	1	FHF-00213	TEE 3/4" JICM - JICM - ORN
13	2	FHF-00465	ELBOW - 90° 3/4" NPTM x JICM
14	2	FHF-00204	ADAPTER 5/8" ORN - 3/4" JICM
15	1	FHF-00219	TEE 1 1/4" - 1" - 1" NPT
16	1	FHF-00220	TEE 1" - 1/2" - 3/4" NPT
17	1	FHF-00270	BUSHING - 1 1/4" ORN x 1" NPTM
18	1	FHF-00221	TEE - 1 1/4" NPT
19	6	FHF-00217	ADAPTER 1/4" MALE HOSE END PUSH-IN
20	2	FHF-50045	NIPPLE 1 1/4" X CLOSE
21	1	FHF-50077	ELBOW 90° STREET 1 1/4" NPT
22	2	FHF-00215	ADAPTER 3/4" NPTM PUSH-IN

ITEM	QUAN	PART NO.	DESCRIPTION
23	1	FHF-50247	ELBOW 90° 1" NPTM - 1" JICM
24	1	FHF-00253	ADAPTER 1 1/4" ORN - 1 1/4" NPTM
25	1	FHF-50082	ELBOW 90° STREET 1 1/4" NPT
26	2	FHF-50124	NIPPLE, KING - 1 1/4"
27	1	FHV-00129	VALVE - 1 1/4" GATE
28	1	FHF-00250	FILTER ASSEMBLY
29	1	220021-01	RESERVOIR - HYD. OIL
30	1	FHV-00134	VALVE - SPINNER CONTROL
31	1	FHV-00261	VALVE, SELECTOR
32	1	FHV-00133	VALVE, RELIEF
33	1	FHF-50039	PUMP, HYD. 1 1/2" - DIRECT MT.
34	1	FHV-00132	VALVE - FLOW DIVIDER 70/30
35	2	FHM-00113	MOTOR, HYD. - 2"
36	2	FHF-50010	BUSHING 1" NPTM - 3/4" NPTFM
37	2	FHM-00088	MOTOR - HYD. SPINNER 1 1/2"
38	1	FHF-50080	ELBOW 90° STREET 1"
39	1	FHH-00248	HOSE ASN 3/4" ORN - JICM x 23'
40	1	FHH-00254	HOSE ASN 3/4" JICM - JICFM x 30'
41	1	FHF-00229	FITTING HOSE - 1" JICFM REUSABLE
42	2	FHH-00252	HOSE ASN 3/4" JICFM - JICFM 35'
43	1	FHH-00062	HOSE ASN 3/4" JICM - JICFM 21'
44	1	FHH-00063	HOSE ASN 3/4" JICM - JICFM 37'

ITEM	QUAN	PART NO.	DESCRIPTION
45	1	FHF-00210	ELBOW 90° 1" ORN - 1" JICM
46			
47	1	FHV-00249	DUMP VALVE
48	1	FHH-00251	HOSE 1" JICFM ONE END ONLY 84'
49	2	FHH-00098	HOSE - 3/4" LOW PRESSURE 30'
50	1	200825-A	3/4" SCH 40 RP. - SPINNER RETURN
51	1	200825-B	3/4" SCH 40 RP. - CONV. PRESSURE
52	1	200825-C	3/4" SCH 40 RP. - SPINNER PRESSURE
53	1	200826-D	1" SCH 40 RP. - RETURN LINE
54	1	FHH-00141	HOSE ASN - 3/4" x 12' JICFM ONE END ONLY
55	1	FHF-50031	PLUG - PIPE 1 1/4"
56	1	FHH-00095	HOSE - 1" LOW PRESSURE x 19'
57	2	FHF-00278	CLAMP, HOSE - 3/4"
58	1	FHH-00095	HOSE - 1" LOW PRESSURE x 52'
59	1	FHH-00121	HOSE - 1 1/4" SUCTION x 84'
60	1	FHH-00096	HOSE - 1 1/4" LOW PRESSURE x 51'
61	2	FHH-00096	HOSE - 1 1/4" LOW PRESSURE x 36'
62	1	FHF-00254	HOSE END - REUSABLE 3/4" JICFM
63	1	FHM-00513	GEAR BOX - 64 REB. CONVEYOR
64	1	200060-05	SHAFT - 2" DRIVE
65	1	FHF-00212	ELBOW 90° 5/8" ORN - 3/4" JICM
66	1	FHF-00201	STEM - HOSE 1" ORN

ITEM	QUAN	PART NO.	DESCRIPTION
67	1	FHF-50017	BUSHING 1/2" MALE - 1/4" NPTM
68	1	FHF-50023	CAP - OIL
69	1	FHF-00235	GAUGE - SIGHT
70	2	FHF-00236	KING NIPPLE - 3/4" NPT
71	1	FHF-00303	ADAPTER - 3/4" NPT - 3/4" NPT
72	1	FHF-00301	TEE - 3/4" NPT H.D.
73	1	FHF-00252	ADAPTER - 3/4" NPT - 3/4" JICM
74	4	FHF-00464	ADAPTER - 3/4" NPTM x JICFM
75	6	FHF-00246	ELBOW - 3/4" JICFM x 3/4" JICM
76	1	FHF-50029	PLUG - PIPE 1/2"
77	1	FHH-00098	HOSE - 3/4" LOW PRESSURE x 19'
78	1	FHF-00248	TEE - 3/4" JICM x 3/4" JICM x 3/4" JICFM
79	2	FHH-00253	HOSE ASN 3/4" JICFM x JICFM x 25'
80	1	FHF-00214	TEE - 3/4" JICM x 3/4" ORN x 3/4" JICM
81	1	FHH-00131	VALVE - B50 50/50
82	3	FHH-00064	HOSE ASN 3/4" ORN x JICFM x 28'
83	1	FHF-00247	ELBOW 45° 5/8" ORN - 3/4" JICM
84	1	FHF-00248	TEE - 3/4" JICM x JICM x JICFM
85	1	FHH-00104	HOSE ASN 3/4" JICFM - JICFM 37'
86			
87			
88			

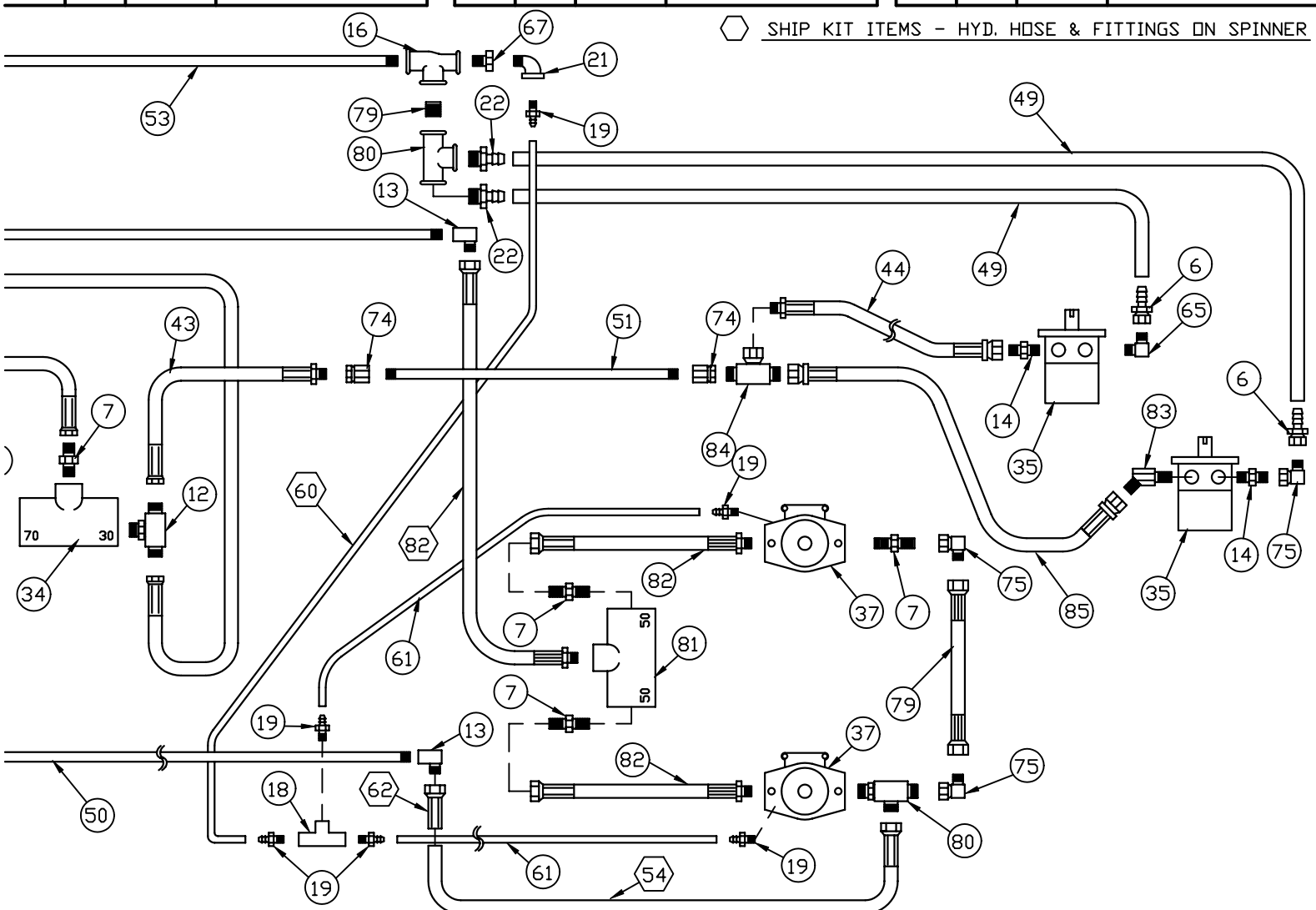




ITEM	QUAN	PART NO.	DESCRIPTION
23	1	FHF-50247	ELBOW 90° 1" NPTM - 1" JICM
24	1	FHF-00253	ADAPTER 1 1/4" DRM - 1 1/4" NPTFM
25	1	FHF-50082	ELBOW 90° STREET 1 1/4" NPT
26	2	FHF-50124	NIPPLE, KING - 1 1/4"
27	1	FHV-00129	VALVE - 1 1/4" GATE
28	1	FHF-00250	FILTER ASSEMBLY
29	1	220021-01	RESERVOIR - HYD. OIL
30	1	FHV-00134	VALVE - SPINNER CONTROL
31	1	FHV-00261	VALVE, SELECTOR
32	1	FHV-00133	VALVE, RELIEF
33	1	FHP-50039	PUMP, HYD. 1 1/2" - DIRECT MT.
34	1	FHV-00132	VALVE - FLOW DIVIDER 70/30
35	2	FHM-00113	MOTOR, HYD. - 2"
36	2	FHF-50010	BUSHING 1" NPTM - 3/4" NPTFM
37	2	FHM-00088	MOTOR - HYD. SPINNER 1 1/2"
38	1	FHF-50080	ELBOW 90° STREET 1"
39	1	FHH-00248	HOSE ASM. 3/4" DRM - JICM X 23'
40	1	FHH-00254	HOSE ASM. 3/4" JICM - JICFMS X 50'
41	1	FHF-00229	FITTING HOSE - 1" JICFMS REUSABLE
42	2	FHH-00252	HOSE ASM. 3/4" JICFMS - JICFMS 35'
43	1	FHH-00062	HOSE ASM. 3/4" JICM - JICFMS 21'
44	1	FHH-00063	HOSE ASM. 3/4" JICM - JICFMS 37'

ITEM	QUAN	PART NO.	DESCRIPTION
45	1	FHF-00210	ELBOW 90° 1" DRM - 1" JICM
46			
47	1	FHV-00249	DUMP VALVE
48	1	FHH-00251	HOSE 1" JICFMS ONE END ONLY 84'
49	2	FHH-00098	HOSE - 3/4" LOW PRESSURE 30'
50	1	200825-A	3/4" SCH. 80 B.P. - SPINNER RETURN
51	1	200825-B	3/4" SCH. 80 B.P. - CONV. PRESSURE
52	1	200825-C	3/4" SCH. 80 B.P. - SPINNER PRESSURE
53	1	200826-D	1" SCH. 40 B.P. - RETURN LINE
54	1	FHH-00141	HOSE ASMEN - 3/4" x 72" JICFMS ONE END ONLY
55	1	FHF-50031	PLUG - PIPE 1/4"
56	1	FHH-00095	HOSE - 1" LOW PRESSURE x 19'
57	2	FHF-00278	CLAMP, HOSE - 3/4"
58	1	FHH-00095	HOSE - 1" LOW PRESSURE x 52'
59	1	FHH-00121	HOSE - 1 1/4" SUCTION x 84'
60	1	FHH-00096	HOSE - 1/4" LOW PRESSURE x 51'
61	2	FHH-00096	HOSE - 1/4" LOW PRESSURE x 36'
62	1	FHF-00254	HOSE END - REUSABLE 3/4" JICFMS
63	1	FM-00513	GEAR BOX - 6:1 RED. CONVEYOR
64	1	200060-05	SHAFT - 2" DRIVE
65	1	FHF-00212	ELBOW 90° 5/8" DRM - 3/4" JICM
66	1	FHF-00201	STEM - HOSE 1" DRM

ITEM	QUAN	PART NO.	DESCRIPTION
67	1	FHF-50017	BUSHING 1/2" MALE - 1/4" NPTFM
68	1	FM-50023	CAP - OIL
69	1	FHF-00235	GAUGE - SIGHT
70	2	FHF-00236	KING NIPPLE - 3/4" NPT
71	1	FHF-00303	ADAPTER - 3/4" NPT - 3/4" NPT
72	1	FHF-00301	TEE - 3/4" NPT H.D.
73	1	FHF-00252	ADAPTER - 3/4" NPT - 3/4" JICM
74	4	FHF-00464	ADAPTER - 3/4" NPTFM x JICFMSW
75	6	FHF-00246	ELBOW - 3/4" JICFMSW x 3/4" JICM
76	1	FHF-50029	PLUG - PIPE 1/2"
77	1	FHH-00098	HOSE - 3/4" LOW PRESSURE x 19'
78	1	FHF-00248	TEE - 3/4" JICM x 3/4" JICM x 3/4" JICFMSW
79	2	FHH-00253	HOSE ASM. 3/4" JICFMS x JICFMS x 26'
80	1	FHF-00214	TEE - 3/4" JICM x 3/4" DRM x 3/4" JICM
81	1	FHV-00131	VALVE - B50 50/50
82	3	FHH-00064	HOSE ASM. 3/4" DRM x JICFMS x 26'
83	1	FHF-00247	ELBOW 45° 5/8" DRM - 3/4" JICM
84	1	FHF-00248	TEE - 3/4" JICM x JICM x JICFMSW
85	1	FHH-00104	HOSE ASM. 3/4" JICFMS - JICFMS 37'
86			
87			
88			



SHIP KIT ITEMS - HYD. HOSE & FITTINGS ON SPINNER

UNLESS OTHERWISE SPECIFIED,  
ALL WELDS TO BE CONTINUOUS,  
SIZE OF WELD TO BE AT  
LEAST THE THICKNESS OF THE  
THINNER OF THE ADJACENT METALS.

TOLERANCE-UNLESS OTHERWISE  
SPECIFIED:

DECIMAL \*

FRACTIONAL \*

ANGULAR \*



NAME HYDRAULIC SCHEMATIC - LF UNITS  
DUAL MOTOR CONVEYOR DRIVE

MATERIAL

SCALE 1/4

REQ'D.

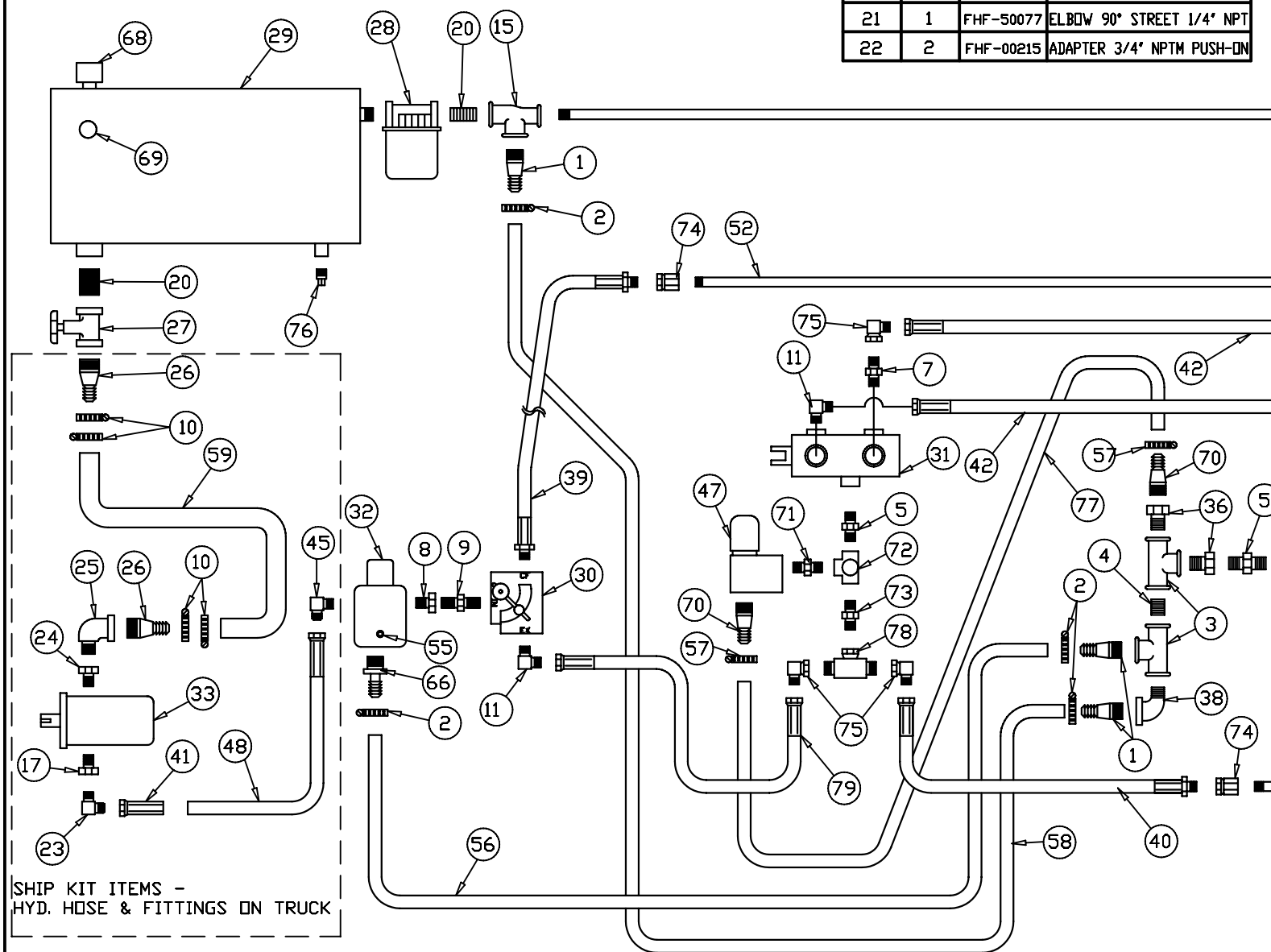
DATE 12-16-99

FOR PARALLEL SPINNER

NUMBER 220038-\*\*\*

BODY LENGTH	***	A SPINNER RETURN	B CONVEYOR PRESSURE	C SPINNER PRESSURE	D RETURN LINE 1'
8'	43	01SR	01CP	01SP	01
9'	44	02SR	02CP	02SP	02
10'	45	03SR	03CP	03SP	03
11'	46	04SR	04CP	04SP	04
12'	47	05SR	05CP	05SP	05
13'	48	06SR	06CP	06SP	06
14'	49	07SR	07CP	07SP	07
15'	50	08SR	08CP	08SP	08
16'	51	09SR	09CP	09SP	09
17'	52	10SR	10CP	10SP	10
18'	53	11SR	11CP	11SP	11
19'	54	12SR	12CP	12SP	12
20'	55	13SR	13CP	13SP	13

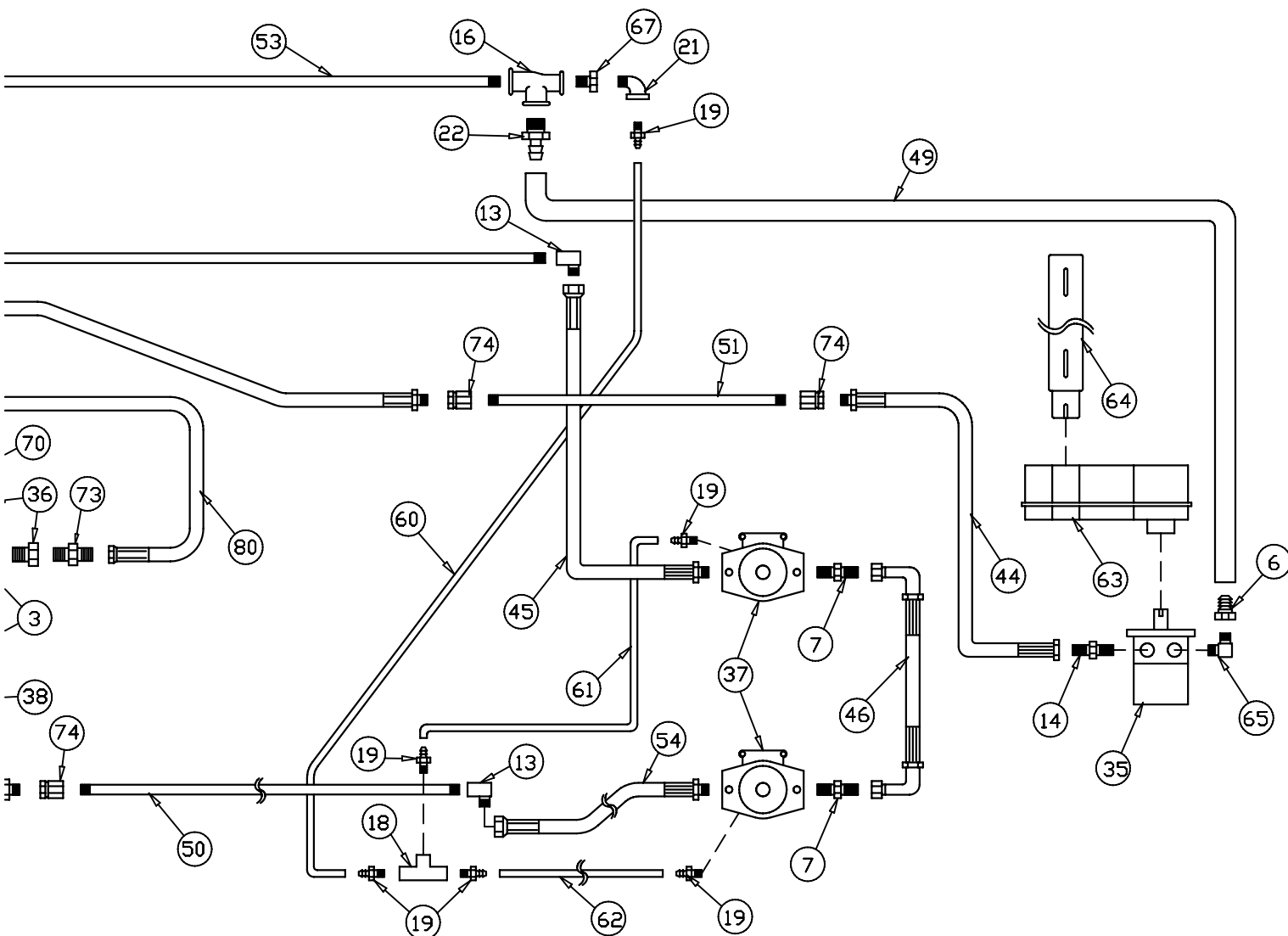
ITEM	QUAN	PART NO.	DESCRIPTION
1	3	FHF-00199	NIPPLE, KING - 1'
2	4	FHF-00227	CLAMP, HOSE - 1' S/S
3	2	FHF-50055	TEE - 1" NPT
4	1	FHF-50043	NIPPLE, PIPE - 1' CLOSE
5	2	FHF-00202	ADAPTER 3/4" DRN - 3/4" NPTM
6	2	FHF-00216	CONNECTOR 3/4" JICFM PUSH-ON
7	5	FHF-00203	ADAPTER 3/4" DRN - 3/4" JICM
8	1	FHF-00207	BUSHING 1" DRN - 3/4" DRFM
9	1	FHF-00208	UNION 3/4" DRN - 3/4" DRM
10	4	FHF-00228	CLAMP, HOSE - 1 1/4"
11	2	FHF-00209	ELBOW 90° 3/4" DRN - 3/4" JICM
12	1	FHF-00213	TEE 3/4" JICM - JICM - DRM
13	2	FHF-00465	ELBOW - 90° 3/4 NPTFM x JICM
14	2	FHF-00204	ADAPTER 5/8" DRN - 3/4" JICM
15	1	FHF-00219	TEE 1 1/4" - 1" - 1" NPT
16	1	FHF-00220	TEE 1" - 1/2" - 3/4" NPT
17	1	FHF-00270	BUSHING - 1 1/4 DRN x 1 NPTFM
18	1	FHF-00221	TEE - 1/4" NPT
19	6	FHF-00217	ADAPTER 1/4" MALE HOSE END PUSH-ON
20	2	FHF-50045	NIPPLE 1 1/4" X CLOSE
21	1	FHF-50077	ELBOW 90° STREET 1/4" NPT
22	2	FHF-00215	ADAPTER 3/4" NPTM PUSH-ON



ITEM	QUAN	PART NO.	DESCRIPTION
21	1	FHF-00224	ELBOW 90° STREET 1/4" NPT
22	1	FHF-00215	ADAPTER 3/4" NPTM PUSH-ON
23	2	FHF-00210	ELBOW 90° 1" DRN - 1" JICM
24	1	FHF-00253	ADAPTER 1 1/4" DRN - 1 1/4" NPTFM
25	1	FHF-50082	ELBOW 90° STREET 1 1/4" NPT
26	2	FHF-50124	NIPPLE, KING - 1 1/4"
27	1	FHV-00129	VALVE - 1 1/4" GATE
28	1	FHF-00250	FILTER ASSEMBLY
29	1	220021-01	RESERVOIR - HYD. OIL
30	2	FHV-00134	VALVE - SPINNER CONTROL
31			
32	1	FHV-00133	VALVE, RELIEF
33	1	FHP-50039	PUMP, HYD. 1 1/2" - DIRECT MT.
34			
35	1	FHM-00113	MOTOR, HYD. - 2"
36	2	FHF-00315	BUSHING 1" NPTM - 3/4" NPTFM
37	2	FHM-00088	MOTOR - HYD. SPINNER 1 1/2"
38	1	FHF-00243	ELBOW 90° STREET 1"
39	1	FHH-00059	HOSE ASM. 3/4" DRN - JICFM x 23'
40	1	FHH-00060	HOSE ASM. 3/4" JICM - JICFM x 35'

ITEM	QUAN	PART NO.	DESCRIPTION
41	1	FHF-00229	FITTING HOSE - 1" JICFMS REUSABLE
42	1	FHH-00061	HOSE ASM. 3/4" JICFM - JICFM 34'
43			
44	1	FHH-00063	HOSE ASM. 3/4" JICM - JICFM 37'
45	1	FHH-00102	HOSE ASM. 3/4" DRN - JICFM 59'
46	1	FHH-00100	HOSE ASM. - 3/4" 90° TUBE ENDS
47	1	FHV-00249	DUMP VALVE
48	1	FHH-00251	HOSE 1" JICFMS ONE END ONLY 84'
49	1	FHH-00098	HOSE - 3/4" LOW PRESSURE 26'
50	1	200825-A	3/4" SCH. 80 B.P. - SPINNER RETURN
51	1	200825-B	3/4" SCH. 80 B.P. - CONV. PRESSURE
52	1	200825-C	3/4" SCH. 80 B.P. - SPINNER PRESSURE
53	1	200826-D	1" SCH. 40 B.P. - RETURN LINE
54			
55	1	FHF-00244	PLUG - PIPE 1/4"
56	1	FHH-00095	HOSE - 1" LOW PRESSURE x 21'
57			
58	1	FHH-00095	HOSE - 1" LOW PRESSURE x 61'
59	1	FHH-00121	HOSE - 1 1/4" SUCTION x 72'
60	1	FHH-00096	HOSE - 1/4" LOW PRESSURE x 51'

ITEM	QUAN	PART NO.	DESCRIPTION
61	1	FHH-00096	HOSE - 1/4" LOW PRESSURE x 36'
62	1	FHH-00096	HOSE - 1/4" LOW PRESSURE x 27'
63	1	FM-00513	GEAR BOX - 6:1 RED. CONVEYOR
64	1	200060-05	SHAFT - 2" DRIVE
65	1	FHF-00212	ELBOW 90° 5/8" DRN - 3/4" JICM
66	1	FHF-00201	STEM - HOSE 3/4" DRN - 3/4" JICM
67	1	FHF-00226	BUSHING 1/2" MALE - 1/4" NPTFM
68	1	FM-50023	CAP - OIL
69	1	FHF-00235	GAUGE - SIGHT
70	2	FHF-00236	KING NIPPLE - 3/4" NPT
71	1	FHF-00303	ADAPTER - 3/4" NPT - 3/4" NPT
72	1	FHF-00301	TEE - 3/4" NPT H.D.
73	2	FHF-00252	ADAPTER - 3/4" NPT - 3/4" JICM
74	4	FHF-00464	ADAPTER - 3/4" NPTFM x JICFMSW
75	2	FHF-00246	ELBOW -3/4" JICFMSW x 3/4" JICM
76	1	FHF-00192	PLUG - PIPE 1/2"
77	1	FHH-00098	HOSE - 3/4" LOW PRESSURE x 18'
78	1	FHF-00248	TEE - 3/4" JICM x 3/4" JICM x 3/4" JICFMSW
79			
80			



UNLESS OTHERWISE SPECIFIED  
ALL WELDS TO BE CONTINUOUS.  
SIZE OF WELD TO BE AT  
LEAST THE THICKNESS OF THE  
THINNER OF THE ADJACENT METALS.

TOLERANCE-UNLESS OTHERWISE  
SPECIFIED  
DECIMAL \*  
FRACTIONAL \*  
ANGULAR \*

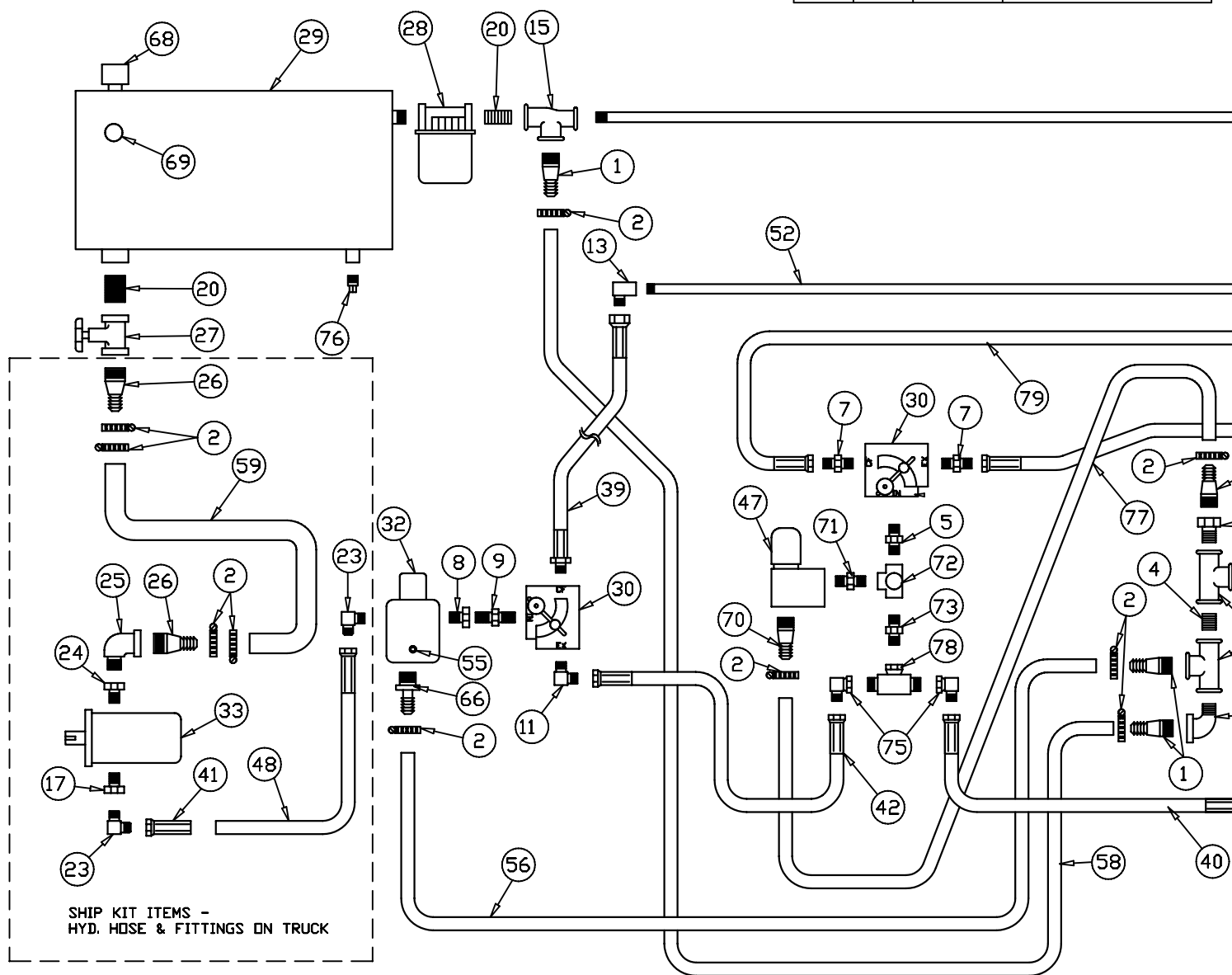


NAME HYDRAULIC SCHEMATIC  
W/SPINNER & CONVEYOR SPEED CONTROL  
MATERIAL

SCALE 1/4  
DRAWN LRD  
CHECKED  
DATE 12-7-99  
FOR LF UNITS  
NUMBER 220038-11.11

BODY LENGTH	***	A SPINNER RETURN	B CONVEYOR PRESSURE	C SPINNER PRESSURE	D RETURN LINE 1'
8'	30	01SR	01CP	01SP	01
9'	31	02SR	02CP	02SP	02
10'	32	03SR	03CP	03SP	03
11'	33	04SR	04CP	04SP	04
12'	34	05SR	05CP	05SP	05
13'	35	06SR	06CP	06SP	06
14'	36	07SR	07CP	07SP	07
15'	37	08SR	08CP	08SP	08
16'	38	09SR	09CP	09SP	09
17'	39	10SR	10CP	10SP	10
18'	40	11SR	11CP	11SP	11
19'	41	12SR	12CP	12SP	12
20'	42	13SR	13CP	13SP	13

ITEM	QUAN	PART NO.	DESCRIPTION
1	3	FHF-00199	NIPPLE, KING - 1'
2	10	FHF-00227	CLAMP, HOSE - 1' S/S
3	2	FHF-00218	TEE - 1" NPT
4	1	FHF-00222	NIPPLE, PIPE - 1' X 3'
5	2	FHF-00202	ADAPTER 3/4" DRN - 3/4" NPTM
6	1	FHF-00216	CONNECTOR 3/4" JICFM PUSH-ON
7	4	FHF-00203	ADAPTER 3/4" DRN - 3/4" JICM
8	1	FHF-00207	BUSHING 1" DRN - 3/4" DRFM
9	1	FHF-00208	UNION 3/4" DRN - 3/4" DRM
10			
11	1	FHF-00209	ELBOW 90° 3/4" DRN - 3/4" JICM
12			
13	3	FHF-00465	ELBOW - 90° 3/4 NPTFM x JICM
14	1	FHF-00204	ADAPTER 5/8" DRN - 3/4" JICM
15	1	FHF-00219	TEE 1 1/4" - 1" - 1" NPT
16	1	FHF-00220	TEE 1" - 1/2" - 3/4" NPT
17	1	FHF-00270	BUSHING - 1 1/4 DRN x 1 NPTFM
18	1	FHF-00221	TEE - 1/4" NPT
19	6	FHF-00217	ADAPTER 1/4" MALE HOSE END PUSH-ON
20	2	FHF-00223	NIPPLE 1 1/4" X 3" PIPE



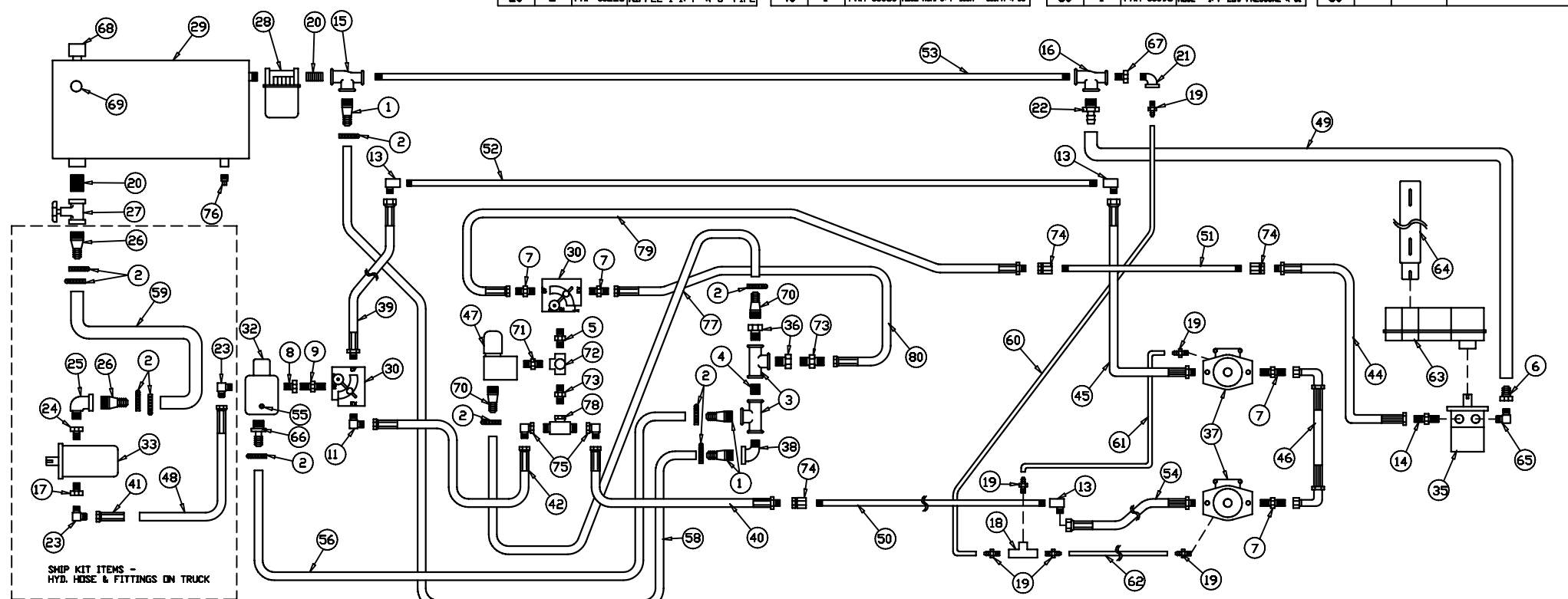
BODY LENGTH	IN	A SPINNER RETURN	B CONVEYOR PRESSURE	C SPINNER PRESSURE	D RETURN LINE 1"
8'	30	01SR	01CP	01SP	01
9'	31	02SR	02CP	02SP	02
10'	32	03SR	03CP	03SP	03
11'	33	04SR	04CP	04SP	04
12'	34	05SR	05CP	05SP	05
13'	35	06SR	06CP	06SP	06
14'	36	07SR	07CP	07SP	07
15'	37	08SR	08CP	08SP	08
16'	38	09SR	09CP	09SP	09
17'	39	10SR	10CP	10SP	10
18'	40	11SR	11CP	11SP	11
19'	41	12SR	12CP	12SP	12
20'	42	13SR	13CP	13SP	13

ITEM	QUAN	PART NO.	DESCRIPTION
1	3	FHF-00199	NIPPLE, KING - 1"
2	10	FHF-00227	CLAMP, HOSE - 1" S/S
3	2	FHF-00218	TEE - 1" NPT
4	1	FHF-00222	NIPPLE, PIPE - 1" X 3"
5	2	FHF-00202	ADAPTER 3/4" ORN - 3/4" NPTM
6	1	FHF-00216	CONNECTOR 3/4" JICFM PUSH-IN
7	4	FHF-00203	ADAPTER 3/4" ORN - 3/4" JICM
8	1	FHF-00207	BUSHING 1" ORN - 3/4" ORFM
9	1	FHF-00206	UNION 3/4" ORN - 3/4" ORM
10			
11	1	FHF-00209	ELBOW 90° 3/4" ORN - 3/4" JICM
12			
13	3	FHF-00465	ELBOW - 90° 3/4" NPTFM x JICM
14	1	FHF-00204	ADAPTER 5/8" ORN - 3/4" JICM
15	1	FHF-00219	TEE 1 1/4" - 1" - 1" NPT
16	1	FHF-00220	TEE 1" - 1/2" - 3/4" NPT
17	1	FHF-00270	BUSHING - 1 1/4" ORN x 1 NPTFM
18	1	FHF-00221	TEE - 1 1/4" NPT
19	6	FHF-00217	ADAPTER 1/4" MALE HOSE END PUSH-IN
20	2	FHF-00223	NIPPLE 1 1/4" X 3" PIPE

ITEM	QUAN	PART NO.	DESCRIPTION
21	1	FHF-00224	ELBOW 90° STREET 1/4" NPT
22	1	FHF-00213	ADAPTER 3/4" NPTM PUSH-IN
23	2	FHF-00210	ELBOW 90° 1" ORN - 1" JICM
24	1	FHF-00253	ADAPTER 1 1/4" ORN - 1 1/4" NPTFM
25	1	FHF-00082	ELBOW 90° STREET 1 1/4" NPT
26	2	FHF-00124	NIPPLE, KING - 1 1/4"
27	1	FHV-00129	VALVE - 1 1/4" GATE
28	1	FHF-00250	FILTER ASSEMBLY
29	1	220021-01	RESERVOIR - HYD. OIL
30	2	FHV-00134	VALVE - SPINNER CONTROL
31			
32	1	FHV-00133	VALVE, RELIEF
33	1	FHP-00039	PUMP, HYD. 1 1/2" - DIRECT MT.
34			
35	1	FHM-00113	MOTOR, HYD. - 2"
36	2	FHF-00315	BUSHING 1" NPTM - 3/4" NPTFM
37	2	FHM-00088	MOTOR - HYD. SPINNER 1 1/2"
38	1	FHF-00243	ELBOW 90° STREET 1"
39	1	FHM-00059	HOSE ASL 3/4" ORN - JICFM X 23'
40	1	FHM-00060	HOSE ASL 3/4" JICM - JICFM X 35'

ITEM	QUAN	PART NO.	DESCRIPTION
41	1	FHF-00229	FITTING HOSE - 1" JICFM REUSABLE
42	1	FHM-00061	HOSE ASL 3/4" JICFM - JICFM 34'
43			
44	1	FHM-00063	HOSE ASL 3/4" JICM - JICFM 37'
45	1	FHM-00102	HOSE ASL 3/4" ORN - JICFM 59'
46	1	FHM-00100	HOSE ASL - 3/4" 90° TUBE ENDS
47	1	FHV-00249	DUMP VALVE
48	1	FHM-00251	HOSE 1" JICFM ONE END ONLY 84'
49	1	FHM-00098	HOSE - 3/4" LOW PRESSURE 26'
50	1	200825-A	3/4" SCH 80 B.P. - SPINNER RETURN
51	1	200825-B	3/4" SCH 80 B.P. - CONV. PRESSURE
52	1	200825-C	3/4" SCH 80 B.P. - SPINNER PRESSURE
53	1	200825-D	1" SCH 40 B.P. - RETURN LINE
54			
55	1	FHF-00244	PLUG - PIPE 1/4"
56	1	FHM-00095	HOSE - 1" LOW PRESSURE x 21'
57			
58	1	FHM-00095	HOSE - 1" LOW PRESSURE x 61'
59	1	FHM-00121	HOSE - 1 1/4" SUCTION x 72'
60	1	FHM-00096	HOSE - 1/4" LOW PRESSURE x 51'

ITEM	QUAN	PART NO.	DESCRIPTION
61	1	FHM-00096	HOSE - 1/4" LOW PRESSURE x 36'
62	1	FHM-00096	HOSE - 1/4" LOW PRESSURE x 27'
63	1	FM-00513	GEAR BOX - 64 RED. CONVEYOR
64	1	200060-05	SHAFT - 2" DRIVE
65	1	FHF-00212	ELBOW 90° 5/8" ORN - 3/4" JICM
66	1	FHF-00201	STEEL HOSE 3/4" ORN - 3/4" JICM
67	1	FHF-00226	BUSHING 1/2" MALE - 1/4" NPTFM
68	1	FH-00023	CAP - OIL
69	1	FHF-00235	GAUGE - SIGHT
70	2	FHF-00236	KING NIPPLE - 3/4" NPT
71	1	FHF-00303	ADAPTER - 3/4" NPT - 3/4" NPT
72	1	FHF-00301	TEE - 3/4" NPT H.D.
73	2	FHF-00252	ADAPTER - 3/4" NPT - 3/4" JICM
74	4	FHF-00464	ADAPTER - 3/4" NPTFM x JICFM
75	2	FHF-00246	ELBOW - 3/4" JICFM x 3/4" JICM
76	1	FHF-00192	PLUG - PIPE 1/2"
77	1	FHM-00098	HOSE - 3/4" LOW PRESSURE x 18'
78	1	FHF-00248	TEE - 3/4" JICM x 3/4" JICM x 3/4" JICFM
79			
80			

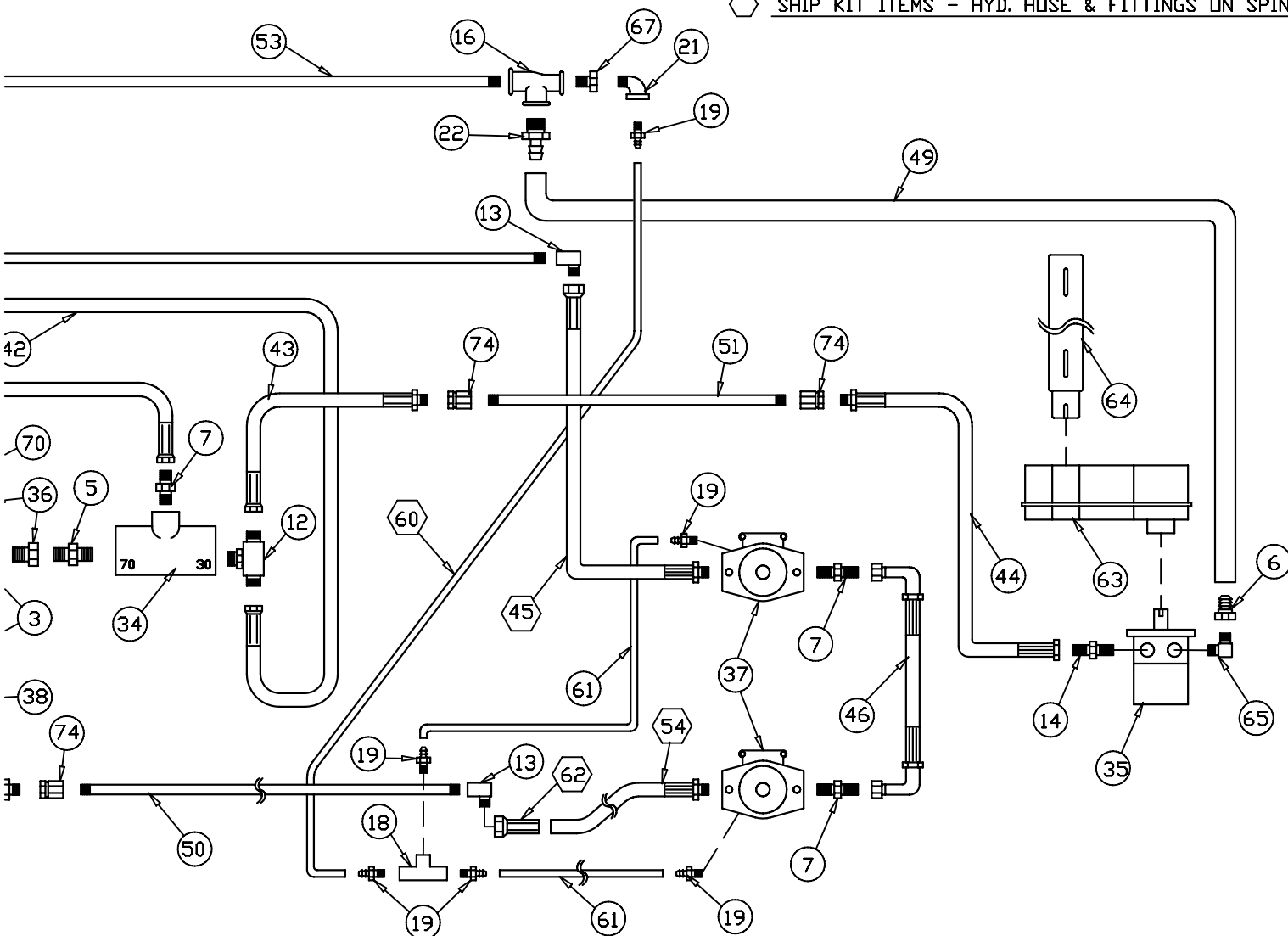


ITEM	QUAN	PART NO.	DESCRIPTION
21	1	FHF-50077	ELBOW 90° STREET 1/4" NPT
22	1	FHF-00215	ADAPTER 3/4" NPTM PUSH-ON
23	2	FHF-00210	ELBOW 90° 1" DRN - 1" JICM
24	1	FHF-00253	ADAPTER 1 1/4" DRN - 1 1/4" NPTFM
25	1	FHF-50082	ELBOW 90° STREET 1 1/4" NPT
26	2	FHF-00200	NIPPLE, KING - 1 1/4"
27	1	FHV-00129	VALVE - 1 1/4" GATE
28	1	FHF-00250	FILTER ASSEMBLY
29	1	220021-01	RESERVOIR - HYD. OIL
30	1	FHV-00134	VALVE - SPINNER CONTROL
31	1	FHV-00261	VALVE, SELECTOR
32	1	FHV-00133	VALVE, RELIEF
33	1	FHP-50039	PUMP, HYD. 1 1/2" - DIRECT MT.
34	1	FHV-00132	VALVE - FLOW DIVIDER 70/30
35	1	FHM-00113	MOTOR, HYD. - 2"
36	2	FHF-50010	BUSHING 1" NPTM - 3/4" NPTFM
37	2	FHM-00088	MOTOR - HYD. SPINNER 1 1/2"
38	1	FHF-50080	ELBOW 90° STREET 1"
39	1	FHH-00248	HOSE ASM. 3/4" DRN - JICM x 23'
40	1	FHH-00254	HOSE ASM. 3/4" JICM - JICFMS x 50'

ITEM	QUAN	PART NO.	DESCRIPTION
41	1	FHF-00229	FITTING HOSE - 1" JICFM REUSABLE
42	2	FHH-00252	HOSE ASM. 3/4" JICFMS- JICFMS 35'
43	1	FHH-00062	HOSE ASM. 3/4" JICM - JICFMS 21'
44	1	FHH-00063	HOSE ASM. 3/4" JICM - JICFMS 37'
45	1	FHH-00249	HOSE ASM. 3/4" DRN - JICFMS x 72'
46	1	FHH-00100	HOSE ASM. - 3/4" 90° TUBE ENDS
47	1	FHV-00249	DUMP VALVE
48	1	FHH-00251	HOSE 1" JICFM ONE END ONLY 84'
49	1	FHH-00098	HOSE - 3/4" LOW PRESSURE 30'
50	1	200825-A	3/4" SCH. 80 B.P. - SPINNER RETURN
51	1	200825-B	3/4" SCH. 80 B.P. - CONV. PRESSURE
52	1	200825-C	3/4" SCH. 80 B.P. - SPINNER PRESSURE
53	1	200826-D	1" SCH. 40 B.P. - RETURN LINE
54	1	FHH-00250	HOSE ASM. 3/4" x 60" DRN ONE END ONLY
55	1	FHF-50031	PLUG - PIPE 1/4"
56	1	FHH-00095	HOSE - 1" LOW PRESSURE x 19'
57	2	FHF-00278	CLAMP, HOSE - 3/4"
58	1	FHH-00095	HOSE - 1" LOW PRESSURE x 52'
59	1	FHH-00121	HOSE - 1 1/4" SUCTION x 84'
60	1	FHH-00096	HOSE - 1/4" LOW PRESSURE x 51'

ITEM	QUAN	PART NO.	DESCRIPTION
61	2	FHH-00096	HOSE - 1/4" LOW PRESSURE x 36'
62	1	FHF-00254	HOSE END - REUSABLE 3/4" JICFMS
63	1	FM-00513	GEAR BOX - 6:1 RED. CONVEYOR
64	1	200060-05	SHAFT - 2" DRIVE
65	1	FHF-00212	ELBOW 90° 5/8" DRN - 3/4" JICM
66	1	FHF-00201	STEM - HOSE 3/4" DRN - 3/4" JICM
67	1	FHF-50017	BUSHING 1/2" MALE - 1/4" NPTFM
68	1	FM-50023	CAP - OIL
69	1	FHF-00235	GAUGE - SIGHT
70	2	FHF-00236	KING NIPPLE - 3/4" NPT
71	1	FHF-00303	ADAPTER - 3/4" NPT - 3/4" NPT
72	1	FHF-00301	TEE - 3/4" NPT H.D.
73	1	FHF-00252	ADAPTER - 3/4" NPT - 3/4" JICM
74	4	FHF-00464	ADAPTER - 3/4" NPTFM x JICFMSW
75	3	FHF-00246	ELBOW -3/4" JICFMSW x 3/4" JICM
76	1	FHF-50029	PLUG - PIPE 1/2"
77	1	FHH-00098	HOSE - 3/4" LOW PRESSURE x 19'
78	1	FHF-00248	TEE - 3/4" JICM x 3/4" JICM x 3/4" JICFMSW
79	1	FHH-00253	HOSE ASM. 3/4" JICFMS x JICFMS x 26'
80			

SHIP KIT ITEMS - HYD. HOSE & FITTINGS ON SPINNER



UNLESS OTHERWISE SPECIFIED  
ALL WELDS TO BE CONTINUOUS.  
SIZE OF WELD TO BE AT  
LEAST THE THICKNESS OF THE  
THINNER OF THE ADJACENT METALS.

TOLERANCE-UNLESS OTHERWISE  
SPECIFIED

DECIMAL \*

FRACTIONAL \*

ANGULAR \*



NAME HYDRAULIC SCHEMATIC  
LF 2420A & LF 3020A

MATERIAL

SCALE 1/4

REV'D.

DATE 12-16-99

CHECKED

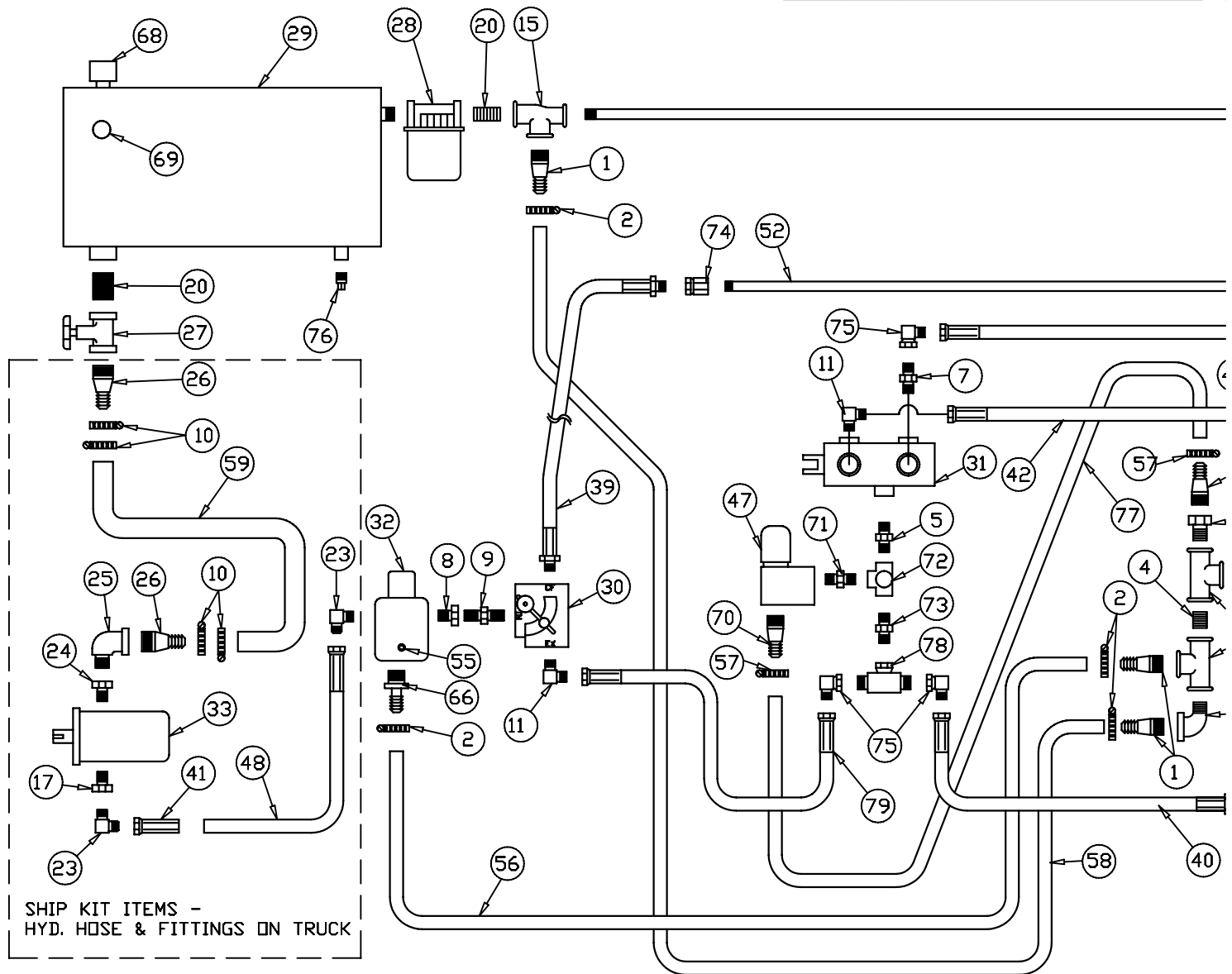
DATE

FOR SERIES SPINNER

NUMBER 200038-333

BODY LENGTH	***	A SPINNER RETURN	B CONVEYOR PRESSURE	C SPINNER PRESSURE	D RETURN LINE 1'
8'	14	01SR	01CP	01SP	01
9'	15	02SR	02CP	02SP	02
10'	16	03SR	03CP	03SP	03
11'	17	04SR	04CP	04SP	04
12'	18	05SR	05CP	05SP	05
13'	19	06SR	06CP	06SP	06
14'	20	07SR	07CP	07SP	07
15'	21	08SR	08CP	08SP	08
16'	22	09SR	09CP	09SP	09
17'	23	10SR	10CP	10SP	10
18'	24	11SR	11CP	11SP	11
19'	25	12SR	12CP	12SP	12
20'	26	13SR	13CP	13SP	13

ITEM	QUAN	PART NO.	DESCRIPTION
1	3	FHF-00199	NIPPLE, KING - 1'
2	4	FHF-00227	CLAMP, HOSE - 1' S/S
3	2	FHF-50055	TEE - 1" NPT
4	1	FHF-50043	NIPPLE, PIPE - 1' CLOSE
5	2	FHF-00202	ADAPTER 3/4" DRN - 3/4" NPTM
6	1	FHF-00216	CONNECTOR 3/4" JICFM PUSH-ON
7	4	FHF-00203	ADAPTER 3/4" DRN - 3/4" JICM
8	1	FHF-00207	BUSHING 1" DRN - 3/4" DRFM
9	1	FHF-00208	UNION 3/4" DRN - 3/4" DRM
10	4	FHF-00228	CLAMP, HOSE - 1 1/4"
11	2	FHF-00209	ELBOW 90° 3/4" DRN - 3/4" JICM
12	1	FHF-00213	TEE 3/4" JICM - JICM - DRM
13	2	FHF-00465	ELBOW - 90° 3/4" NPTFM x JICM
14	1	FHF-00204	ADAPTER 5/8" DRN - 3/4" JICM
15	1	FHF-00219	TEE 1 1/4" - 1" - 1" NPT
16	1	FHF-00220	TEE 1" - 1/2" - 3/4" NPT
17	1	FHF-00270	BUSHING - 1 1/4" DRN x 1" NPTFM
18	1	FHF-00221	TEE - 1/4" NPT
19	6	FHF-00217	ADAPTER 1/4" MALE HOSE END PUSH-ON
20	2	FHF-50045	NIPPLE 1 1/4" X CLOSE



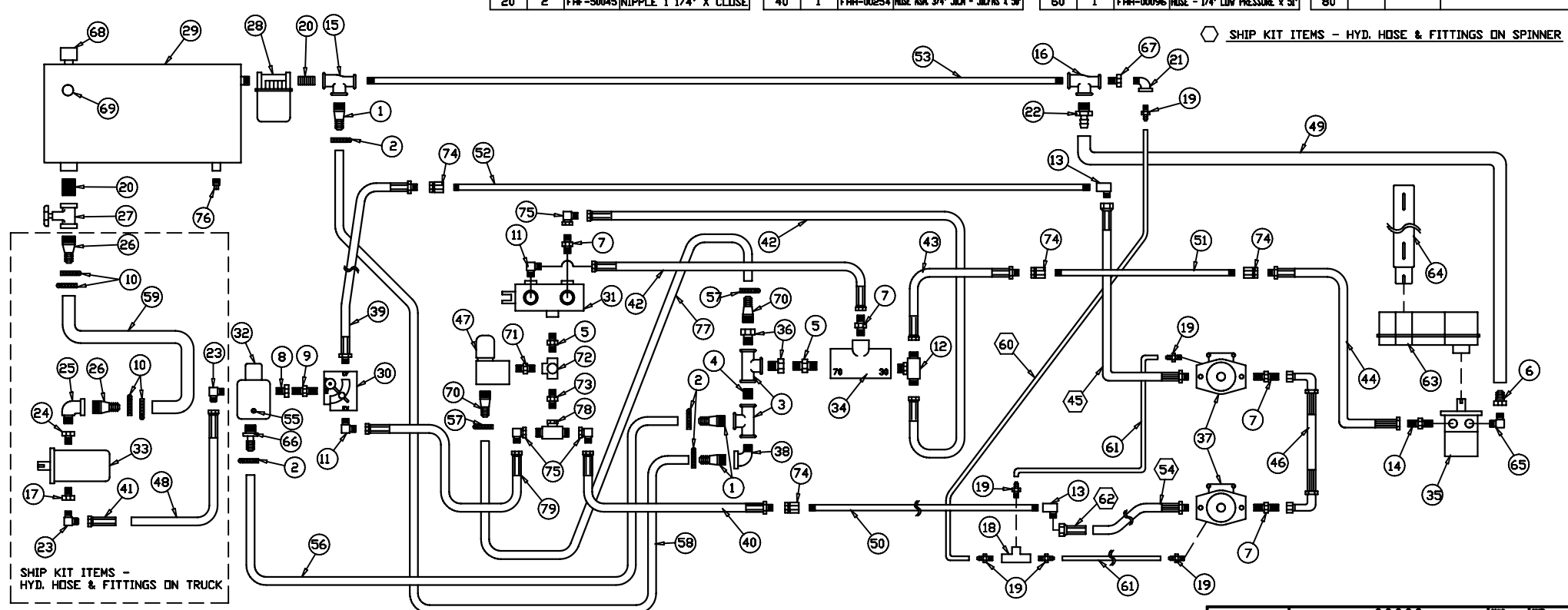
BODY LENGTH	MM	A SPINNER RETURN	B CONVEYOR PRESSURE	C SPINNER PRESSURE	D RETURN LINE 1"
8'	14	01SR	01CP	01SP	01
9'	15	02SR	02CP	02SP	02
10'	16	03SR	03CP	03SP	03
11'	17	04SR	04CP	04SP	04
12'	18	05SR	05CP	05SP	05
13'	19	06SR	06CP	06SP	06
14'	20	07SR	07CP	07SP	07
15'	21	08SR	08CP	08SP	08
16'	22	09SR	09CP	09SP	09
17'	23	10SR	10CP	10SP	10
18'	24	11SR	11CP	11SP	11
19'	25	12SR	12CP	12SP	12
20'	26	13SR	13CP	13SP	13

ITEM	QUAN	PART NO.	DESCRIPTION
1	3	FHF-00199	NIPPLE, KING - 1"
2	4	FHF-00227	CLAMP, HOSE - 1" S/S
3	2	FHF-50055	TEE - 1" NPT
4	1	FHF-50043	NIPPLE, PIPE - 1" CLOSE
5	2	FHF-00202	ADAPTER 3/4" ORN - 3/4" NPTM
6	1	FHF-00216	CONNECTOR 3/4" JICFN PUSH-IN
7	4	FHF-00203	ADAPTER 3/4" ORN - 3/4" JICM
8	1	FHF-00207	BUSHING 1" ORN - 3/4" ORFN
9	1	FHF-00206	UNION 3/4" ORN - 3/4" ORN
10	4	FHF-00228	CLAMP, HOSE - 1 1/4"
11	2	FHF-00209	ELBOW 90° 3/4" ORN - 3/4" JICM
12	1	FHF-00213	TEE 3/4" JICM - JICM - ORN
13	2	FHF-00465	ELBOW - 90° 3/4" NPTFN x JICM
14	1	FHF-00204	ADAPTER 5/8" ORN - 3/4" JICM
15	1	FHF-00219	TEE 1 1/4" - 1" - 1" NPT
16	1	FHF-00220	TEE 1" - 1/2" - 3/4" NPT
17	1	FHF-00270	BUSHING - 1 1/4" ORN x 1 NPTFN
18	1	FHF-00221	TEE - 1 1/4" NPT
19	6	FHF-00217	ADAPTER 1/4" MALE HOSE END PUSH-IN
20	2	FHF-50045	NIPPLE 1 1/4" X CLOSE

ITEM	QUAN	PART NO.	DESCRIPTION
21	1	FHF-50077	ELBOW 90° STREET 1/4" NPT
22	1	FHF-00215	ADAPTER 3/4" NPTFN PUSH-IN
23	2	FHF-00210	ELBOW 90° 1" ORN - 1" JICM
24	1	FHF-00253	ADAPTER 1 1/4" ORN - 1 1/4" NPTFN
25	1	FHF-50082	ELBOW 90° STREET 1 1/4" NPT
26	2	FHF-00200	NIPPLE, KING - 1 1/4"
27	1	FHV-00129	VALVE - 1 1/4" GATE
28	1	FHF-00250	FILTER ASSEMBLY
29	1	220021-01	RESERVOIR - HYD. OIL
30	1	FHV-00134	VALVE - SPINNER CONTROL
31	1	FHV-00261	VALVE, SELECTOR
32	1	FHV-00133	VALVE, RELIEF
33	1	FHP-50039	PUMP, HYD. 1 1/2" - DIRECT MT.
34	1	FHV-00132	VALVE - FLOW DIVIDER 70/30
35	1	FHM-50031	PLUG - HYD.
36	2	FHF-50010	BUSHING 1" NPTM - 3/4" NPTFN
37	2	FHM-00088	MOTOR - HYD. SPINNER 1 1/2"
38	1	FHF-50080	ELBOW 90° STREET 1"
39	1	FHM-00248	HOSE ASN 3/4" ORN - JICM x 23'
40	1	FHM-00254	HOSE ASN 3/4" JICM - JICFN x 50'

ITEM	QUAN	PART NO.	DESCRIPTION
41	1	FHF-00229	FITTING HOSE - 1" JICFN REUSABLE
42	2	FHM-00252	HOSE ASN 3/4" JICFN - JICFN 35'
43	1	FHM-00062	HOSE ASN 3/4" JICM - JICFN 21'
44	1	FHM-00063	HOSE ASN 3/4" JICM - JICFN 37'
45	1	FHM-00249	HOSE ASN 3/4" ORN - JICFN x 72'
46	1	FHM-00100	HOSE ASN - 3/4" 90° TUBE ENDS
47	1	FHV-00249	DUMP VALVE
48	1	FHM-00251	HOSE 1" JICFN ONE END ONLY 84'
49	1	FHM-00096	HOSE - 3/4" LOW PRESSURE 30'
50	1	200825-A	3/4" SCH 80 B.P. - SPINNER RETURN
51	1	200825-B	3/4" SCH 80 B.P. - CONV. PRESSURE
52	1	200825-C	3/4" SCH 80 B.P. - SPINNER PRESSURE
53	1	200825-D	1" SCH 40 B.P. - RETURN LINE
54	1	FHM-00250	HOSE ASN 3/4" x 84" ONE END ONLY
55	1	FHM-50031	PLUG - PIPE 1/4"
56	1	FHM-00095	HOSE - 1" LOW PRESSURE x 19'
57	2	FHF-00278	CLAMP, HOSE - 3/4"
58	1	FHM-00095	HOSE - 1" LOW PRESSURE x 52'
59	1	FHM-00121	HOSE - 1 1/4" SUCTION x 84'
60	1	FHM-00096	HOSE - 1/4" LOW PRESSURE x 51'

ITEM	QUAN	PART NO.	DESCRIPTION
61	2	FHM-00096	HOSE - 1/4" LOW PRESSURE x 36'
62	1	FHF-00254	HOSE END - REUSABLE 3/4" JICFN
63	1	FM-00513	GEAR BOX - 64 RED. CONVEYOR
64	1	200060-05	SHAFT - 2" DRIVE
65	1	FHF-00212	ELBOW 90° 5/8" ORN - 3/4" JICM
66	1	FHF-00201	STEEL HOSE 3/4" ORN - 3/4" JICM
67	1	FHF-50017	BUSHING 1/2" MALE - 1/4" NPTFN
68	1	FH-50023	CAP - OIL
69	1	FHF-00235	GAUGE - SIGHT
70	2	FHF-00236	KING NIPPLE - 3/4" NPT
71	1	FHF-00303	ADAPTER - 3/4" NPT - 3/4" NPT
72	1	FHF-00301	TEE - 3/4" NPT H.D.
73	1	FHF-00252	ADAPTER - 3/4" NPT - 3/4" JICM
74	4	FHF-00464	ADAPTER - 3/4" NPTFN x JICFN
75	3	FHF-00246	ELBOW - 3/4" JICFN x 3/4" JICM
76	1	FHF-50029	PLUG - PIPE 1/2"
77	1	FHM-00098	HOSE - 3/4" LOW PRESSURE x 19'
78	1	FHF-00248	HOSE - 3/4" JICM x 3/4" JICFN
79	1	FHM-00253	HOSE ASN 3/4" JICFN x JICFN x 25'
80			

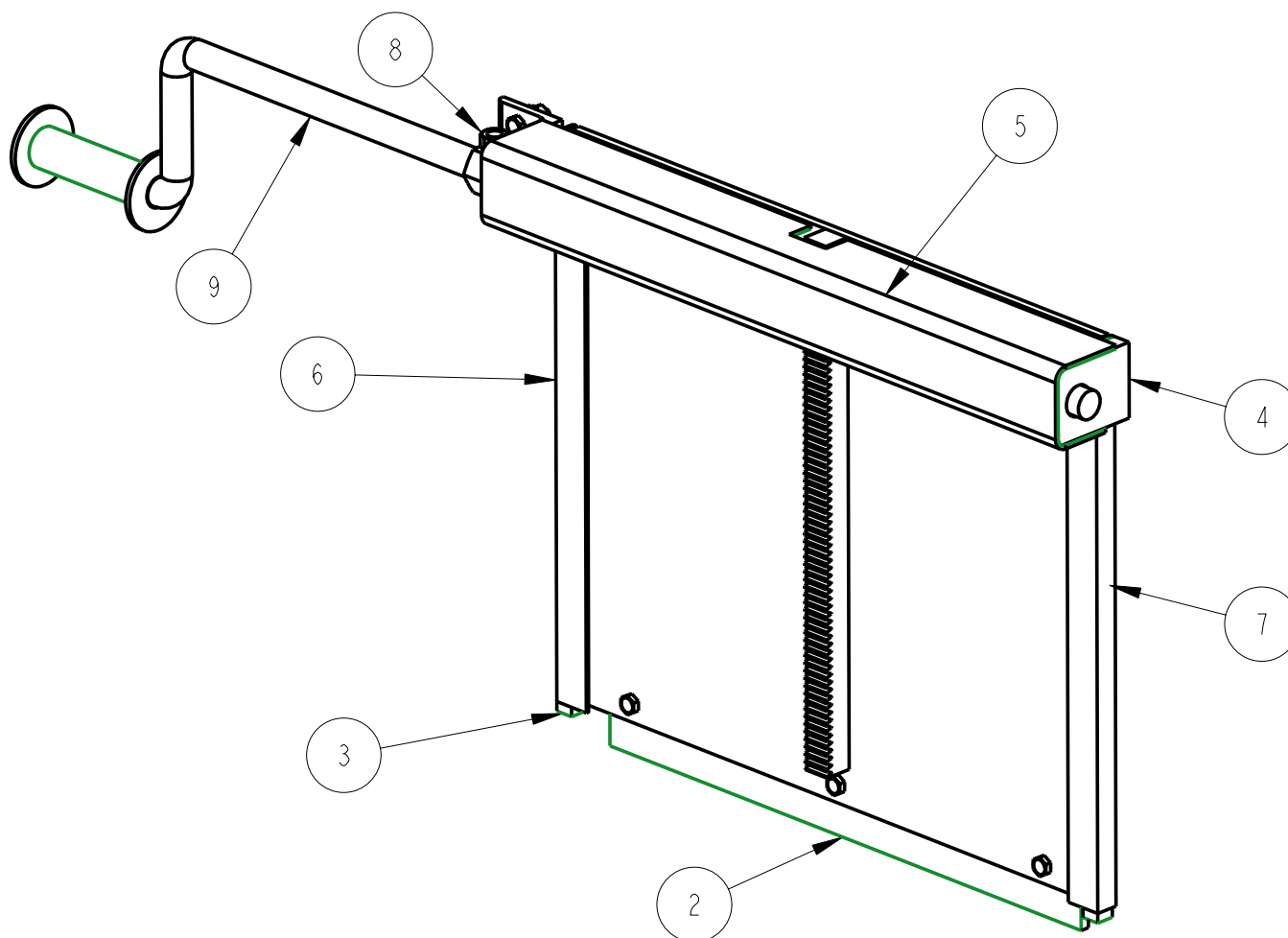


HYDRAULIC SCHEMATIC LF 2420A & LF 3020A SERIES SPINNER 200098-REV		SCALE: 1/4" = 1'-0" DATE: LRD 12-16-99 DRAWN: [blank] CHECKED: [blank] DESIGNED: [blank]
--	--	--





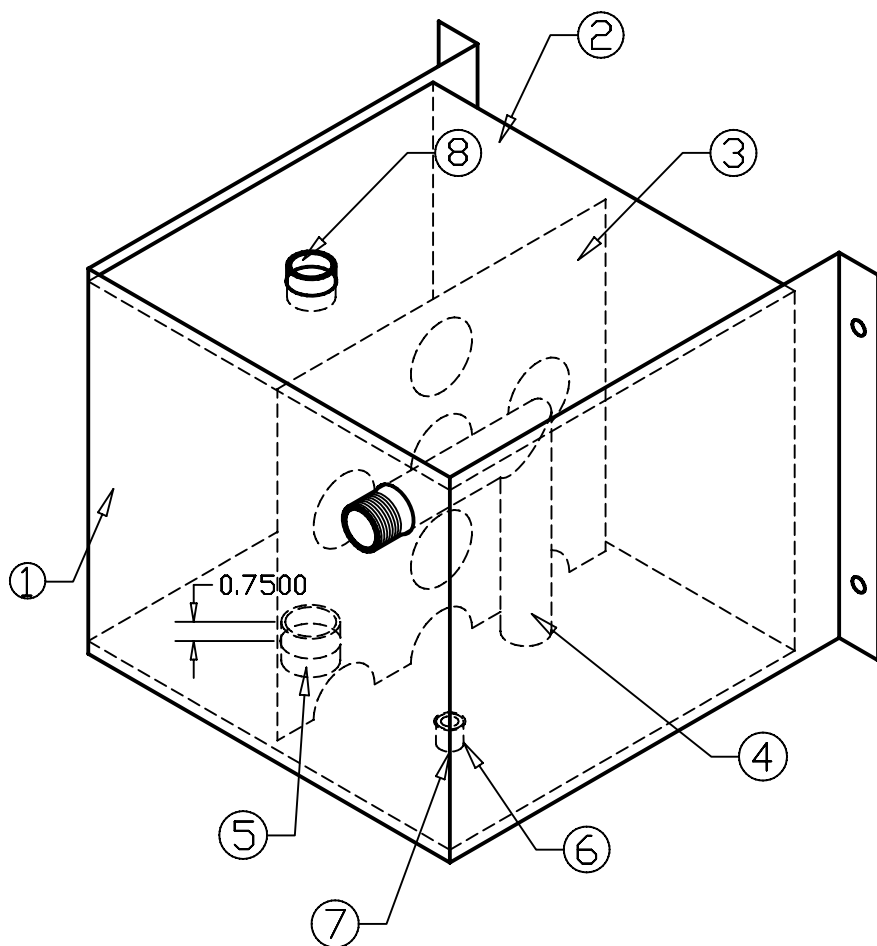
ITEM	QTY.	PART NO.	WARREN PART NO.	DESCRIPTION	WEIGHT
1	1	200474-08	300-30434	WIPER BELT BACK STRIP	0.602
2	1	200474-09	300-30434	FEEDGATE WIPER BELT	0.344
3	2	200477-08	300-30437	FEEDGATE STOP	0.018
4	1	200477-09	300-30438	FRONT HANDLE HINGE	0.632
5	1	200477-12	300-30440	FEEDGATE HANDLE COVER	2.967
6	2	200477-19	300-30441	GUIDE RAIL - AC-1820	0.805
7	1	220034-17	300-30497	FEEDGATE WELDMENT - AC-1820	21.190
8	1	220166-02-R	300-30523	GATE HANDLE HINGE WELDMENT - RH	0.577
9	1	220351-04	300-30533	FEEDGATE HANDLE ASSEMBLY	5.991



25-Oct-07

FEEDGATE ASSEMBLY - AC-1820

220034-18-R



ITEM	QUAN	PART NO.	DESCRIPTION
1	1	A200063-19	TOP/BACK/BOTTOM PLATE
2	1	A200064-20	FRONT & SIDES PLATE
3	1	A200065-20	BAFFLE PLATE
4	1	200066-01	RETURN NIPPLE
5	1	FHF-50062	1 1/4" NPT COUPLING
6	1	FHF-50059	1/2" NPT COUPLING
7	1	FHF-50029	1/2" NPT PLUG
8	1	ACS-02-0099	FILLER TUBE
9	4	FF-00093	1/2" NC x 1" HEX HD C/S
10	4	FF-00087	1/2" NC LOCK NUT

UNLESS OTHERWISE SPECIFIED, ALL WELDS TO BE CONTINUOUS. SIZE OF WELD TO BE AT LEAST THE THICKNESS OF THE THINNER OF THE ADJACENT METALS.

TOLERANCE-UNLESS OTHERWISE SPECIFIED.

DECIMAL ± FRACTIONAL ± 1/16" ANGULAR ±

OP. #	OPERATION	MACH #	QTY.	CLK #	DATE	W/O#
						DATE
						QTY.
						DEST.



NAME

15 GAL. OIL TANK

MATERIAL

SCALE

1=8

REQ'D.

DRAWN

LRD

DATE

8-4-97

CHECKED

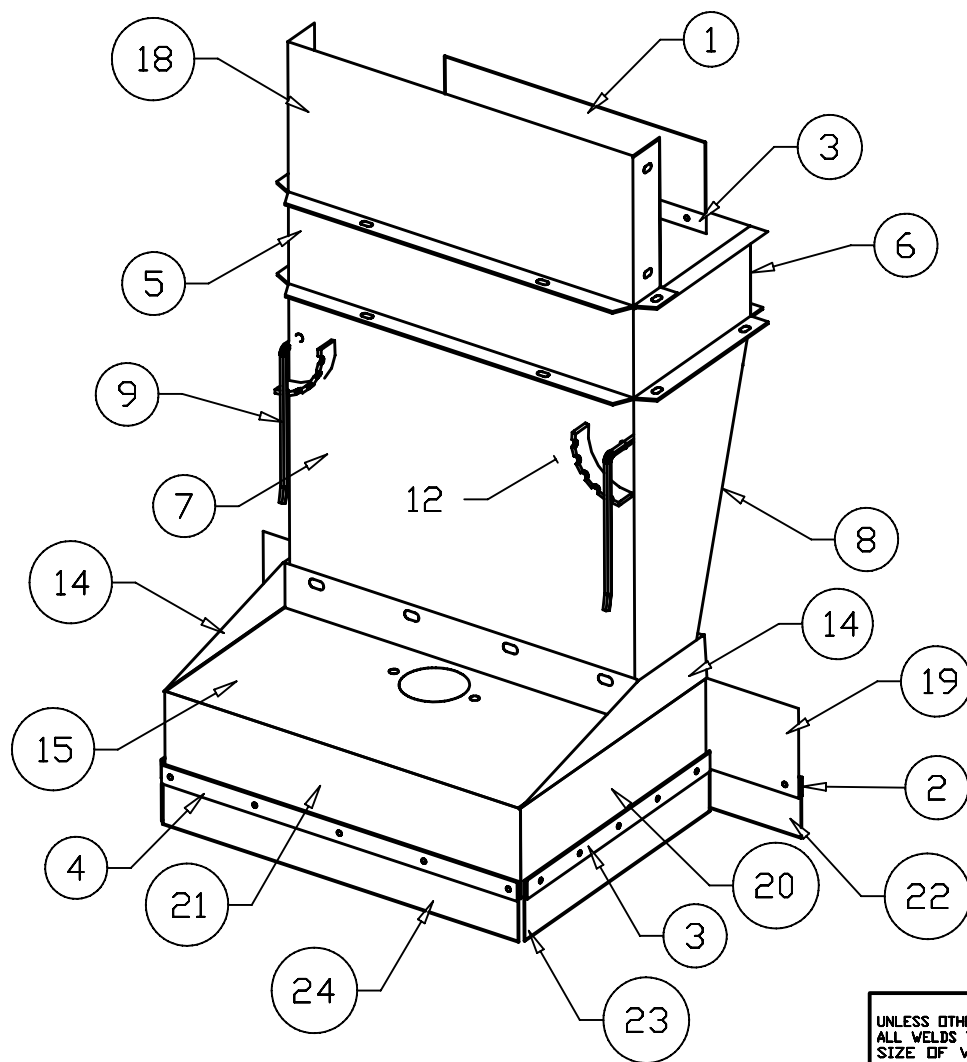
DATE

FOR

REAR MOUNT

NUMBER

A220021-26



ITEM	QUAN	PART NO.	DESCRIPTION
1	1	200101-06	WIPER BELT
2	1	200117-09	FRONT DEFLECTR BACK STRIP
3	3	200117-10	BACKING STRIP
4	1	200117-11	REAR DEFLECTOR BACK STRIP
5	1	200149-05	UPPER HOPPER MAIN BODY
6	1	200149-06	UPPER HOPPER FRONT PLATE
7	1	200150-05	LOWER HOPPER MAIN BODY
8	1	200150-06	LOWER HOPPER FRONT PLATE
9	2	200156-01	INTERNAL BAFFLE ROD
* 10	14	200159-03	DEFLECTOR HINGE
* 11	6	200160-13	DEFLECTOR ADJUSTMENT BRKT
12	2	200162-01	BAFFLE ROD ADJUST BRKT
* 13	3	200264-01	DEFLECTOR ADJUSTMENT ROD
14	2	200429-04	SIDE GUSSET
15	1	200430-16	REAR SHROUD
* 16	1	200430-17	FRONT SHROUD
* 17	2	200431-06	INTERNAL BAFFLE
18	1	200434-13	SILL END COVER
19	1	200436-10	FRONT DEFLECTOR
20	2	200436-11	SIDE DEFLECTOR
21	1	200436-12	REAR DEFLECTOR
22	1	200448-13	FRONT DEFLECTOR BELT
23	2	200448-14	SIDE DEFLECTOR BELT
24	1	200448-15	REAR DEFLECTOR BELT
* 25	1	220123-31	SPINNER DISK ASS'Y
* 26	6	220343-10	FAN ASS'Y MOUNTING PIN
* 27	1	FHM-00166	SPINNER MOTOR

\* - ITEM NOT SHOWN.

UNLESS OTHERWISE SPECIFIED,  
ALL WELDS TO BE CONTINUOUS.  
SIZE OF WELD TO BE AT  
LEAST THE THICKNESS OF THE  
THINNER OF THE ADJACENT METALS.

TOLERANCE-UNLESS OTHERWISE  
SPECIFIED.

DECIMAL ±  
FRACTIONAL ±  
ANGULAR ±

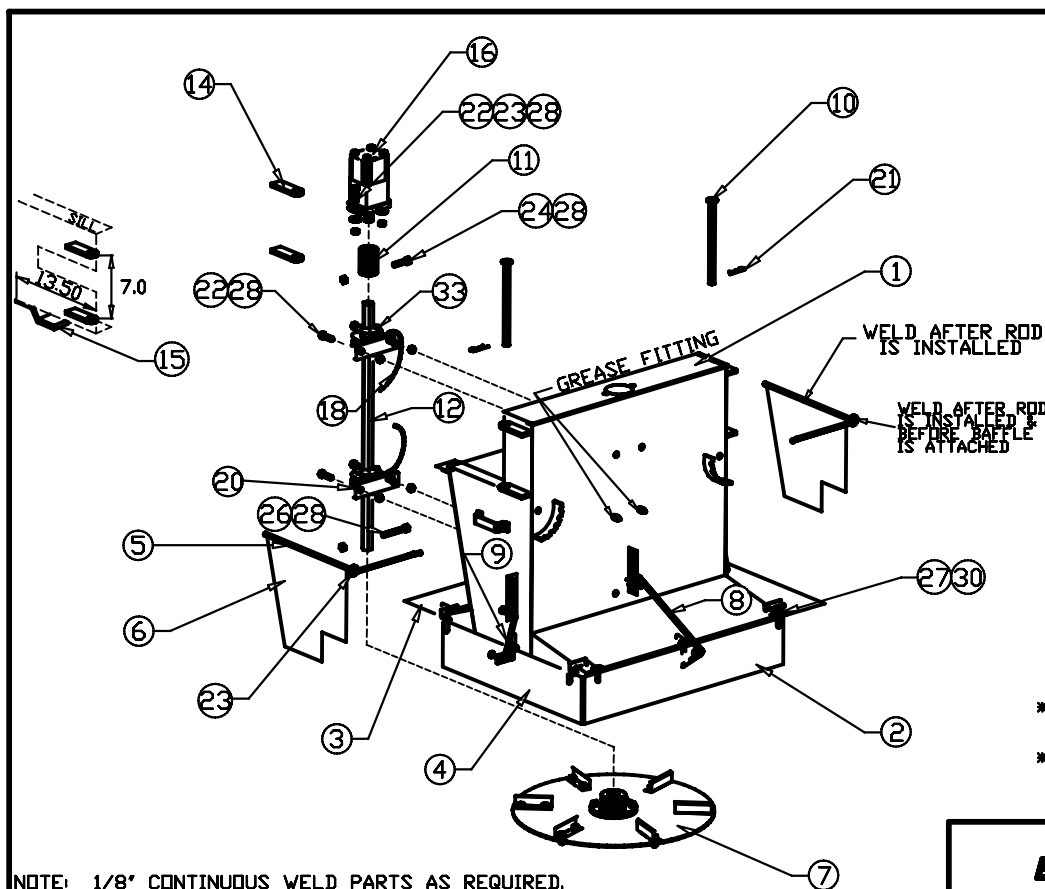


NAME

FAN ASSEMBLY

MATERIAL

SCALE 1=8	REQ'D.
DRAWN GF	DATE 11-28-94
CHECKED	DATE
FOR INDIANAPOLIS	
NUMBER 220016-42	

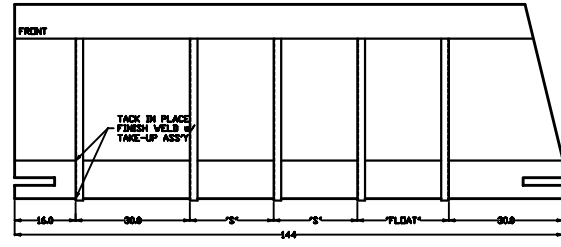
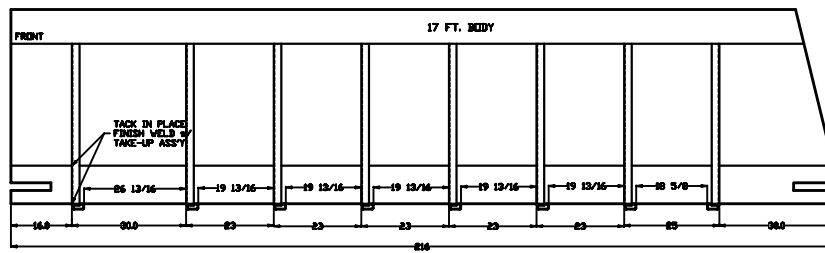
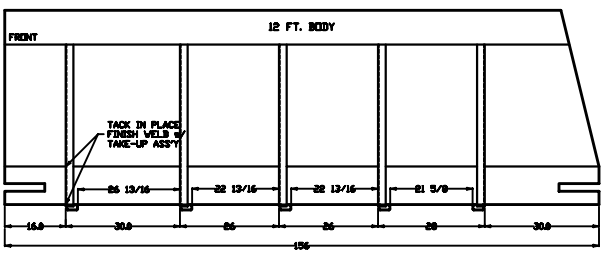
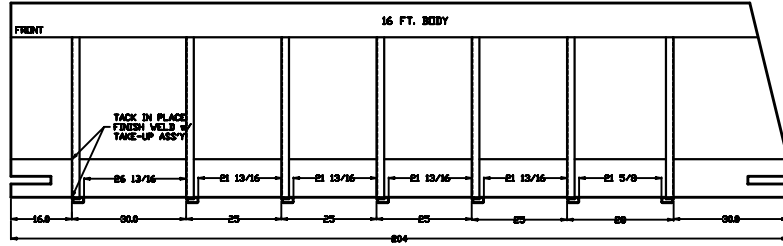
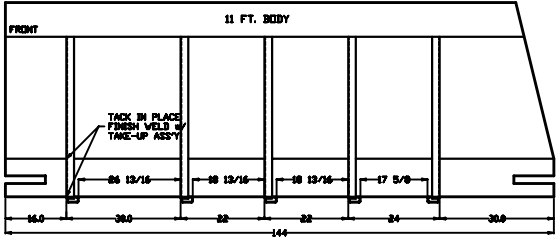
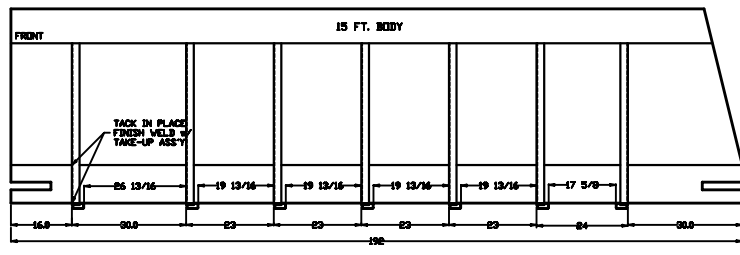
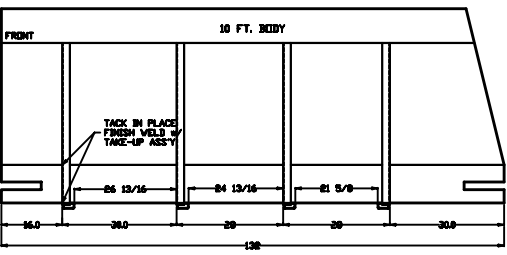
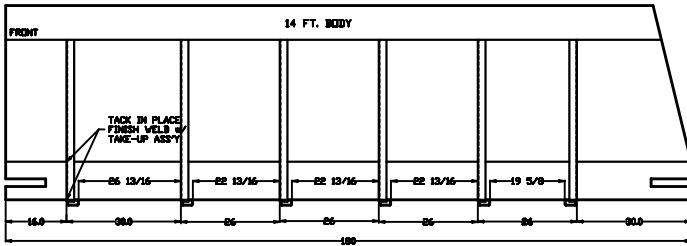
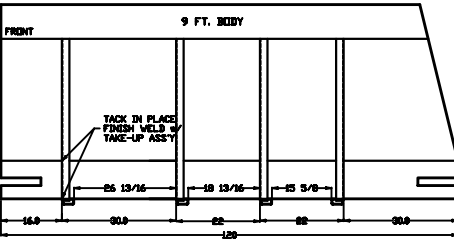
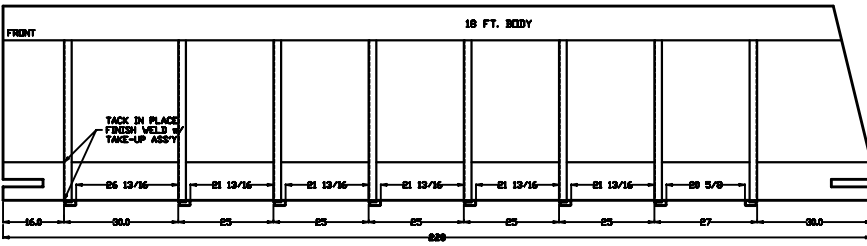
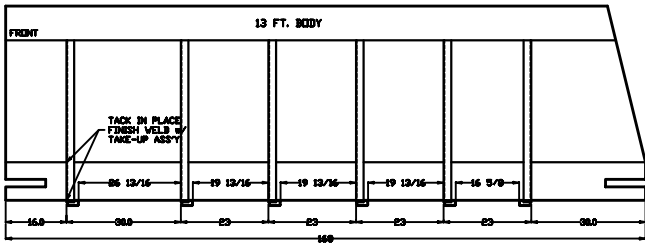
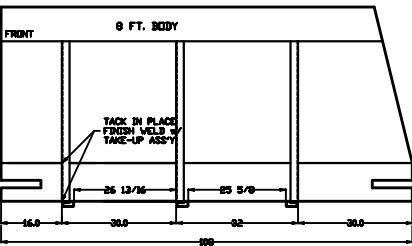


ITEM	QUAN	PART NO.	DESCRIPTION
1	1	220003-A	SPINNER HOPPER WLD
2	1	220084-16	REAR DEFLECTOR WLD
3	1	220084-14	FRONT DEFLECTOR WLD
4	2	220084-15	SIDE DEFLECTOR WLD
5	2	200437-02	INTERNAL BAFFLE ROD
6	2	200431-03	INTERNAL BAFFLE
7	1	220123-04	SPINNER DISK ASM
8	1	200163-02	REAR DEFLECTOR ADJ ROD
9	2	200163-03	SIDE DEFLECTOR ADJ ROD
10	2	220122-02	HINGE PIN WELDMENT
11	1	200165-01	SHAFT COUPLER
12	1	200166-B	SPINNER SHAFT
14	4	200030-05	MOUNTING BAR
15	2	200030-21	RETAINING GUIDE BRKT
16	1	FHM-00114	SPINNER MOTOR
* 17	4	FHF-00362	1/8" NPTM PUSH-ON HOSE END
18	C	FHH-00096	1/4" LP HOSE (CUT IN HALF)
20	2	FM-00064	1 1/4" PILLOW BLOCK BEARING
21	10	FM-00518	#8 HITCH PIN
22	6	FF-00091	1/2" X 1 1/2" NC HEX HD C/S
23	4	FF-00089	1/2" FLAT WASHER
24	1	FF-00092	1/2" X 2" NC HEX HD C/S
26	1	FF-00088	1/2" X 3 1/2" NC HEX HD C/S
27	12	FF-00033	1/4" X 1" NC HEX HD C/S
28	8	FF-00087	1/2" NC LOCKNUT
30	12	FF-00052	1/4" NC LOCK NUT
* 32	4	FHF-00245	1/8" ELBOW 90° - STREET
33	2	FM-00104	EXCLUDER SEAL
* 34	1	200163-07	FRONT DEFLECTOR ADJ ROD

NOTE: 1/8" CONTINUOUS WELD PARTS AS REQUIRED.  
\* - ITEMS NOT SHOWN

* MOUNT	A	B	C
12 CHAS	35	09	1.50'
13 DUMP	36	10	2.0'

<b>FONTAINE BODY &amp; HOIST CO.</b> COLLINS, MISSISSIPPI		SCALE 1=12	DATE
		DRAWN GF	DATE 10-11-91
TITLE STD FAN ASSEMBLY W/MOTOR @ TOP HINGED ON BOTH SIDES		PART NO. AC-3020A	QUANTITY 220016-*



LAYOUT DIMENSIONS

BODY	'S'	'FLD'AT'
8'	N/A	32.0
9'	22.0	22.0
10'	28.0	28.0
11'	22.0	24.0
12'	26.0	28.0
13'	23.0	23.0
14'	26.0	26.0
15'	23.0	24.0
16'	25.0	28.0
17'	23.0	25.0
18'	25.0	27.0
19'	23.0	26.0
20'	25.0	26.0

ALL DIMENSIONS SHOWN  
UNLESS OTHERWISE SPECIFIED  
ARE IN FEET AND INCHES  
TO NEAREST 1/8" IF NOT  
OTHERWISE SPECIFIED

**WATKIN**

WATKIN ENGINEERING

3000 WATKIN DRIVE

HOUSTON, TEXAS 77057

TEL: 281-291-1111

FAX: 281-291-1112

WWW.WATKIN.COM

DATE: 11/16

BY: LRJ

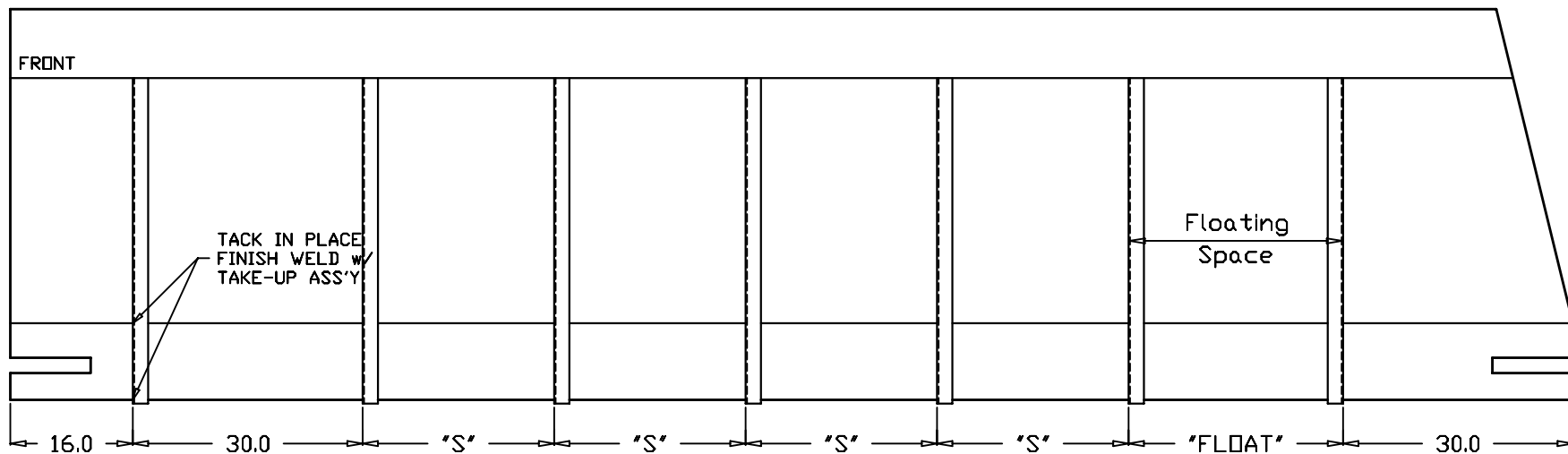
CHKD: JRE

PROJECT: SIDE STAKE LAYOUT

(NOT USED for AC-3420 & LS-3420)

REV: 'E'/'AC', 'AC' & 'LF'

REVISION: 220002-50-L



BODY	'S'	'FLOAT'
8'	N/A	32.0
9'	22.0	22.0
10'	28.0	28.0
11'	22.0	24.0
12'	26.0	28.0
13'	23.0	23.0
14'	26.0	26.0
15'	23.0	24.0
16'	25.0	28.0
17'	23.0	25.0
18'	25.0	27.0
19'	23.0	26.0
20'	25.0	26.0

NOTE: NUMBER OF SIDE BRACES PER BODY DID NOT CHANGE.  
16' BODY LENGTH IS SHOWN.

UNLESS OTHERWISE SPECIFIED,  
ALL WELDS TO BE CONTINUOUS.  
SIZE OF WELD TO BE AT  
LEAST THE THICKNESS OF THE  
THINNER OF THE ADJACENT METALS.

TOLERANCE-UNLESS OTHERWISE  
SPECIFIED.

DECIMAL ±  
FRACTIONAL ± 1/16"  
ANGULAR ±



NAME  
SIDE STAKE LAYOUT  
(NOT USED for AC-3420 & LS-3420)

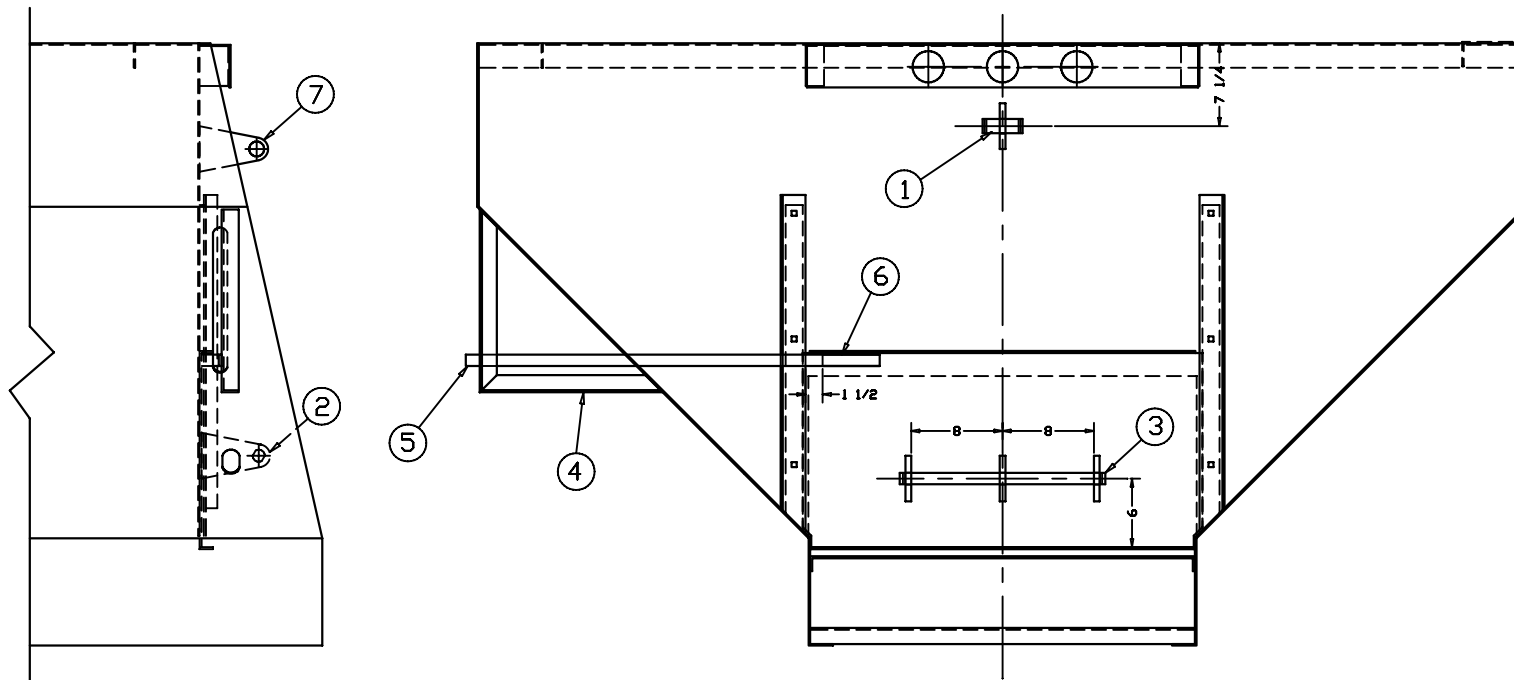
MATERIAL

SCALE 1=16	REQ'D.
DRAWN GF	DATE 5-26-95
CHECKED	DATE
FOR 'E/AC', 'AC', & 'LF'	
NUMBER B220002-50	


**NOTES:**

1. MOVE LIGHT BRACKET UP FLUSH WITH TOP OF REAR PANEL - MTG. BRACKETS WILL NEED TO BE CUT TO HAVE 2 1/2" LEGS
2. EXACT LOCATION OF ANGLE AND POINTER WILL BE DETERMINED AT TIME OF ASSEMBLY

ITEM	QUA.	PART NO.	DESCRIPTION
1	1	200824-01	PIN - TOP CYL. MOUNTING
2	4	200565-02	BRACKET - CYL. MOUNTING
3	1	200215-01	POSITIONING ROD - T.G. SPRDR.
4	1	200565-03	ANGLE - SCALE MOUNTING
5	1	200565-04	POINTER - SCALE
6	1	200277-06	SPACER
7	1	200565-05	BRACKET - TOP CYL. MOUNTING

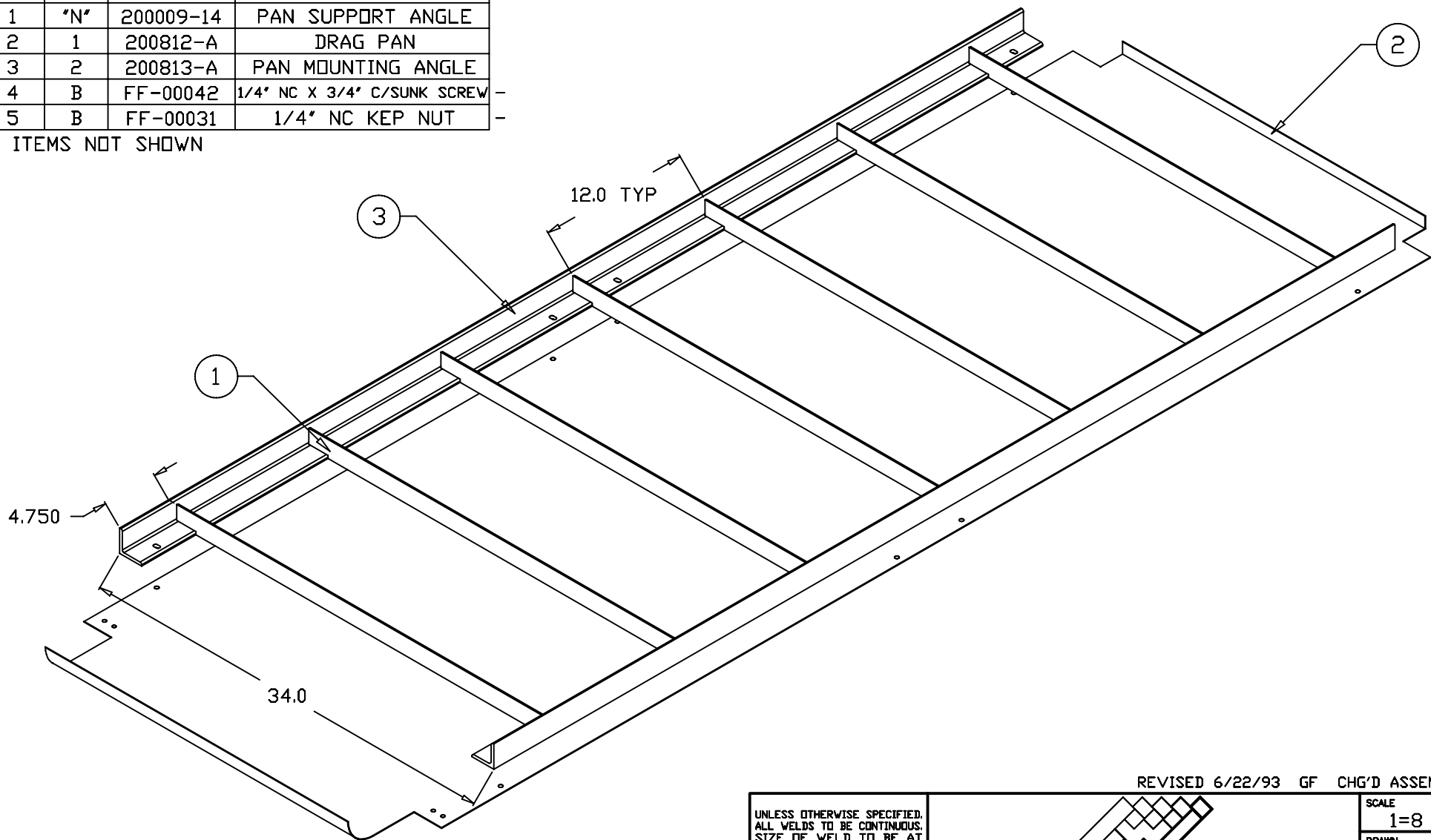


REVISED 3-19-99 LRD (A1) CHG'D TOP PIN DIA. TO 1 1/4 (A2) CHG'D TOP CYL. MTG. BRACKET FOR 1 1/4" PIN

OP. #	OPERATION	MACH #	QTY.	CLK #	DATE	W/O#	UNLESS OTHERWISE SPECIFIED. ALL WELDS TO BE CONTINUOUS. SIZE OF WELD TO BE AT LEAST THE THICKNESS OF THE THINNER OF THE ADJACENT METALS.  TOLERANCE-UNLESS OTHERWISE SPECIFIED. DECIMAL ± FRACTIONAL ± ANGULAR ±			SCALE	REQ'D.	
						DATE		DRAWN LRD	DATE	3-3-99		
						QTY.		NAME HYDRAULIC FEEDGATE LAYOUT FOR LS-3420	CHECKED	DATE		
						DEST.		MATERIAL	FOR			
									NUMBER	220392-18		

ITEM	QUAN	PART NO.	DESCRIPTION
1	'N'	200009-14	PAN SUPPORT ANGLE
2	1	200812-A	DRAG PAN
3	2	200813-A	PAN MOUNTING ANGLE
4	B	FF-00042	1/4" NC X 3/4" C/SUNK SCREW -
5	B	FF-00031	1/4" NC KEP NUT -

- ITEMS NOT SHOWN



REVISED 6/22/93 GF CHG'D ASSEMBLY DESIGN.

BODY	8'	9'	10'	11'	12'	13'	14'	15'	16'	17'	18'	19'	20'	21'	22'
A	01	02	03	04	05	06	07	08	09	10	11	12	13	14	15
B	8	8	8	8	8	8	12	12	12	12	12	12	16	16	16
'N'	7	8	9	10	11	12	13	14	15	16	17	18	19	20	21
*	14	15	16	17	18	19	20	21	22	23	24	25	26	27	28

UNLESS OTHERWISE SPECIFIED,  
ALL WELDS TO BE CONTINUOUS.  
SIZE OF WELD TO BE AT  
LEAST THE THICKNESS OF THE  
THINNER OF THE ADJACENT METALS.

TOLERANCE-UNLESS OTHERWISE  
SPECIFIED.

DECIMAL ±  
FRACTIONAL ± 1/16"  
ANGULAR ±



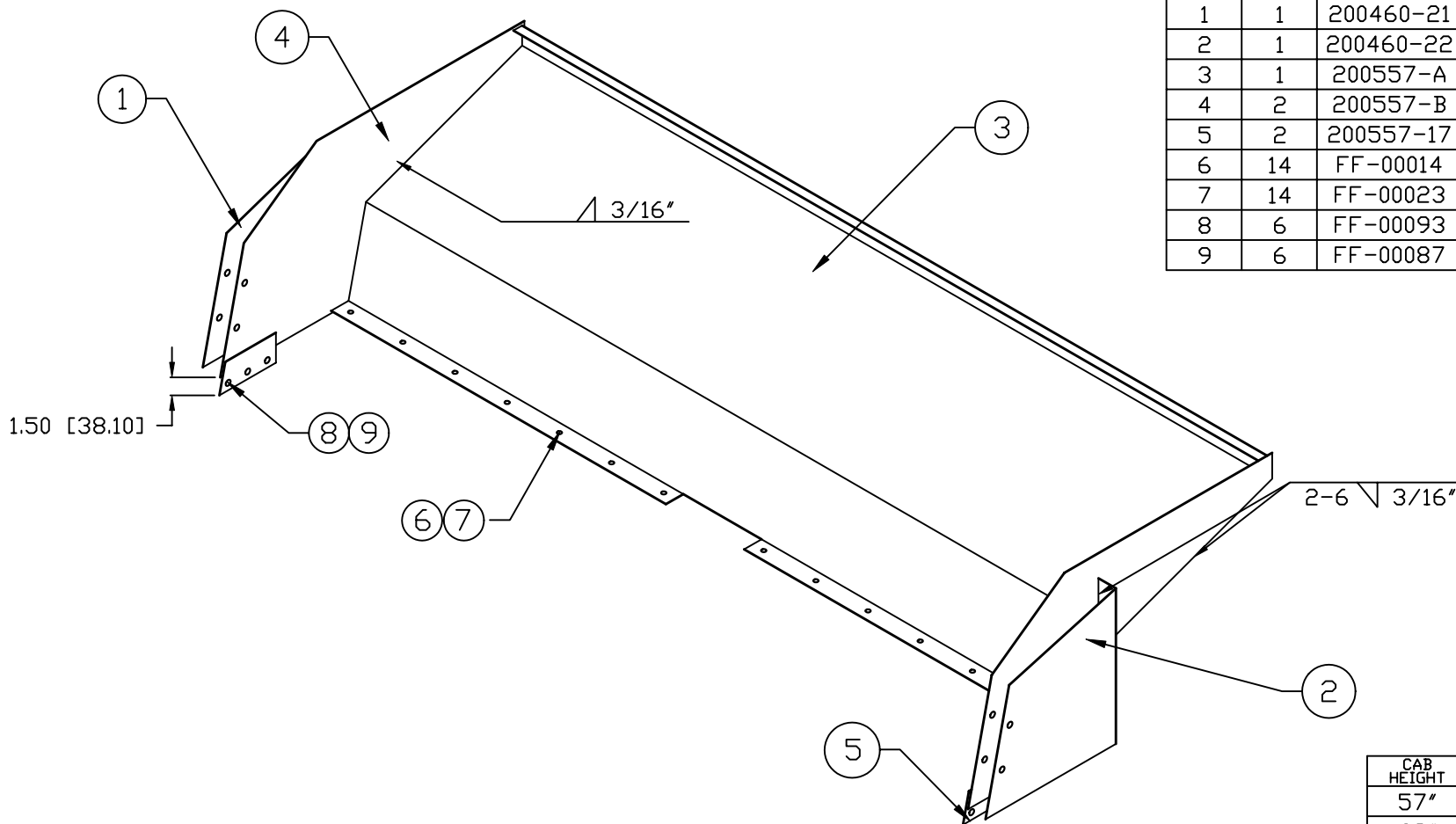
NAME

AC-3420 DRAG PAN ASSEMBLY

MATERIAL

SCALE	REQ'D.
1=8	
DRAWN	DATE
GF	10-9-92
CHECKED	DATE
FOR	
BOLT-IN PAN	
NUMBER	
220386-*	





ITEM	QUAN	PART NO.	DESCRIPTION
1	1	200460-21	FRONT L. H. SIDE BOARD POCKET
2	1	200460-22	FRONT R. H. SIDE BOARD POCKET
3	1	200557-A	MAIN PANEL
4	2	200557-B	SIDE PLATE
5	2	200557-17	MOUNTING PLATE
6	14	FF-00014	3/8" NC X 1" HEX HD C/S
7	14	FF-00023	3/8" NC KEP NUT
8	6	FF-00093	1/2" NC X 1" HEX HD C/S
9	6	FF-00087	1/2" NC LOCK NUT

CAB HEIGHT	*	A	B
57"	05	11	14
63"	06	12	15
69"	07	13	16
73"	08	18	20
81"	09	19	21

NOTE: CAB SHIELD FOR 57" CAB HEIGHT IS SHOWN.

UNLESS OTHERWISE SPECIFIED,  
ALL WELDS TO BE CONTINUOUS.  
SIZE OF WELD TO BE AT  
LEAST THE THICKNESS OF THE  
THINNER OF THE ADJACENT METALS.

TOLERANCE-UNLESS OTHERWISE  
SPECIFIED.

DECIMAL  $\pm$  0.010"  
FRACTIONAL  $\pm$  1/16"  
ANGULAR  $\pm$

**FONTAINE**  
**BODY & HOIST CO.**  
COLLINS, MISSISSIPPI

NAME  
**CAB SHIELD WELDMENT**  
for 12" SIDE BOARDS

MATERIAL

SCALE  
1=12

REQ'D.

DRAWN  
GF

DATE  
11-2-92

CHECKED

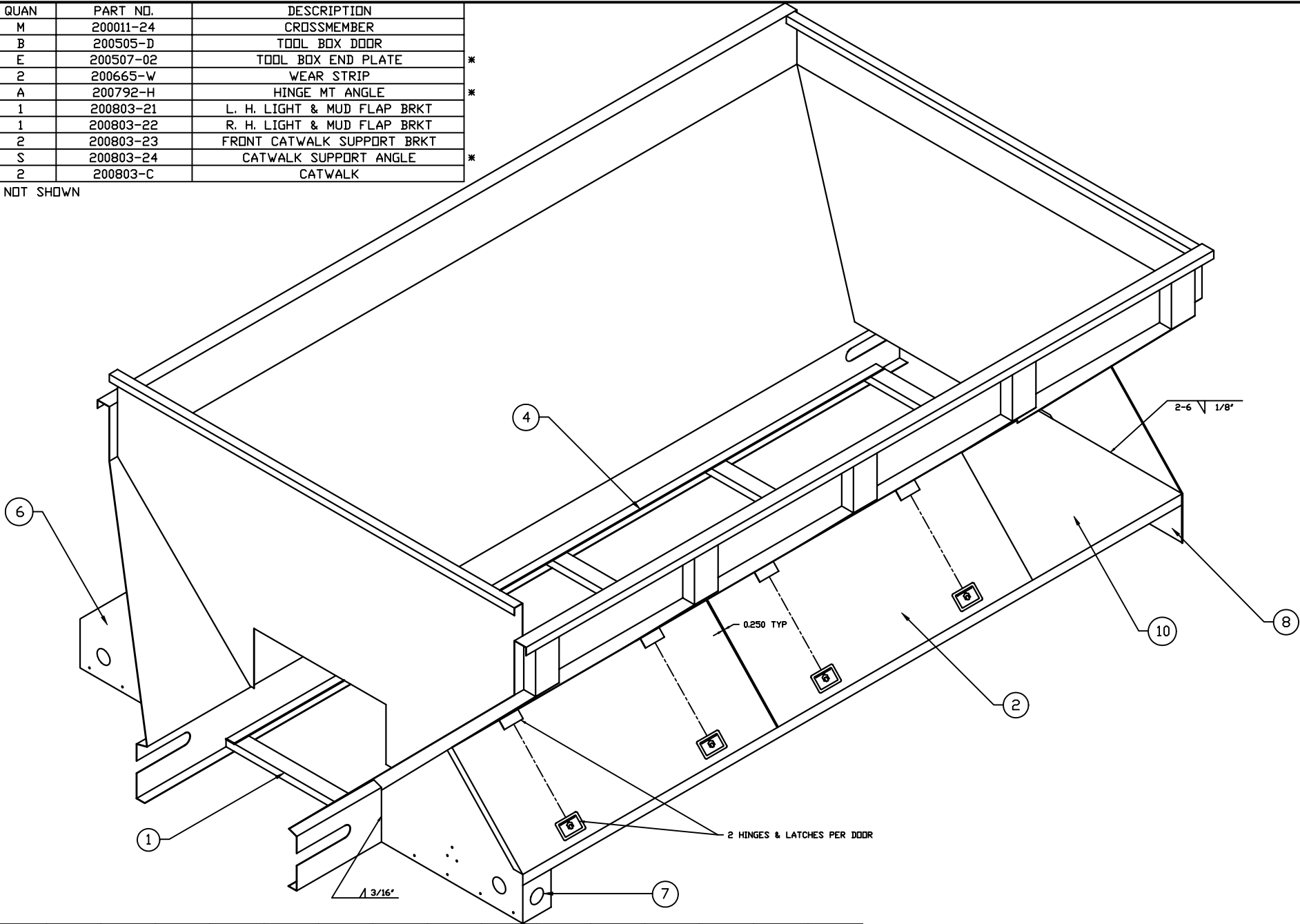
DATE

FOR  
AC-3420

NUMBER  
220146-\*

ITEM	QUAN	PART NO.	DESCRIPTION
1	M	200011-24	CROSSMEMBER
2	B	200505-D	TOOL BOX DOOR
3	E	200507-02	TOOL BOX END PLATE
4	2	200665-W	WEAR STRIP
5	A	200792-H	HINGE MT ANGLE
6	1	200803-21	L. H. LIGHT & MUD FLAP BRKT
7	1	200803-22	R. H. LIGHT & MUD FLAP BRKT
8	2	200803-23	FRONT CATWALK SUPPORT BRKT
9	S	200803-24	CATWALK SUPPORT ANGLE
10	2	200803-C	CATWALK

\* - ITEMS NOT SHOWN



BODY	8'	9'	10'	11'	12'	13'	14'	15'	16'	17'	18'	19'	20'	21'	22'
*	01	02	03	04	05	06	07	08	09	10	12	13	14	15	16
A	4	6	6	6	8	8	8	10	10	10	12	12	14	14	14
B	2	2	2	4	4	4	4	4	4	4	6	4 & 2	4 & 2	6	4 & 2
C	05	06	07	08	09	10	11	12	13	14	15	16	17	18	19
D	14	16	18	12	13	14	15	16	17	18	14	14 & 16	14 & 18	16	16 & 18
E	2	2	2	6	6	6	6	6	6	6	10	10	10	10	10
H	15	16	17	18	19	20	21	22	23	24	25	23	16	26	23
M	3	4	4	4	5	5	5	6	6	6	7	7	8	8	8
S	2	4	4	4	6	6	6	8	8	8	10	10	12	12	12
W	07	08	09	10	11	12	13	14	15	16	17	18	19	20	21

NOTE: CHASSIS MT UNIT SHOWN IS 12' BODY.

UNLESS OTHERWISE SPECIFIED,  
ALL WELDS TO BE CONTINUOUS.  
SIZE OF WELD TO BE AT  
LEAST THE THICKNESS OF THE  
THINNER OF THE ADJACENT METALS.

TOLERANCE-UNLESS OTHERWISE  
SPECIFIED.  
DECIMAL ± 0.010"  
FRACTIONAL ± 1/16"  
ANGULAR ±

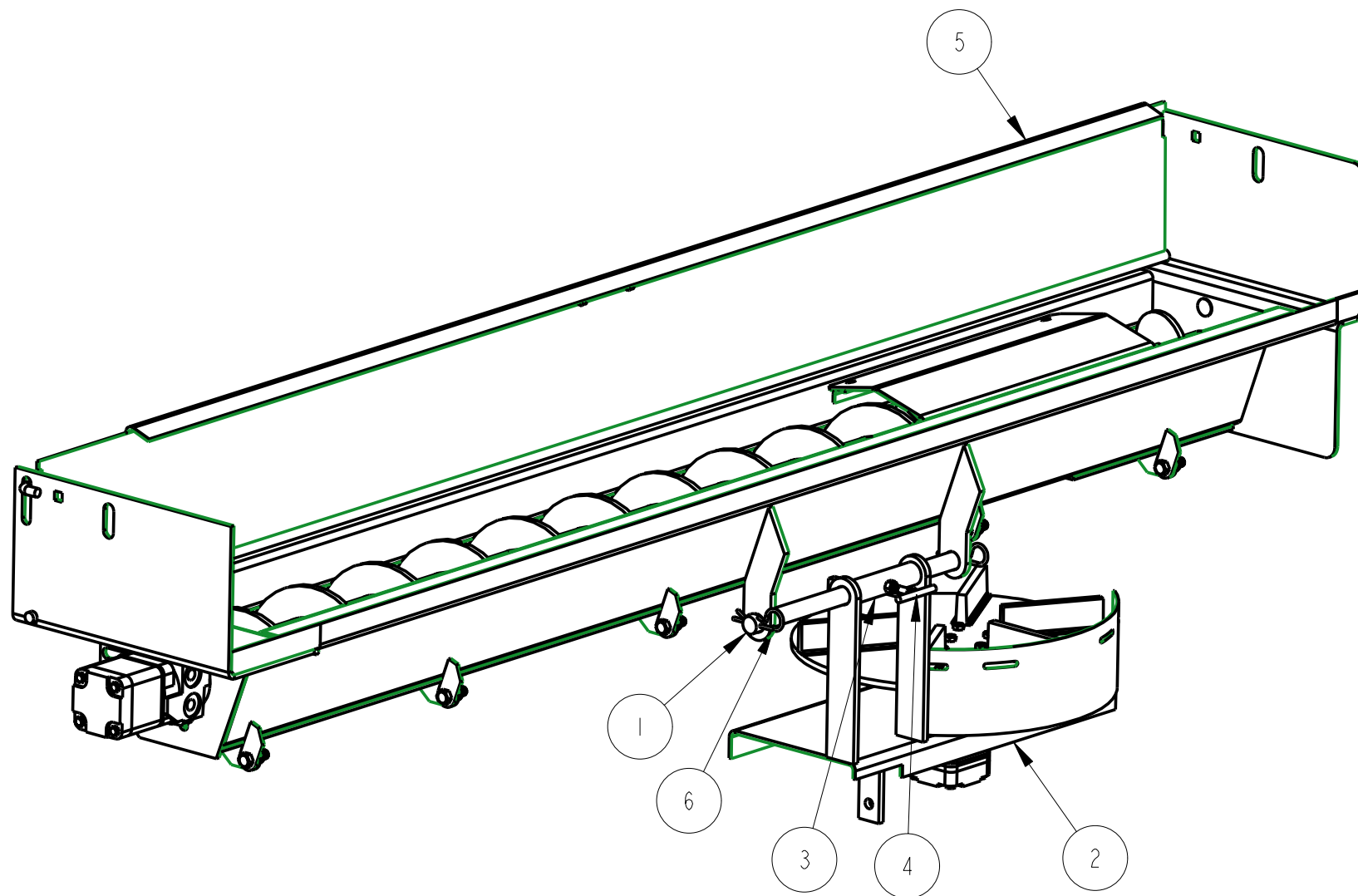
FONTAINE  
BODY & HOIST CO.  
COLLINS, MISSISSIPPI

CATWALK & TOOL BOX LAYOUT

SCALE 1=12	REQ'D.
DRAWN GF	DATE 10-23-92
CHECKED	DATE
FOR AC-3420	NUMBER 220112-*



ITEM	QTY.	PART NO.	WARREN PART NO.	DESCRIPTION	WEIGHT
1	1	200215-51	TBD	POSITIONING ROD - 304SS	3.994
2	1	220016-89	TBD	FAN ASSEMBLY - AC620 - POLY DISC	46.990
3	1	220152-51	TBD	POSITIONING PIPE ASSEMBLY - 304SS	0.788
4	1	220152-52	TBD	TEE-BOLT WELDMENT - 304SS	0.164
5	1	220388-94	AC-620-SS	BODY WELDMENT-AC620-DIRECT DRIVE-SS	355.351
6	2	FM-00518	900-80213	PIN - HITCH	0.064

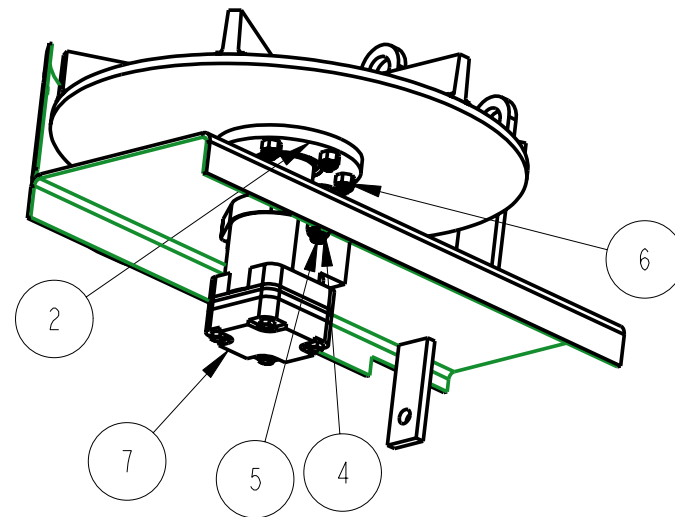
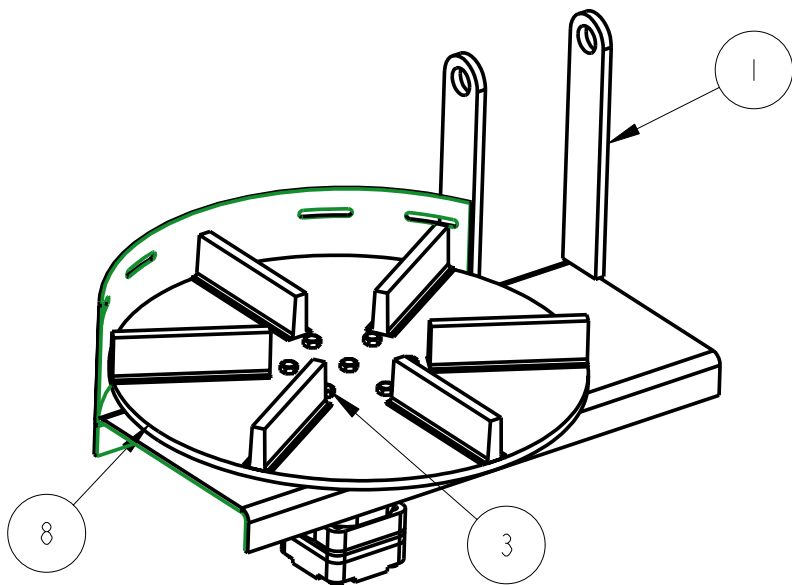


01-Aug-07

AC-620 SPREADER ASSEMBLY - 304SS


AC-620-SS

ITEM	QTY.	PART NO.	WARREN PART NO.	DESCRIPTION	WEIGHT
1	1	220003-03	TBD	FAN WELDMENT - AC620	20.542
2	1	2000079-04	TBD	SPINNER HUB - DIRECT MOUNT MOTOR	4.057
3	7	FF-00021	900-80123	3/8-16 X 1-1/2 HEX CAP SCREW GR 8 YEL ZN	0.062
4	2	FF-00087	900-80025	1/2-13 NYLON INSERT LOCKNUT ZN	0.045
5	2	FF-00126	900-80039	1/2-13 X 1-3/4 HEX CAP SCREW GR 8 YEL ZN	0.139
6	6	FF-00219	900-80114	3/8-16 NYLON INSERT LOCKNUT ZN	0.030
7	1	FHM-00114	400-30013	WHITE RS 200 SERIES MOTOR	15.792
8	1	FM-00820	700-30093	POLY DISC - 18" - AC-620 - EAC	5.561



UNLESS OTHERWISE SPECIFIED, ALL WELDS TO BE CONTINUOUS. SIZE OF WELD TO BE AT LEAST THE THICKNESS OF THE THINNER OF THE ADJACENT METALS.


TOLERANCE-UNLESS OTHERWISE SPECIFIED.  
 DECIMAL  $\pm .0625$  FRACTIONAL  $\pm 1/16$  ANGULAR  $\pm 1^\circ$

OP. #	OPERATION	MACH #	QTY.	CLK #	DATE	W/O#	 WARREN COLLINS, MS.	SCALE	REQ'D.	
									5/32	
									DRAWN	DATE
									PK	03-Aug-07
										WEIGHT
									46.936	
								WARREN PART NO.		
								TBD		
								NUMBER		
								220016-39		

FAN ASSEMBLY - AC620 - POLY DISC

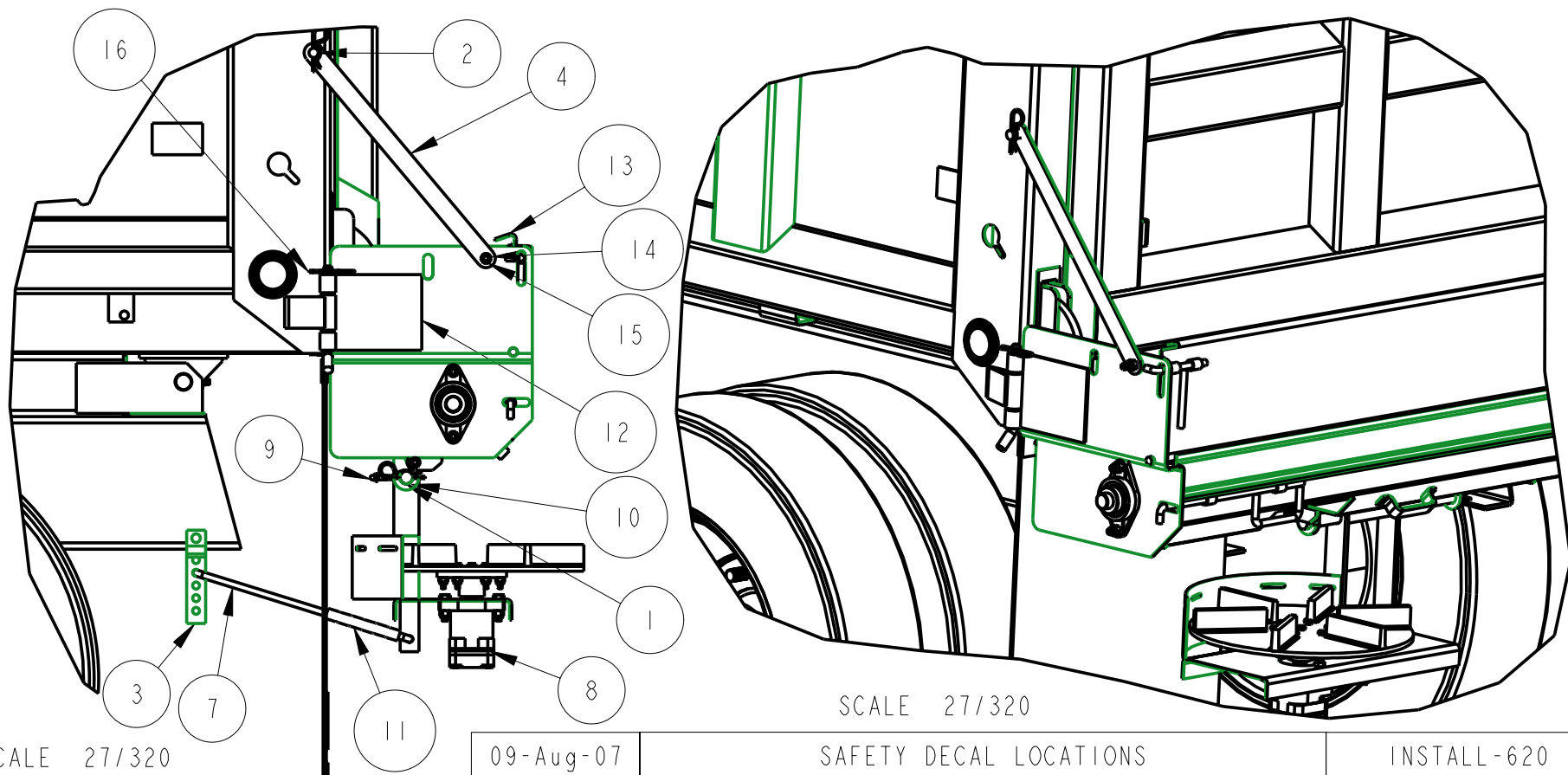
MATERIAL

NA





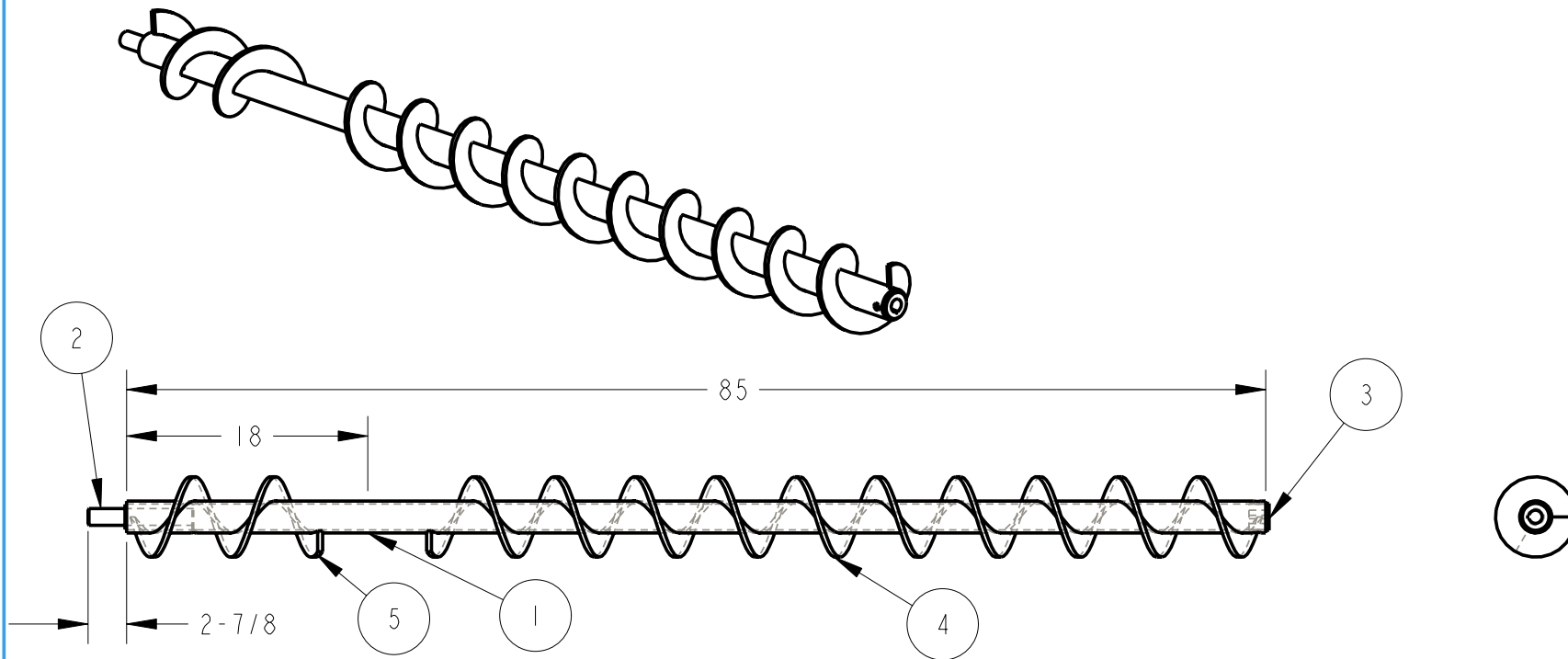
ITEM	QTY.	PART NO.	WARREN PART NO.	DESCRIPTION	WEIGHT
1	1	200215-51	TBD	POSITIONING ROD - 304SS	3.994
2	2	200309-54	TBD	BRACE PIN - T.G. SPREADER	0.151
3	1	200323-51	TBD	SPINNER LEVELING BRACKET - SS	5.301
4	2	200339-51	TBD	MOUNTING BAR - 620 - SS	8.286
5	1	200355-51	TBD	SPILL GUARD - TAILGATE - RH- S/S	13.636
6	1	200355-52	TBD	SPILL GUARD - TAILGATE - LH - S/S	13.636
7	1	200374-01	TBD	LINK ROD - ADJUSTMENT HALF	2.876
8	1	220016-89	TBD	FAN ASSEMBLY - AC620 - POLY DISC	46.990
9	1	220152-52	TBD	TEE-BOLT WELDMENT - 304SS	0.164
10	1	220152-53	TBD	POSITIONING PIPE ASSEMBLY - 304SS	0.788
11	1	220153-01	TBD	LEVELING LINK - 620 PIPE	1.858
12	2	220342-53	TBD	MOUNTING BRKT. ASSEM. - AC-620 - S/S	5.319
13	1	AC-620-SS	TBD	AC-620 SPREADER ASSEMBLY - 304SS	407.416
14	2	FF-00084	900-80037	BOLT-CARRIAGE-1/2-13 x 1 3/4 - ZN	0.128
15	2	FF-00157	900-80024	1/2-13 NYLON INSERT LOCKNUT SS	0.045
16	4	FM-00518	900-80213	PIN - HITCH	0.064





ITEM	QTY.	PART NO.	WARREN PART NO.	DESCRIPTION	WEIGHT
1	1	200215-51	TBD	POSITIONING ROD - 304SS	3.994
2	2	200309-54	TBD	BRACE PIN - T.G. SPREADER	0.151
3	1	200323-51	TBD	SPINNER LEVELING BRACKET - SS	5.301
4	2	200339-51	TBD	MOUNTING BAR - 620 - SS	8.286
5	1	200355-51	TBD	SPILL GUARD - TAILGATE - RH- S/S	13.636
6	1	200355-52	TBD	SPILL GUARD - TAILGATE - LH - S/S	13.636
7	1	200374-01	TBD	LINK ROD - ADJUSTMENT HALF	2.876
8	1	220016-89	TBD	FAN ASSEMBLY - AC620 - POLY DISC	46.990
9	1	220152-52	TBD	TEE-BOLT WELDMENT - 304SS	0.164
10	1	220152-53	TBD	POSITIONING PIPE ASSEMBLY - 304SS	0.788
11	1	220153-01	TBD	LEVELING LINK - 620 PIPE	1.858
12	2	220342-53	TBD	MOUNTING BRKT. ASSEM. - AC-620 - S/S	5.319
13	1	AC-620-SS	TBD	AC-620 SPREADER ASSEMBLY - 304SS	407.416
14	2	FF-00084	900-80037	BOLT-CARRIAGE-1/2-13 x 1 3/4 - ZN	0.128
15	2	FF-00157	900-80024	1/2-13 NYLON INSERT LOCKNUT SS	0.045
16	4	FM-00518	900-80213	PIN - HITCH	0.064

ITEM	QTY.	PART NO.	WARREN PART NO.	DESCRIPTION	WEIGHT
1	1	200418-37	300-30422	AUGER PIPE	35.566
2	1	220137-07	300-30520	IDLER SHAFT ASSEMBLY	2.847
3	1	A200272-18	300-30553	BUSHING	0.922
4	1	FM-00810-62	700-30081	FLIGHTING - 6" X 3/8" - RH X 62" LG	26.101
5	1	FM-00812-14	700-30092	FLIGHTING - 6" X 3/8" - RH X 14" LG.	5.894



UNLESS OTHERWISE SPECIFIED, ALL WELDS TO BE CONTINUOUS. SIZE OF WELD TO BE AT LEAST THE THICKNESS OF THE THINNER OF THE ADJACENT METALS.

TOLERANCE-UNLESS OTHERWISE SPECIFIED.

DECIMAL	± .0625	FRACTIONAL	± 1/16	ANGULAR	± 1°
---------	---------	------------	--------	---------	------

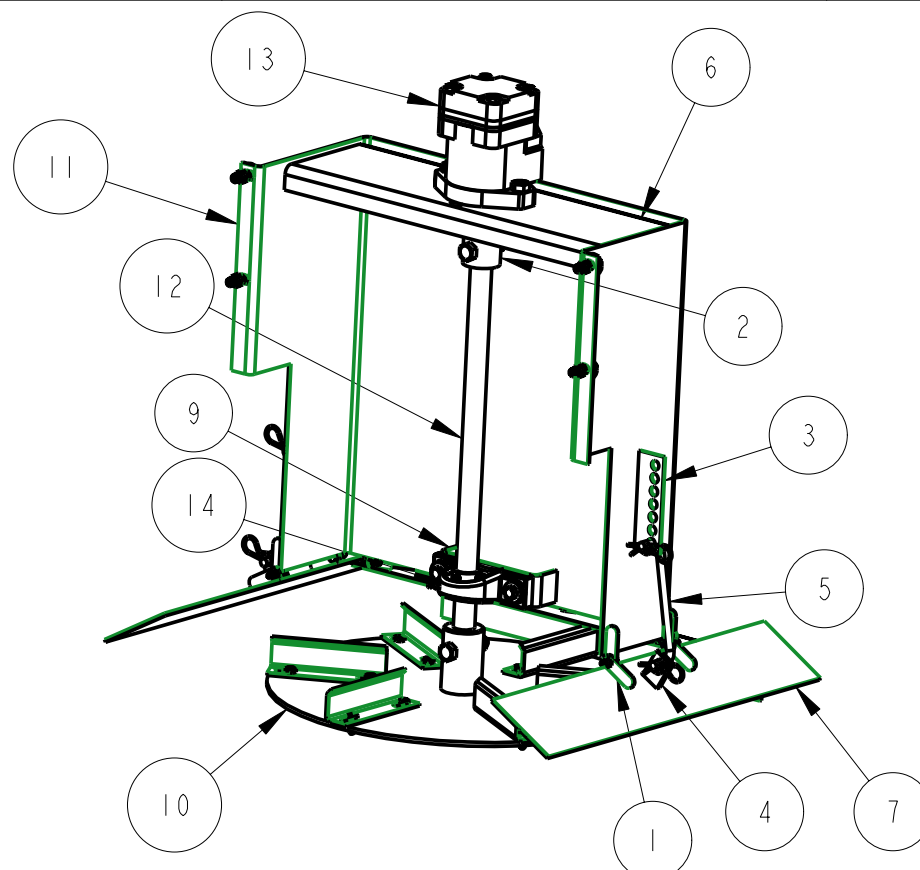
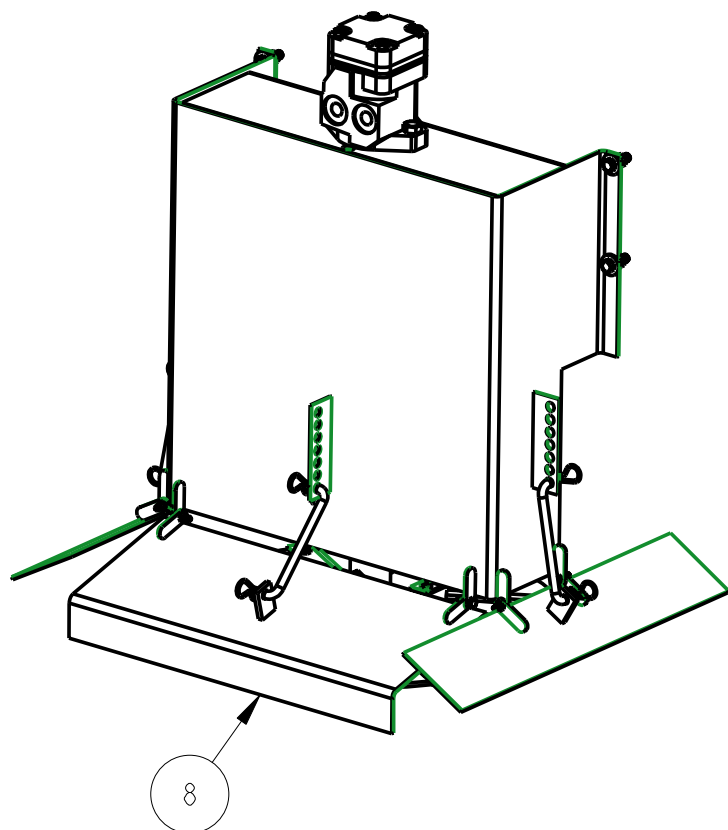
OP. #	OPERATION	MACH #	QTY.	CLK #	DATE	W/O#	
							
							DATE
							QTY.
							DEST.

SCALE 27/320	REQ'D.
DRAWN PK	DATE 10-Aug-07
	WEIGHT 71.329
WARREN PART NO. 300-30524	
NUMBER 220195-48	





ITEM	QTY.	PART NO.	WARREN PART NO.	DESCRIPTION	WEIGHT
1	12	200159-03	300-30181	DEFLECTOR HINGE	0.042
2	1	200165-08	TBD	SHAFT COUPLING - 1 IN. MOTOR SHAFT	4.669
3	3	200253-01	300-30192	DEFLECTOR ROD BRACKET - FRT, REAR & SIDES	0.161
4	3	200254-01	300-30193	DEFLECTOR ROD MOUNT - SIDE	0.096
5	3	200264-01	300-30194	ROD - FAN ASSEMBLY DEFLECTOR	0.239
6	1	200808-02	TBD	SPINNER MOTOR MOUNT BRACKET	23.996
7	2	200808-03	TBD	BAFFLE - FRONT AND REAR	10.760
8	1	200808-04	TBD	SIDE BAFFLE - AC-1820 FAN ASSEMBLY	23.524
9	1	200808-05	TBD	BEARING MOUNT BRACKET	2.134
10	1	220123-01	300-30033	18" - SPINNER DISK WELDMENT	18.469
11	1	A200808-11	TBD	MAIN BODY	87.751
12	1	A200808-12	TBD	SPINNER SHAFT	16.398
13	1	FHM-00114	400-30013	WHITE RS 200 SERIES MOTOR	15.792
14	1	FM-00248	700-30027	PILLOW BLOCK BEARING - 1IN.	2.230



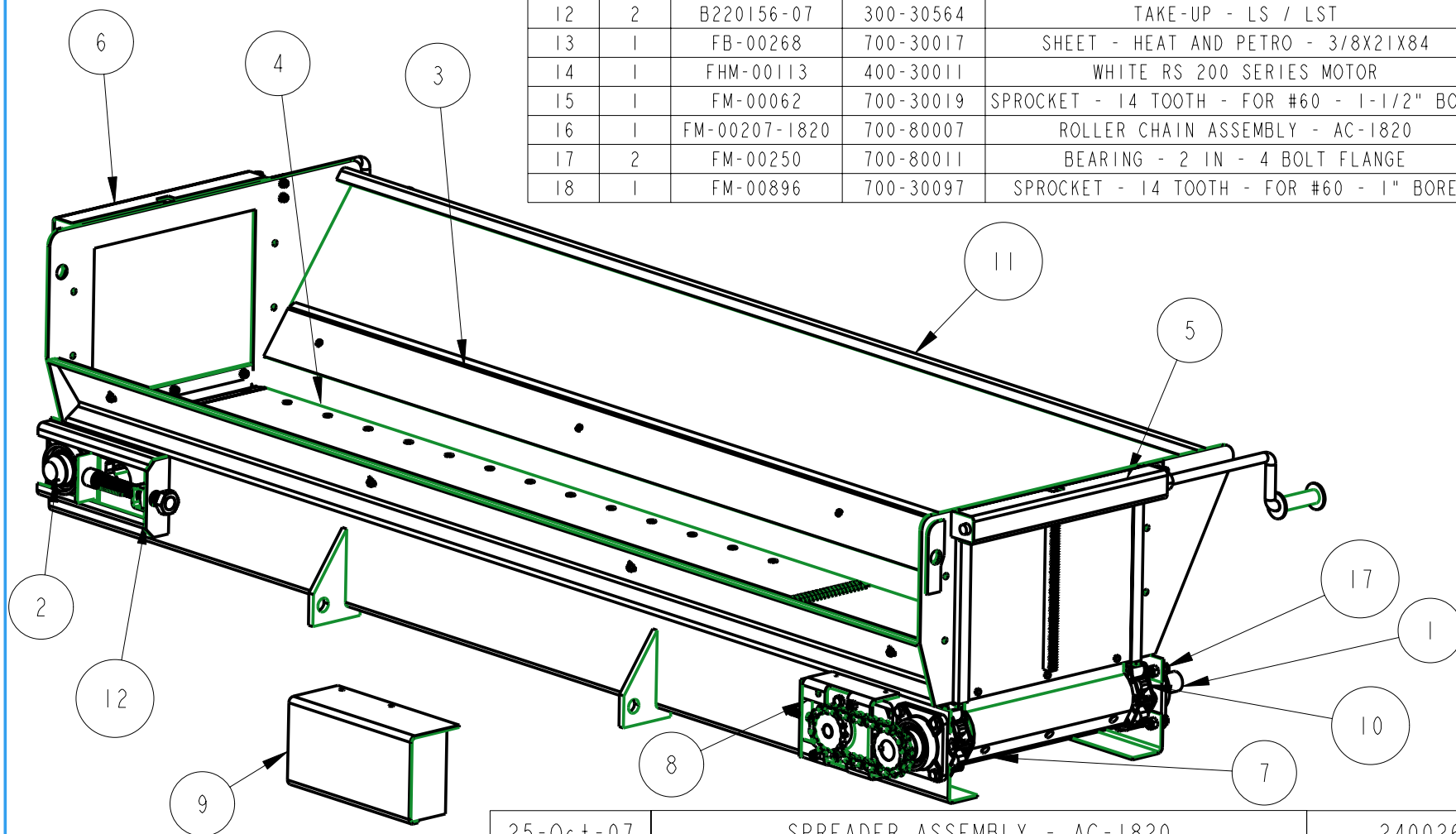
24-Oct-07

SPINNER ASSEMBLY - AC-1820

220338-08



ITEM	QTY.	PART NO.	WARREN NO.	DESCRIPTION	WEIGHT
1	1	200469-14	300-30430	SHAFT - DRIVE - AC-1820	14.234
2	1	200469-15	300-30431	SHAFT - DRIVE - AC-1820	13.531
3	2	200474-04	300-30432	BACKING STRIP-CONVEYOR BELT SHIELD	17.530
4	2	200474-05	300-30433	CONVEYOR SHIELD BELTING	6.257
5	1	220034-18-L	300-30498	FEEDGATE ASSEMBLY - AC-1820	34.110
6	1	220034-18-R	300-30498	FEEDGATE ASSEMBLY - AC-1820	34.110
7	1	220044-85	300-30500	PINTLE CHAIN - AC-1820	191.176
8	1	220095-03	300-30503	CHAIN ADJUSTMENT ASSEMBLY	25.195
9	1	220286-07	300-30526	CHAIN GUARD - AC-1820	9.985
10	4	220337-01	300-30529	SPROCKET ASSEMBLY - 6T - 1 1/2 BORE	4.686
11	1	220387-07	300-30534	BASIC HOPPER WELDMENT	302.904
12	2	B220156-07	300-30564	TAKE-UP - LS / LST	15.821
13	1	FB-00268	700-30017	SHEET - HEAT AND PETRO - 3/8X21X84	38.161
14	1	FHM-00113	400-30011	WHITE RS 200 SERIES MOTOR	21.104
15	1	FM-00062	700-30019	SPROCKET - 14 TOOTH - FOR #60 - 1-1/2" BORE	1.532
16	1	FM-00207-1820	700-80007	ROLLER CHAIN ASSEMBLY - AC-1820	1.097
17	2	FM-00250	700-80011	BEARING - 2 IN - 4 BOLT FLANGE	5.720
18	1	FM-00896	700-30097	SPROCKET - 14 TOOTH - FOR #60 - 1" BORE	1.892



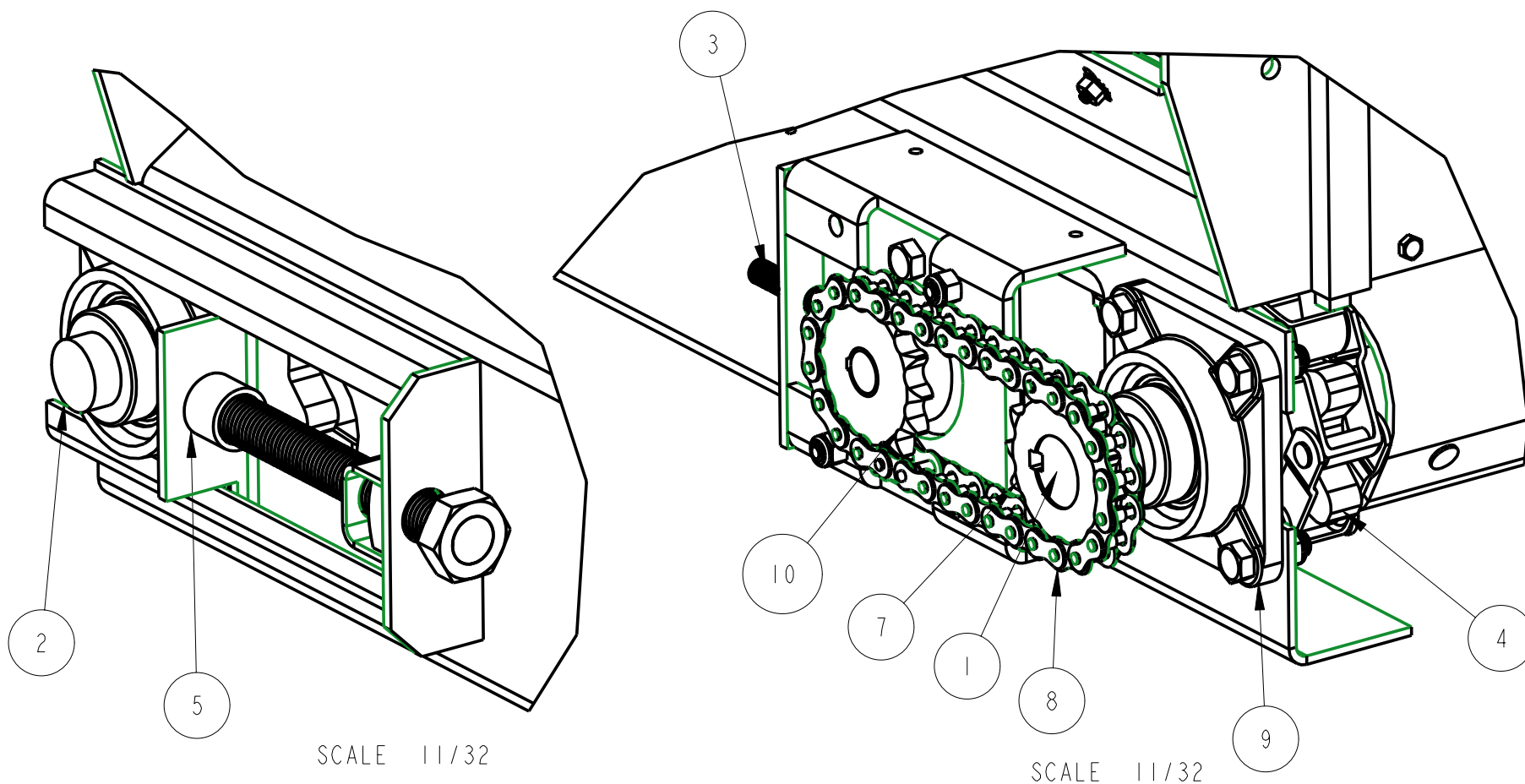
25-Oct-07

SPREADER ASSEMBLY - AC-1820

240026-03

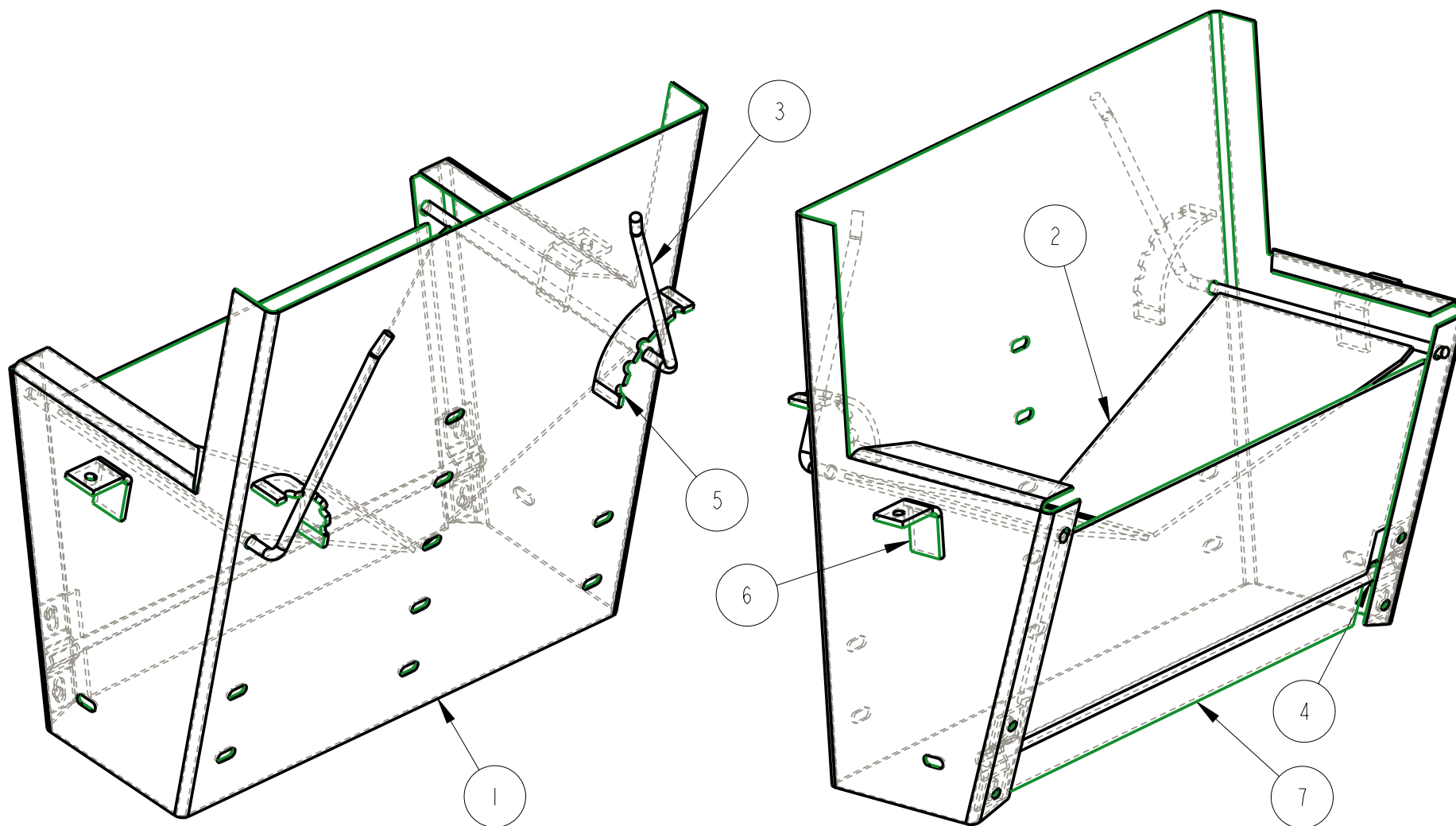


ITEM	QTY.	PART NO.	WARREN PART NO.	DESCRIPTION	WEIGHT
1	1	200469-14	300-30430	SHAFT - DRIVE - AC-1820	14.234
2	1	200469-15	300-30431	SHAFT - DRIVE - AC-1820	13.531
3	1	220095-03	300-30503	CHAIN ADJUSTMENT ASSEMBLY	25.195
4	4	220337-01	300-30529	SPROCKET ASSEMBLY - 6T - 1 1/2 BORE	4.686
5	2	B220156-07	300-30564	TAKE-UP - LS / LST	15.821
6	1	FHM-00113	400-30011	WHITE RS 200 SERIES MOTOR	21.104
7	1	FM-00062	700-30019	SPROCKET - 14 TOOTH - FOR #60 - 1-1/2" BORE	1.532
8	1	FM-00207-1820	700-80007	ROLLER CHAIN ASSEMBLY - AC-1820	1.097
9	2	FM-00250	700-80011	BEARING - 2 IN - 4 BOLT FLANGE	5.720
10	1	FM-00896	700-30097	SPROCKET - 14 TOOTH - FOR #60 - 1" BORE	1.892





ITEM	QTY.	PART NO.	WARREN PART NO.	DESCRIPTION	WEIGHT
1	1	200149-01	TBD	FAN ASSY. MAIN BODY	37.792
2	2	200153-02	TBD	BAFFLE - INTERNAL	4.886
3	2	200156-01	300-30178	ROD - BAFFLE	0.996
4	2	200157-01	300-30944	HINGE BEARING	0.249
5	2	200162-01	300-30183	BRACKET - RADIUS ADJUSTMENT	0.515
6	2	200281-02	300-30198	T-BOLT MOUNTING ANGLE	0.424
7	1	220083-01	300-31052	MANUAL BAFFLE WELDMENT	17.690



08-Feb-08

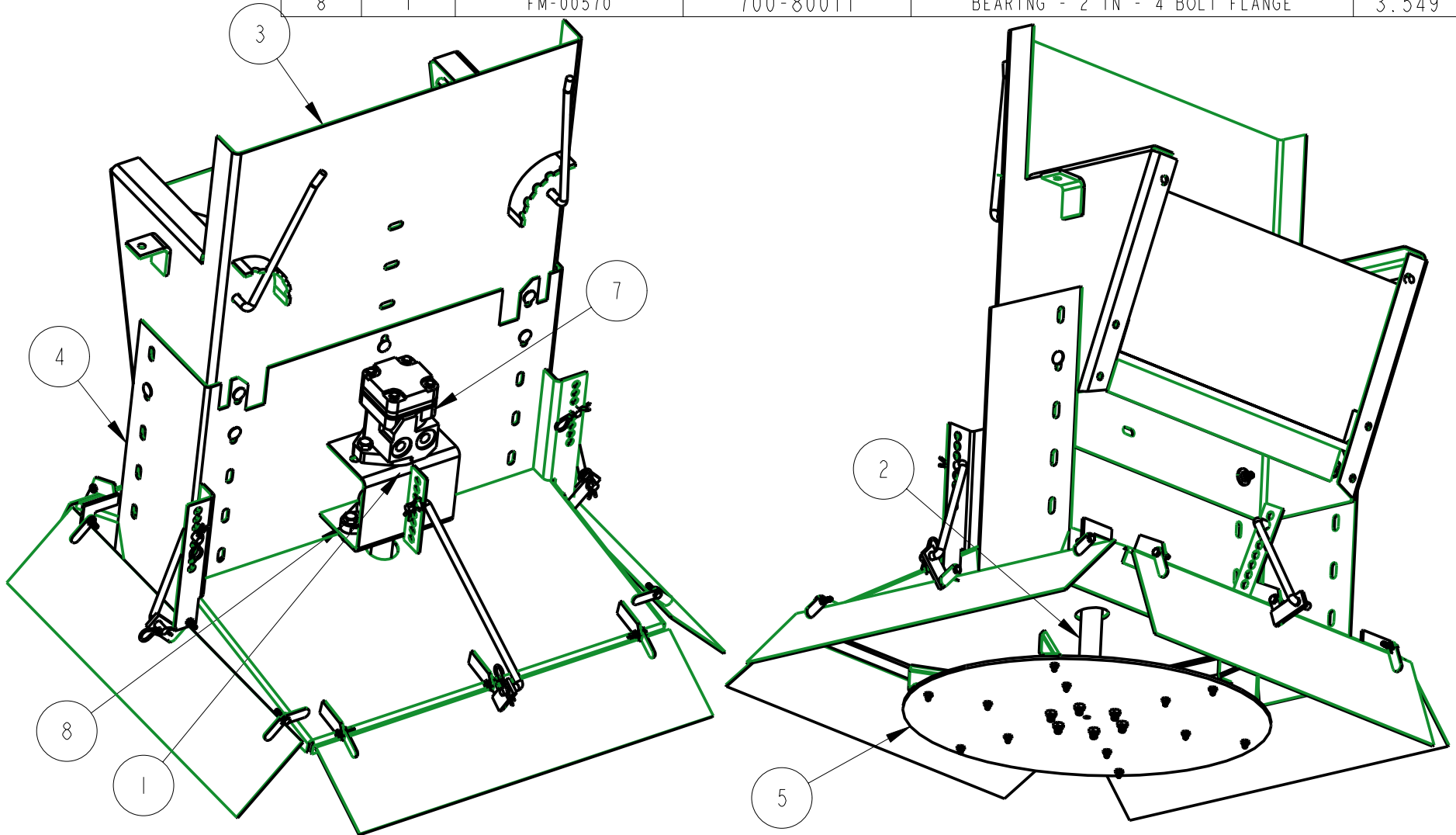
UPPER HOPPER WELDMENT - AC2420A

300-31053

220085-01



ITEM	QTY.	PART NO.	WARREN PART NO.	DESCRIPTION	WEIGHT
1	1	200165-01	300-30018	SHAFT COUPLING - 1 IN. MOTOR SHAFT	0.852
2	1	200166-01	300-30019	SPINNER SHAFT - AC	14.106
3	1	220085-01	300-31053	UPPER HOPPER WELDMENT - AC2420A	70.877
4	1	220085-02	300-31054	LOWER HOPPER WELDMENT AC2420A	100.236
5	1	220123-20	300-30033	22" - SPINNER DISK WELDMENT	27.374
6	1	FF-50058	900-80044	1/2-13 X 2-1/4 HEX CAP SCREW GR 8 YEL ZN	0.221
7	1	FHM-00114	400-30013	WHITE RS 200 SERIES MOTOR	15.792
8	1	FM-00570	700-80011	BEARING - 2 IN - 4 BOLT FLANGE	3.549



04-Dec-07

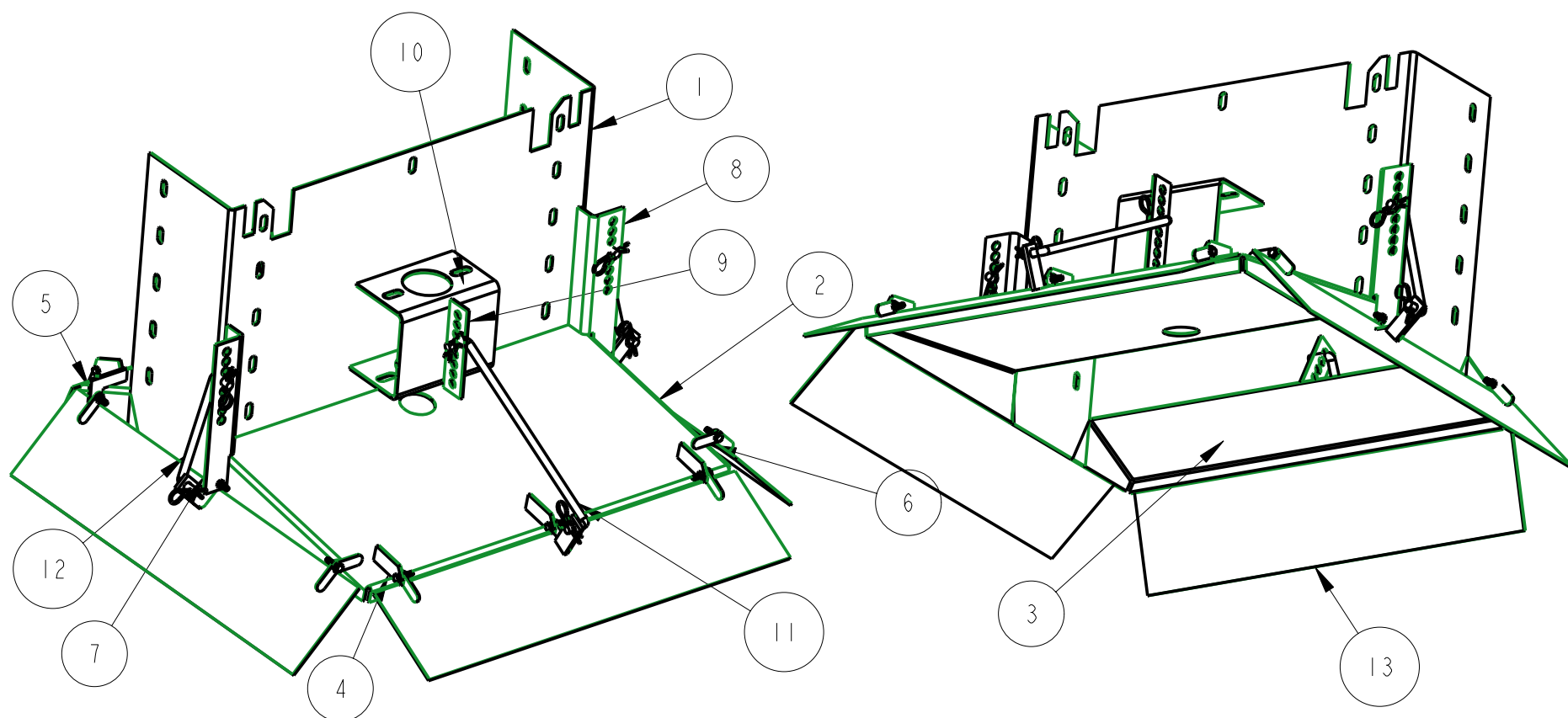
AC-2420 FAN ASSEM

300-30914

220016-33



ITEM	QTY.	PART NO.	WARREN PART NO.	DESCRIPTION	WEIGHT
1	1	200150-01	TBD	LOWER MAIN BODY - FAN ASSY.	23.709
2	1	200151-01	TBD	FRONT SHROUD	16.465
3	1	200152-01	TBD	REAR SHROUD	6.281
4	6	200159-01	TBD	DEFLECTOR HINGE	0.115
5	2	200159-02	300-30180	DEFLECTOR HINGE	0.121
6	2	200159-03	300-30181	DEFLECTOR HINGE	0.042
7	1	200160-03L	TBD	COMBO HINGE/DEFLECTOR BRK - LH	0.000
8	1	200160-03R	TBD	COMBO HINGE/DEFLECTOR BRK - RH	0.000
9	2	200160-05	TBD	ADJUSTMENT BRK. - DEFLECTOR	1.231
10	1	200161-01	TBD	SPINNER MOTOR MNT. BRACKET	13.364
11	1	200163-02	TBD	ROD - DEFLECTOR ADJ.	2.274
12	3	200163-03	TBD	ROD - DEFLECTOR ADJ.	1.325
13	4	220084-01	300-30029	DEFLECTOR WELDMENT - FRT. & SD	0.000

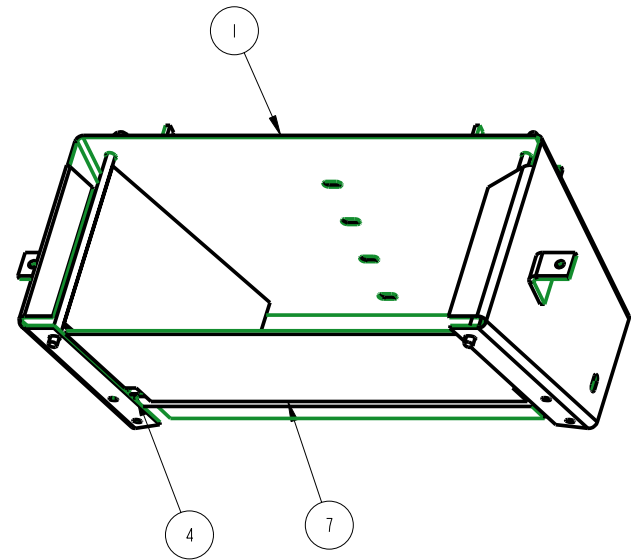
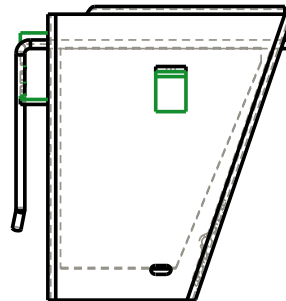
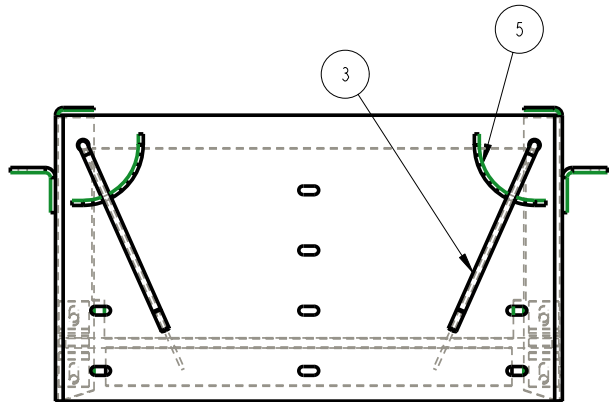
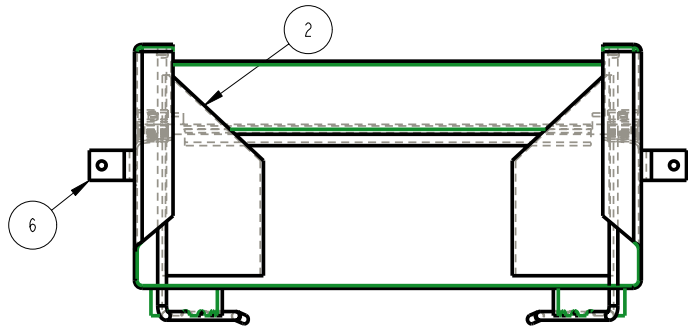


05-Dec-07

LOWER HOPPER WELDMENT AC2420A

TBD

220085-02



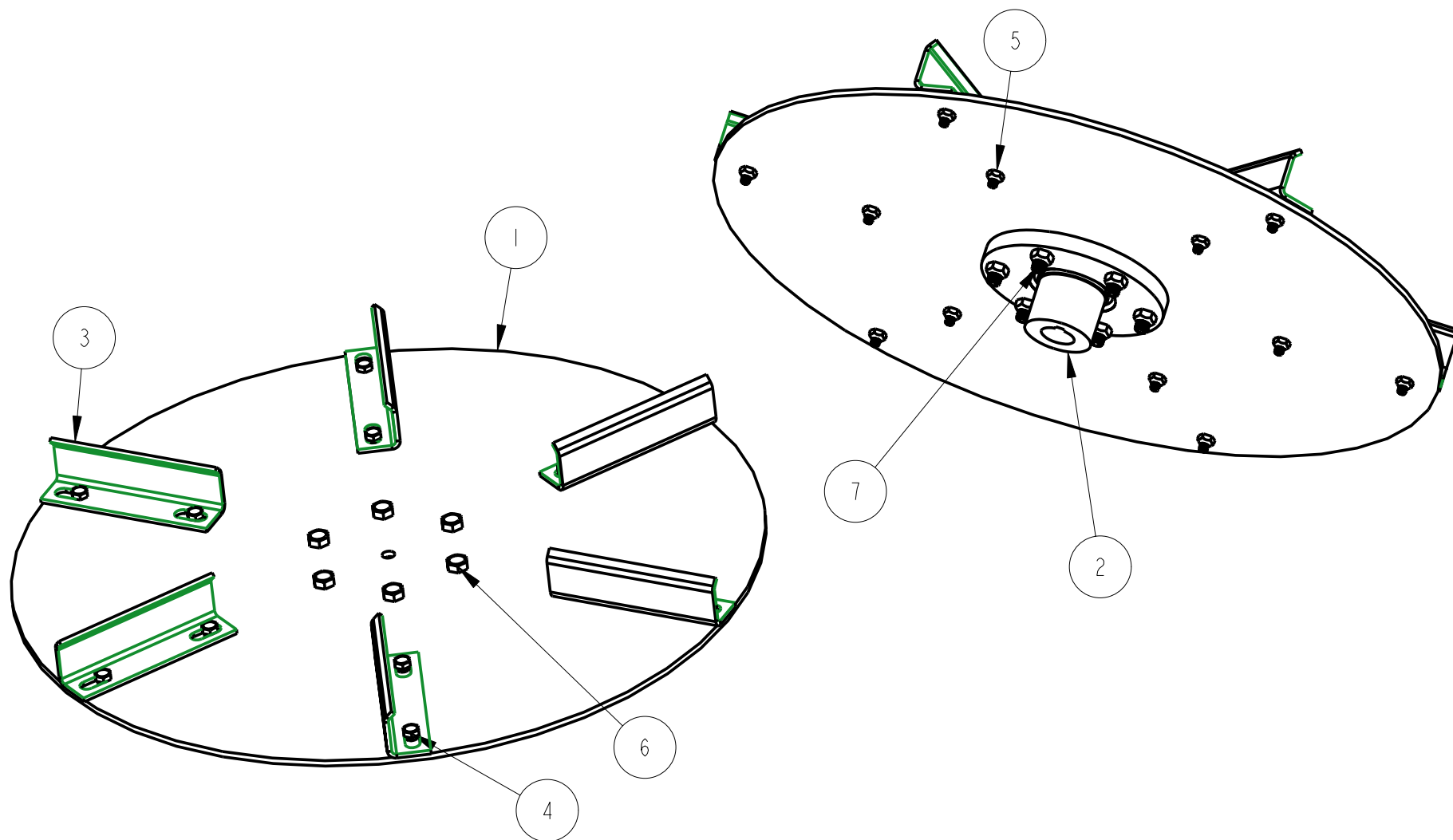
ITEM	QTY.	PART NO.	WARREN PART NO.	DESCRIPTION	WEIGHT
1	1	200149-03	TBD	FAN ASSY. MAIN BODY	27.109
2	2	200153-02	TBD	BAFFLE - INTERNAL	4.886
3	2	200156-01	300-30178	ROD - BAFFLE	0.996
4	2	200157-01	TBD	HINGE BEARING	0.249
5	2	200162-01	300-30183	BRACKET - RADIUS ADJUSTMENT	0.515
6	2	200281-02	300-30198	T-BOLT MOUNTING ANGLE	0.424
7	1	220083-01	TBD	MANUAL BAFFLE WELDMENT	17.690

OP. #	OPERATION	MACH. #	QTY.	CLK. #	DATE	W/O#	UNLESS OTHERWISE SPECIFIED. ALL WELDS TO BE CONTINUOUS. SIZE OF WELD TO BE AT LEAST THE THICKNESS OF THE THINNER OF THE ADJACENT METALS.	SCALE 3/16	REQ'D.
						DATE		DRAWN JS	DATE 04-Dec-07
						QTY.	TOLERANCE-UNLESS OTHERWISE SPECIFIED.		WEIGHT 70.877
						DEST.	DECIMAL ± .0625 FRACTIONAL ± 1/16 ANGULAR ± 1°	NAME UPPER HOPPER WELDMENT - AC2420A - AUGER	WARREN PART NO. TBD
								MATERIAL NA	NUMBER 220085-08





ITEM	QTY.	PART NO.	WARREN PART NO.	DESCRIPTION	WEIGHT
1	1	200054-04	300-30866	SPINNER DISK - 22 IN - MS	20.102
2	1	200079-04	300-30875	SPINNER HUB - DIRECT MOUNT MOTOR	4.057
3	6	200158-01	300-30179	SPINNER FIN - MS	0.524
4	12	FF-00032	900-80075	1/4-20 X 3/4 HEX CAP SCREW GR 5 ZN	0.017
5	12	FF-00052	900-80062	NUT - STOVER LOCK - 1/4 IN. NC	0.006
6	6	FF-00229	900-80128	3/8-16 X 1-1/4 HEX CAP SCREW GR 8 YEL ZN	0.054
7	6	FF-50117	900-80115	NUT - STOVER LOCK - 3/8 IN. NC	0.012



08-Feb-08

22" - SPINNER DISK WELDMENT

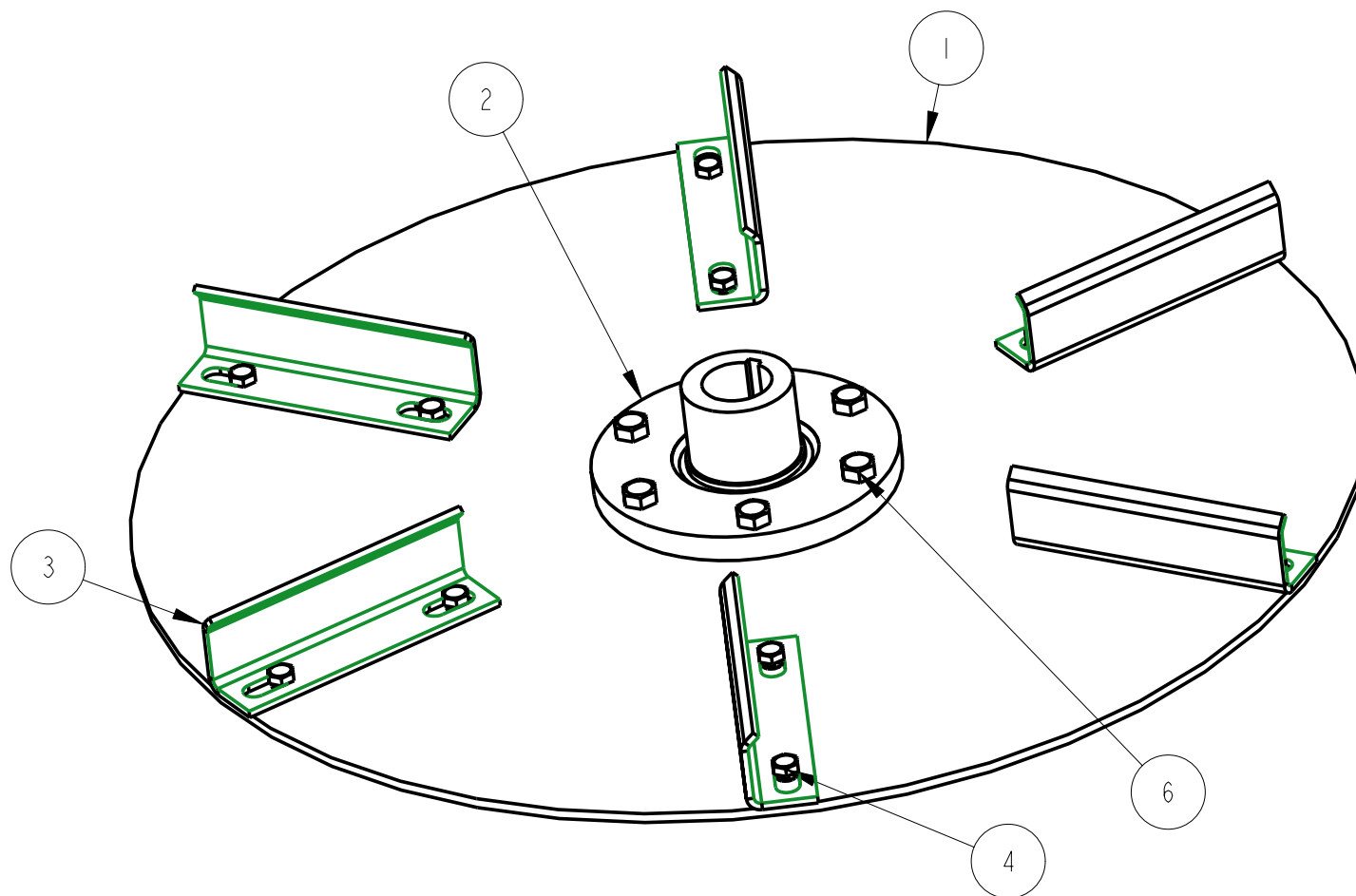
300-30926

220123-33





ITEM	QTY.	PART NO.	WARREN PART NO.	DESCRIPTION	WEIGHT
1	1	200054-04	300-30866	SPINNER DISK - 22 IN - MS	20.102
2	1	200079-01	300-30328	SPINNER HUB - DIRECT MOUNT MOTOR - LF	3.457
3	6	200158-01	300-30179	SPINNER FIN - MS	0.524
4	12	FF-00032	900-80075	1/4-20 X 3/4 HEX CAP SCREW GR 5 ZN	0.017
5	12	FF-00052	900-80062	NUT - STOVER LOCK - 1/4 IN. NC	0.006
6	6	FF-00229	900-80128	3/8-16 X 1-1/4 HEX CAP SCREW GR 8 YEL ZN	0.054
7	6	FF-50117	900-80115	NUT - STOVER LOCK - 3/8 IN. NC	0.012



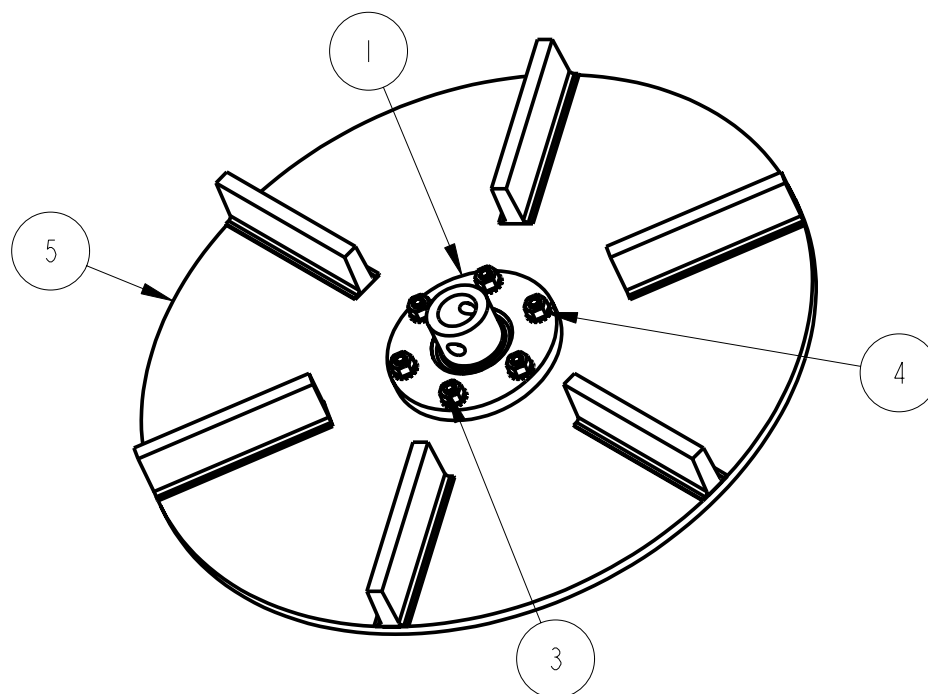
08-Feb-08

22" - SPINNER DISK WELDMENT

300-30033


220123-20

ITEM	QTY.	PART NO.	WARREN PART NO.	DESCRIPTION	WEIGHT
1	1	2000079-02	300-30874	SPINNER HUB - TOP MOUNT MOTOR	3.769
2	6	FF-00015	900-80106	3/8 FLAT WASHER ZN	0.021
3	6	FF-00021	900-80123	3/8-16 X 1-1/2 HEX CAP SCREW GR 8 YEL ZN	0.221
4	6	FF-00023	900-80113	3/8-16 NUT-KEP ZN	0.026
5	1	FM-00940	700-30105	POLY DISC - 22" - AC	7.578

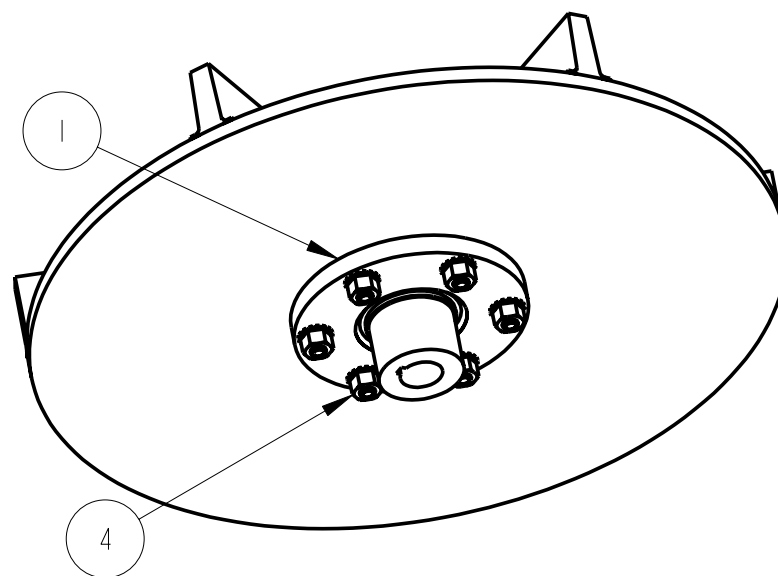
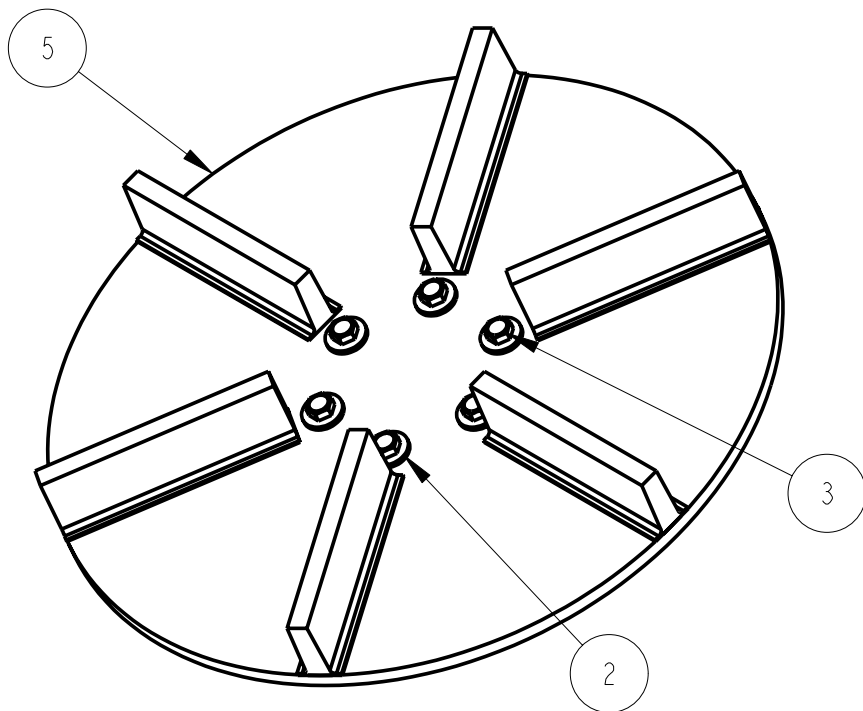


UNLESS OTHERWISE SPECIFIED, ALL WELDS TO BE CONTINUOUS. SIZE OF WELD TO BE AT LEAST THE THICKNESS OF THE THINNER OF THE ADJACENT METALS.

TOLERANCE-UNLESS OTHERWISE SPECIFIED.  
 DECIMAL  $\pm .0625$  FRACTIONAL  $\pm 1/16$  ANGULAR  $\pm 1^\circ$

OP. #	OPERATION	MACH #	QTY.	CLK #	DATE	W/O#	 WARREN COLLINS, MS.	SCALE	REQ'D.
						DATE		3/16	
						QTY.		DRAWN	DATE
						NAME		PK	06-Dec-07
						DEST.			WEIGHT
						MATERIAL			12.000
							POLY DISC ASSEMBLY - 22" - AC	WARREN PART NO.	
							NA	300-30924	
								NUMBER	
								220123-13	

ITEM	QTY.	PART NO.	WARREN PART NO.	DESCRIPTION	WEIGHT
1	1	2000079-04	300-30875	SPINNER HUB - DIRECT MOUNT MOTOR	3.985
2	6	FF-00015	900-80106	3/8 FLAT WASHER ZN	0.021
3	6	FF-00021	900-80123	3/8-16 X 1-1/2 HEX CAP SCREW GR 8 YEL ZN	0.221
4	6	FF-00023	900-80113	3/8-16 NUT-KEP ZN	0.026
5	1	FM-00820	700-30093	POLY DISC - 18" - AC-620 - EAC	5.563



UNLESS OTHERWISE SPECIFIED, ALL WELDS TO BE CONTINUOUS. SIZE OF WELD TO BE AT LEAST THE THICKNESS OF THE THINNER OF THE ADJACENT METALS.

TOLERANCE-UNLESS OTHERWISE SPECIFIED.


DECIMAL

± .0625

FRACTIONAL ±1/16

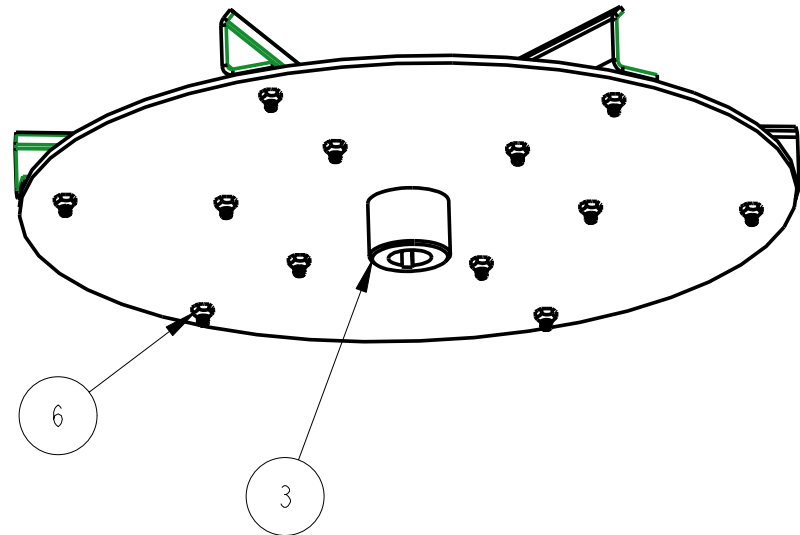
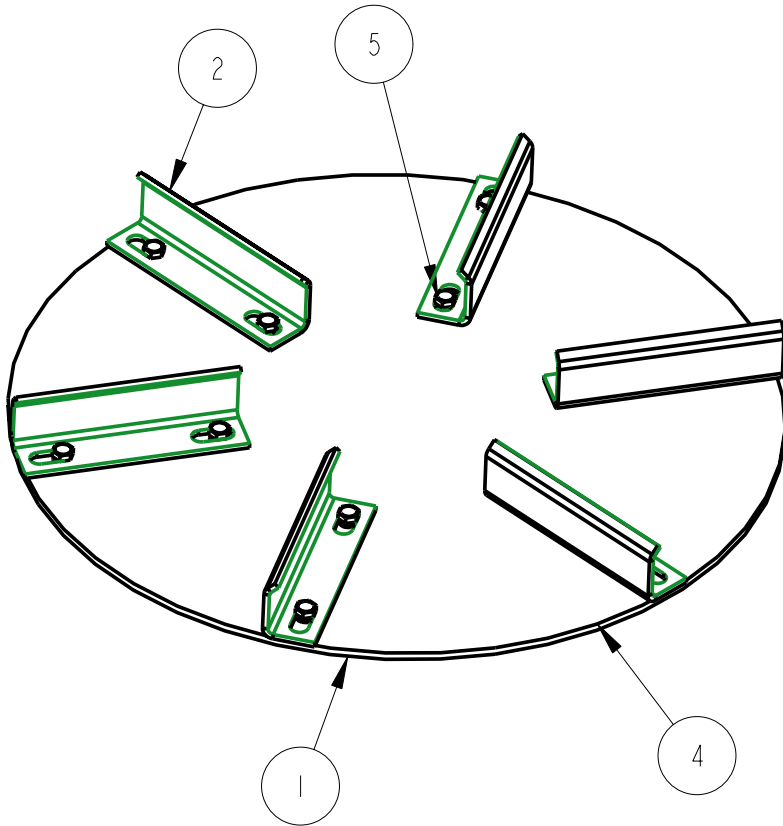
ANGULAR

±1°

OP. #	OPERATION	MACH #	QTY.	CLK #	DATE	W/O#	 WARREN COLLINS, MS.	SCALE 1/4	REQ'D.	
						DATE			DRAWN PK	DATE 06-Dec-07
						QTY.				WEIGHT 10.273
						DEST.			WARREN PART NO. 300-30923	
						MATERIAL			NUMBER 220123-11	
							POLY DISC ASSEMBLY - 18"			
							NA			



ITEM	QTY.	PART NO.	WARREN PART NO.	DESCRIPTION	WEIGHT
1	1	200054-05	300-30166	SPINNER DISK - 18 IN - MS	13.435
2	6	200158-01	300-30179	SPINNER FIN - MS	0.524
3	1	200313-01	300-30202	SPINNER HUB	0.756
4	1	220123-10	300-30233	18" - SPINNER DISK WELDMENT	14.192
5	12	FF-00032	900-80075	1/4-20 X 3/4 HEX CAP SCREW GR 5 ZN	0.017
6	12	FF-00052	900-80062	NUT - STOVER LOCK - 1/4 IN. NC	0.006



08-Feb-08

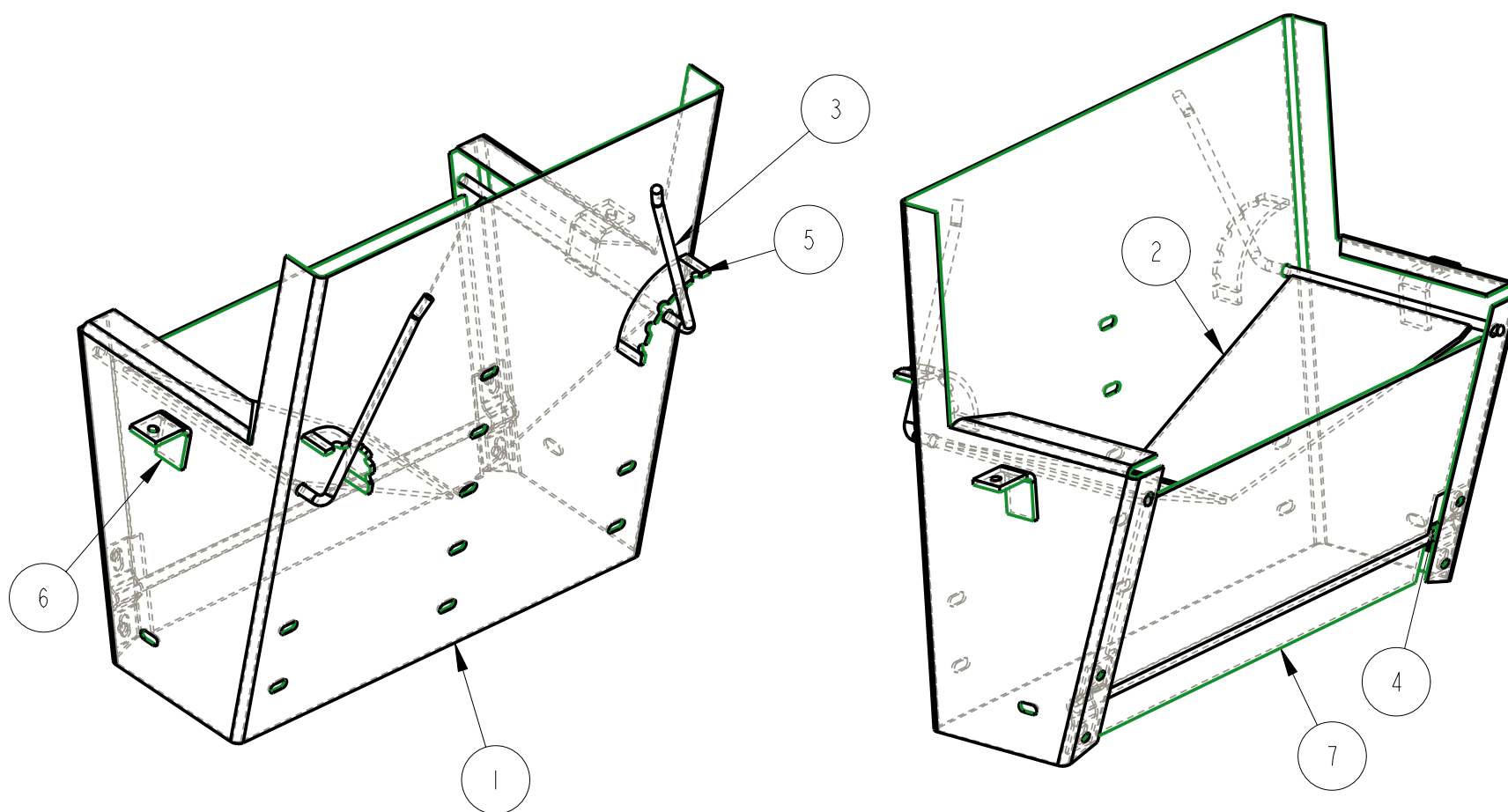
18" - SPINNER DISK WELDMENT

300-30033

220123-03



ITEM	QTY.	PART NO.	WARREN PART NO.	DESCRIPTION	WEIGHT
1	1	200149-51	TBD	FAN ASSY. MAIN BODY	37.792
2	2	200153-52	TBD	BAFFLE - INTERNAL	4.886
3	2	200156-51	300-30879	ROD - BAFFLE - SS	0.996
4	2	200157-51	300-30944	HINGE BEARING	0.249
5	2	200162-51	300-30183	BRACKET - RADIUS ADJUSTMENT	0.515
6	2	200281-52	300-30198	T-BOLT MOUNTING ANGLE	0.424
7	1	220083-51	300-31052	MANUAL BAFFLE WELDMENT	17.690



08-Feb-08

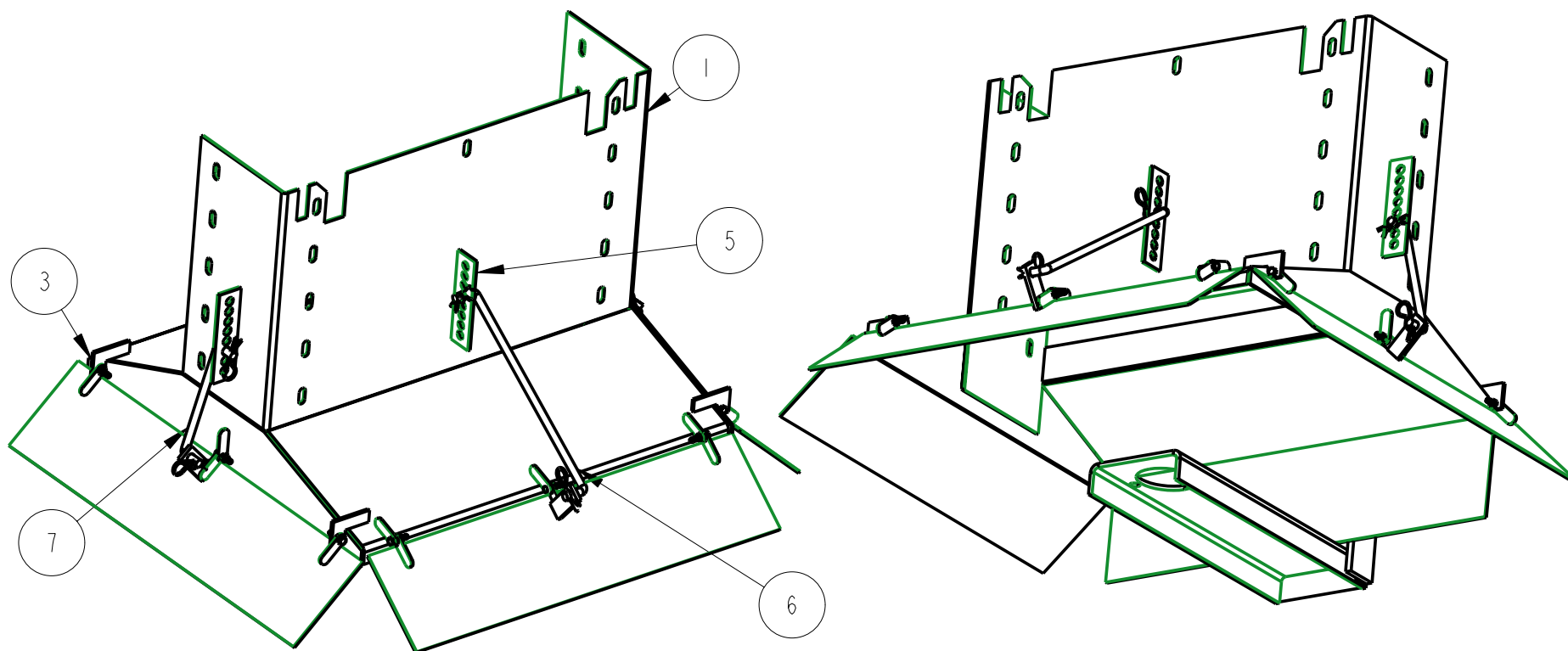
UPPER HOPPER WELDMENT - AC2420A - SS

TBD

220085-51



ITEM	QTY.	PART NO.	WARREN PART NO.	DESCRIPTION	WEIGHT
1	1	200150-01	300-30992	LOWER MAIN BODY - FAN ASSY.	23.709
2	1	200153-01	TBD	DEFLECTOR	5.779
3	4	200159-02	300-30180	DEFLECTOR HINGE	0.121
4	5	200159-03	300-30181	DEFLECTOR HINGE	0.042
5	3	200160-05	TBD	ADJUSTMENT BRK. - DEFLECTOR	1.231
6	1	200163-02	300-30880	ROD - DEFLECTOR ADJ.	2.274
7	2	200163-03	300-30881	ROD - DEFLECTOR ADJ.	1.325
8	2	200429-01	300-30207	SIDE GUSSET - FAN ASSEM.	2.727
9	1	200430-05	300-30210	SHROUD STIFFNER BAR - E/AC FAN ASSEM.	1.914
10	1	200430-06	300-31046	REAR SHROUD - VA. STYLE	7.369
11	1	200430-07	300-31047	FRONT SHROUD - VA. STYLE	7.369
12	1	200430-11	300-31048	REAR SHROUD STIFFNER BAR - FRONT E/AC	1.914
13	2	200432-01	300-30212	MOTOR MOUNT BRACKET - FAN ASSEM.	3.636
14	1	200432-08	300-30213	HOSE SUPPORT BAR - E/AC FAN ASSEM.	0.305
15	1	200435-01	300-30216	MOTOR MOUNTING CHANNEL - FAN ASSEM.	10.405
16	3	220084-01	300-30029	DEFLECTOR WELDMENT - FRT. & SD	0.000



05-Dec-07

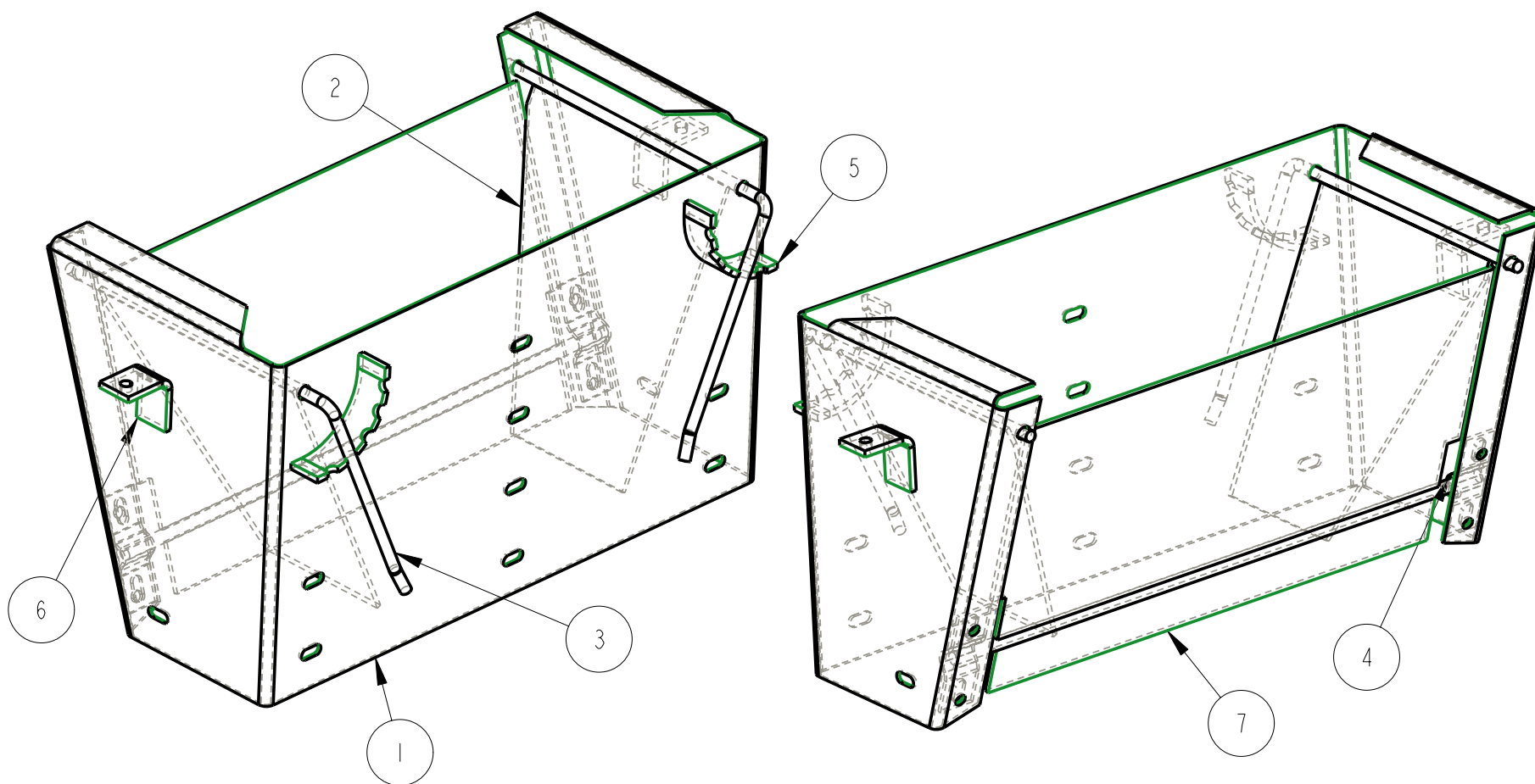
LOWER HOPPER WELDMENT AC2420A

300-31055

220085-09



ITEM	QTY.	PART NO.	WARREN PART NO.	DESCRIPTION	WEIGHT
1	1	200149-03	TBD	FAN ASSY. MAIN BODY	27.109
2	2	200153-02	TBD	BAFFLE - INTERNAL	4.886
3	2	200156-01	300-30178	ROD - BAFFLE	0.996
4	2	200157-01	300-30944	HINGE BEARING	0.249
5	2	200162-01	300-30183	BRACKET - RADIUS ADJUSTMENT	0.515
6	2	200281-02	300-30198	T-BOLT MOUNTING ANGLE	0.424
7	1	220083-01	300-31052	MANUAL BAFFLE WELDMENT	17.690



08-Feb-08

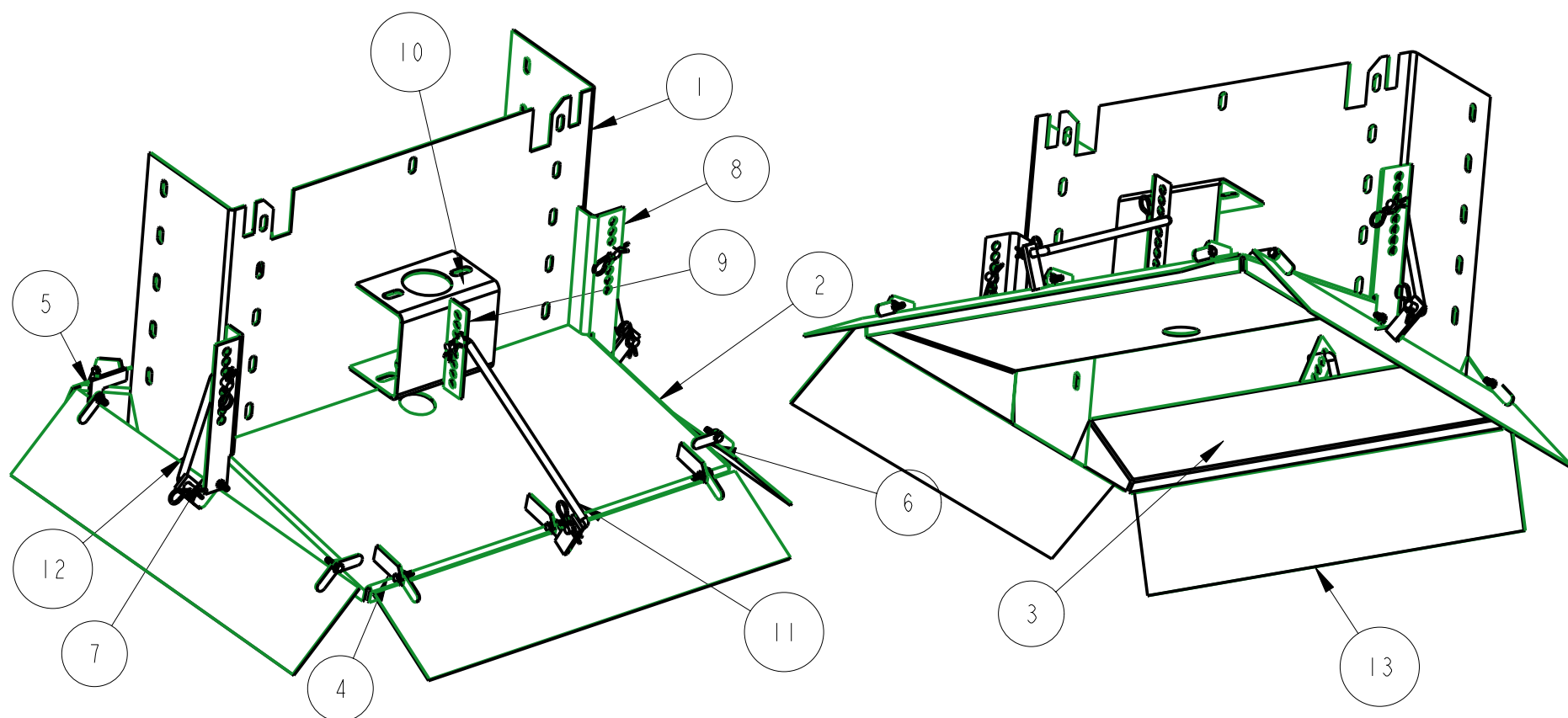
UPPER HOPPER WELDMENT - AC2420A - AUGER

TBD

220085-08



ITEM	QTY.	PART NO.	WARREN PART NO.	DESCRIPTION	WEIGHT
1	1	200150-01	300-30992	LOWER MAIN BODY - FAN ASSY.	23.709
2	1	200151-01	TBD	FRONT SHROUD	16.465
3	1	200152-01	TBD	REAR SHROUD	6.281
4	6	200159-01	300-30995	DEFLECTOR HINGE	0.115
5	2	200159-02	300-30180	DEFLECTOR HINGE	0.121
6	2	200159-03	300-30181	DEFLECTOR HINGE	0.042
7	1	200160-03L	TBD	COMBO HINGE/DEFLECTOR BRK - LH	1.262
8	1	200160-03R	TBD	COMBO HINGE/DEFLECTOR BRK - RH	1.331
9	2	200160-05	TBD	ADJUSTMENT BRK. - DEFLECTOR	1.231
10	1	200161-01	TBD	SPINNER MOTOR MNT. BRACKET	13.364
11	1	200163-02	300-30880	ROD - DEFLECTOR ADJ.	2.274
12	3	200163-03	300-30881	ROD - DEFLECTOR ADJ.	1.325
13	4	220084-01	300-30029	DEFLECTOR WELDMENT - FRT. & SD	0.000



05-Dec-07

LOWER HOPPER WELDMENT AC2420A

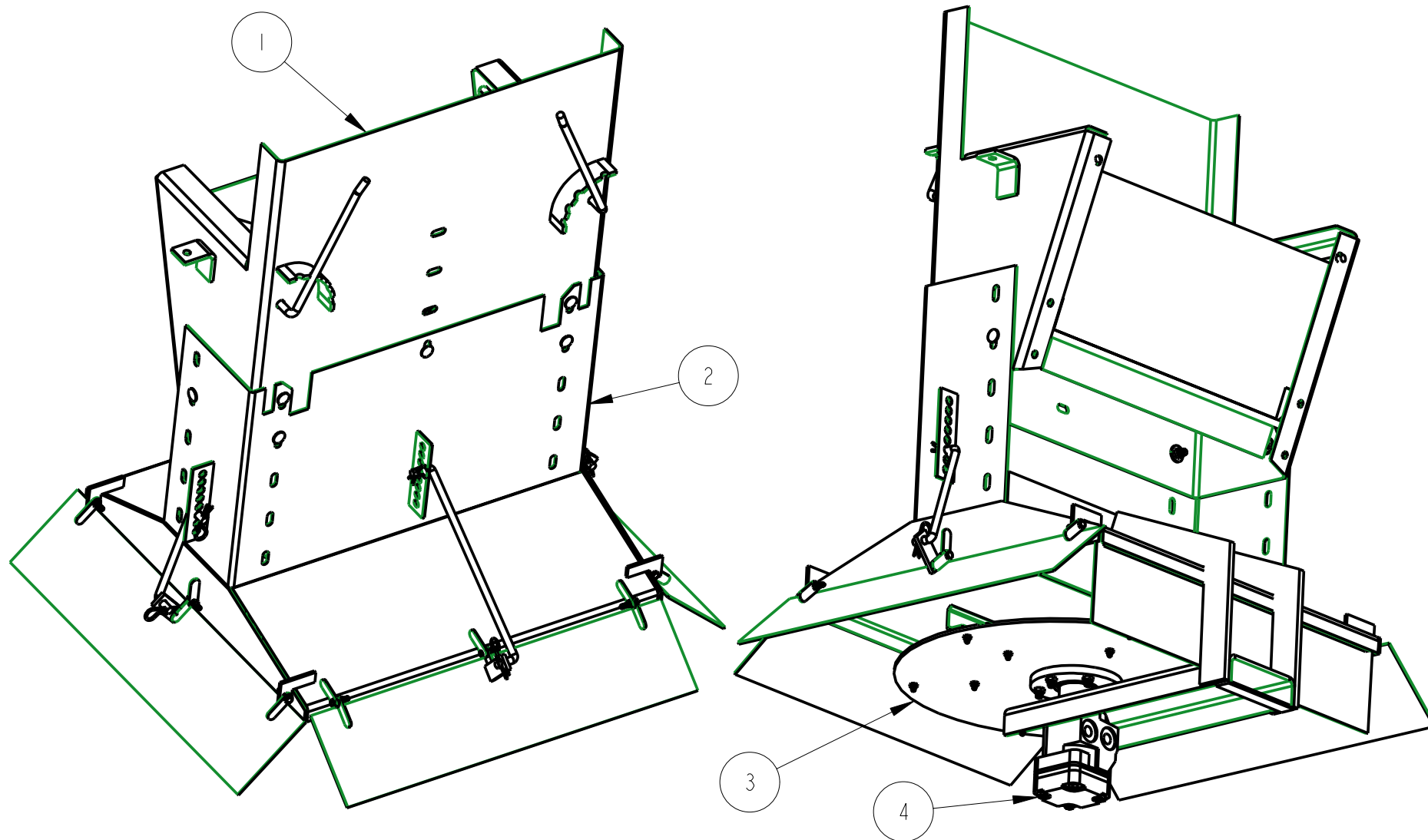
300-31054

220085-02





ITEM	QTY.	PART NO.	WARREN PART NO.	DESCRIPTION	WEIGHT
1	1	220085-01	300-31053	UPPER HOPPER WELDMENT - AC2420A	70.877
2	1	220085-09	300-31055	LOWER HOPPER WELDMENT AC2420A	98.488
3	1	220123-33	300-30926	22" - SPINNER DISK WELDMENT	27.974
4	1	FHM-00114	400-30013	WHITE RS 200 SERIES MOTOR	15.792



04-Dec-07

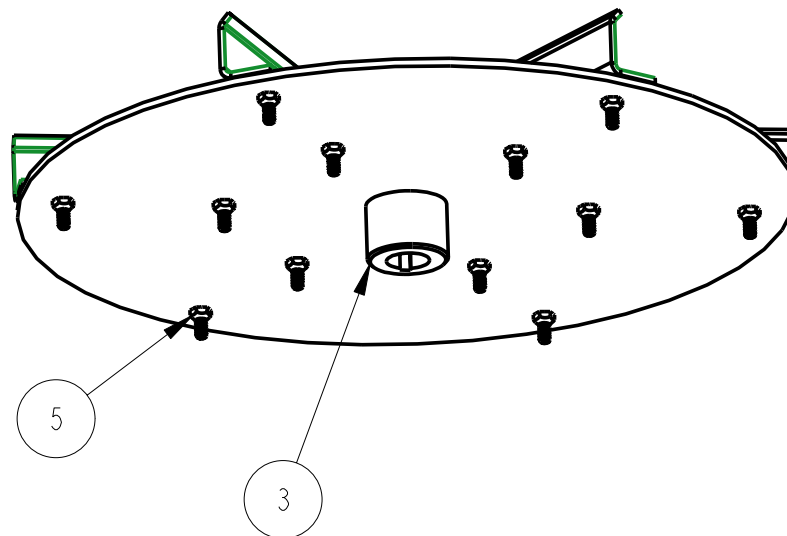
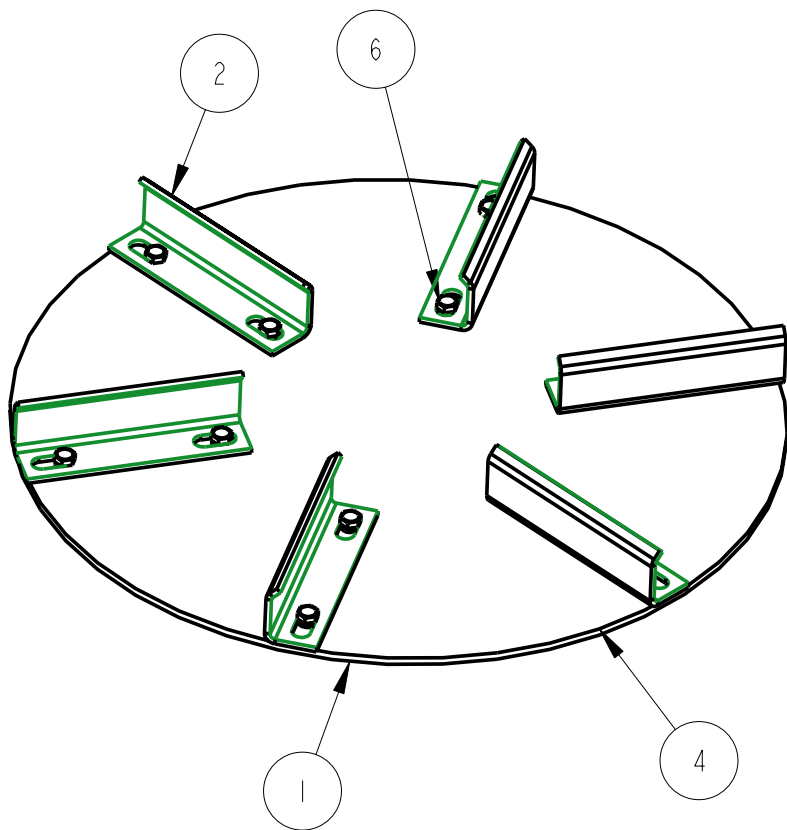
AC-2420 FAN ASSEM

300-30914

220016-41



ITEM	QTY.	PART NO.	WARREN PART NO.	DESCRIPTION	WEIGHT
1	1	200054-55	300-30868	SPINNER DISK - 18 IN - SS	12.809
2	6	200158-51	TBD	SPINNER FIN - SS	0.524
3	1	200313-51	TBD	SPINNER HUB	0.693
4	1	220123-60	TBD	18" - SPINNER DISK WELDMENT - SS	14.184
5	12	FF-00052	900-80062	NUT - STOVER LOCK - 1/4 IN. NC	0.006
6	12	FF-00196	900-80066	1/4-20 X 1 HEX CAP SCREW SS	0.131



08-Feb-08

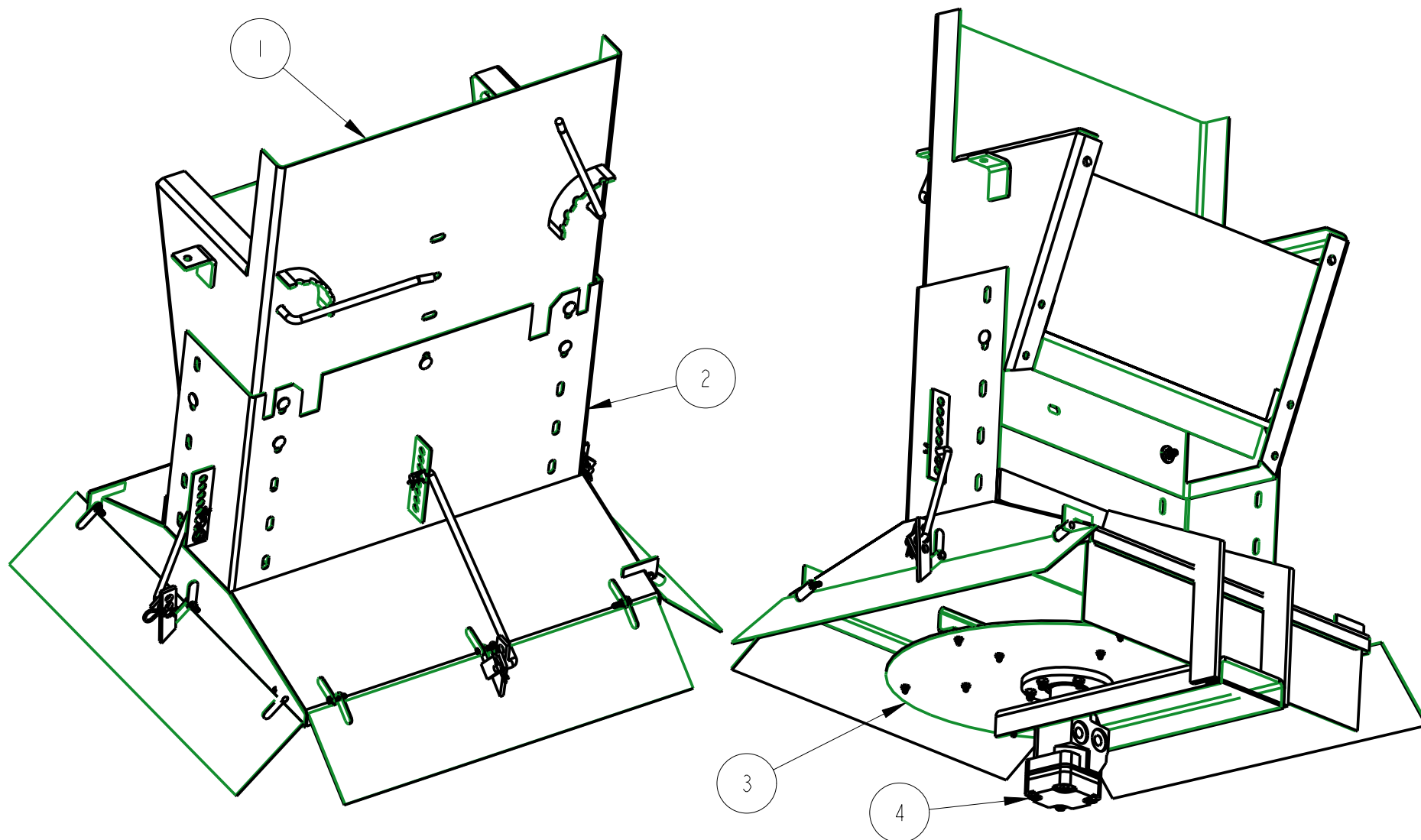
18" - SPINNER DISK WELDMENT - SS

300-30927

220123-53



ITEM	QTY.	PART NO.	WARREN PART NO.	DESCRIPTION	WEIGHT
1	1	220085-01	300-31053	UPPER HOPPER WELDMENT - AC2420A	69.069
2	1	220085-09	300-31055	LOWER HOPPER WELDMENT AC2420A	112.429
3	1	220123-33	300-30926	22" - SPINNER DISK WELDMENT	26.930
4	1	FHM-00114	400-30013	WHITE RS 200 SERIES MOTOR	15.792



04-Dec-07

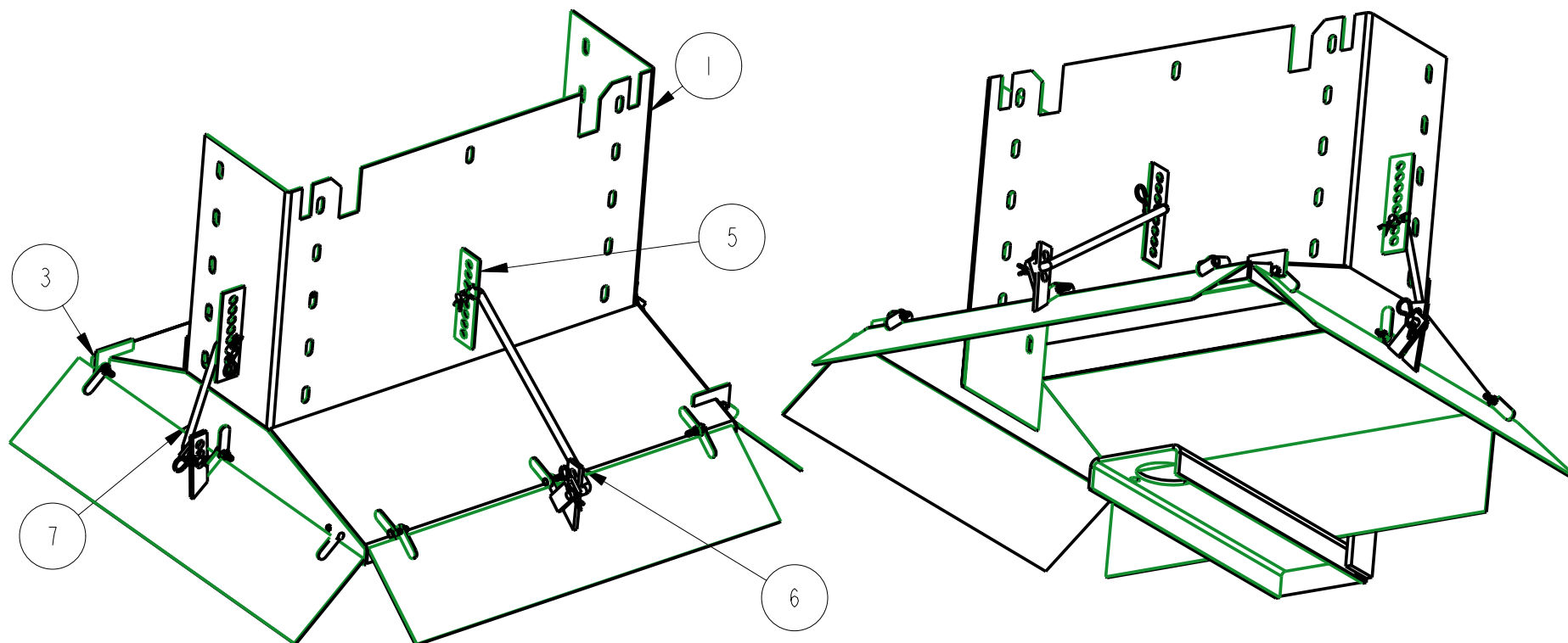
AC-2420 FAN ASSEM

300-30914

220016-41



ITEM	QTY.	PART NO.	WARREN PART NO.	DESCRIPTION	WEIGHT
1	1	200150-01	300-30992	LOWER MAIN BODY - FAN ASSY.	23.709
2	1	200153-01	300-30993	DEFLECTOR	5.779
3	4	200159-02	300-30180	DEFLECTOR HINGE	0.121
4	5	200159-03	300-30181	DEFLECTOR HINGE	0.042
5	3	200160-05	TBD	ADJUSTMENT BRK. - DEFLECTOR	1.231
6	1	200163-02	300-30880	ROD - DEFLECTOR ADJ.	0.645
7	2	200163-03	300-30881	ROD - DEFLECTOR ADJ.	0.275
8	2	200429-01	300-30207	SIDE GUSSET - FAN ASSEM.	2.727
9	1	200430-05	300-30210	SHROUD STIFFNER BAR - E/AC FAN ASSEM.	1.914
10	1	200430-06	300-31046	REAR SHROUD - VA. STYLE	7.369
11	1	200430-07	300-31047	FRONT SHROUD - VA. STYLE	7.369
12	1	200430-11	300-31048	REAR SHROUD STIFFNER BAR - FRONT E/AC	1.914
13	2	200432-01	300-30212	MOTOR MOUNT BRACKET - FAN ASSEM.	3.636
14	1	200432-08	300-30213	HOSE SUPPORT BAR - E/AC FAN ASSEM.	0.305
15	1	200435-01	300-30216	MOTOR MOUNTING CHANNEL - FAN ASSEM.	10.405
16	3	220084-01	300-30029	DEFLECTOR WELDMENT - FRT. & SD	0.000



05-Dec-07

LOWER HOPPER WELDMENT AC2420A

300-31055

220085-09