



ASSEMBLY INSTRUCTIONS SHEET

MODELS

BFPR-33 ITEM:140302

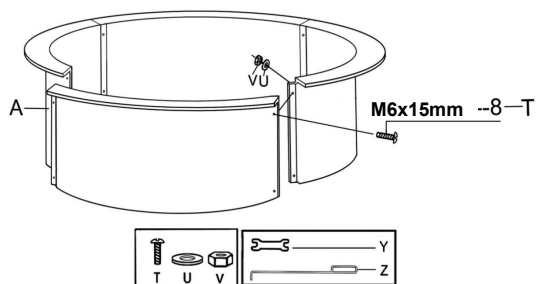
BFPR-36 ITEM:140303

Please read these instructions carefully before starting assembly. We suggest you carry out the assembly on a soft surface like a carpet, so as to avoid scratching the paint. Please note because of the nature of cast metal, you may find roughness on the surface which enhances the beauty of the product and is not a defect.

- * Do not discard any of packaging until you have verified that you have all parts and pack of fittings.
- * Keep children away during assembly and operation. This item contains small parts which can be swallowed by children.
- * Retain the assembly instructions for future reference.

Part list:

| NO. | BFPR-33 | BFPR-36 | Parts | Qty. |
|-----|------------|------------|---------------------|------|
| A | BFPR001-33 | BFPR001-36 | 1/4 Piece Fire Ring | 4 |
| T | BFPR002 | BFPR002 | Bolt (M6x15mm) | 8 |
| U | BFPR003 | BFPR003 | Washer | 8 |
| V | BFPR004 | BFPR004 | Nut | 8 |
| Y | BFPR005 | BFPR005 | Wrench | 1 |
| Z | BFPR006 | BFPR006 | Poker | 1 |



Assembly Instructions

Tools required: Wrench (Y) and Poker (Z) provided in package.

DO NOT FULLY TIGHTEN THE BOLTS BEFORE ASSEMBLING ALL THE PARTS

1. Put the 1/4 Piece Fire Rings (A) round on the soft surface.
2. Assemble the first 1/4 Piece Fire Rings (A) to the second 1/4 Piece Fire Rings (A) with 2 bolts (T), 2 washers (U) and 2 nuts (V). please do not tighten.
3. Repeat step 2, assemble the rest 2x 1/4 Piece Fire Rings (A), then tighten all the bolts.

Now the assembly is complete.



Questions, problems, missing parts? Before returning to your retailer, call our customer service department at 1-866-762-4050, 8:00 am - 4:30 pm CST, Monday through Friday or email service@bluegrassliving.com

Outdoor Chimenea & Fire Pit User Guide

Users should exercise care and caution when using this product.

This product is for outdoor use and will become very hot during use.

Before Setting Up

This product should only be used outdoors. If setting up on a patio, the area should be cleared, and the roof should be open so any smoke emissions can escape easily.

Set up on a flat surface, away from anything that could pose a fire threat. As this item is low to the ground, always keep an eye on the fire.

Warning

1. DO NOT use if you suffer from heart and lung conditions because smoke inhalation may exacerbate existing conditions.
2. DO NOT move the product after it is alight.
3. DO NOT sit too close to the product.
4. DO NOT overfill the fire pit during use.
5. DO NOT use accelerants to light the fire.
6. DO NOT use in inclement weather.
7. Keep flammable liquids well away from the product as some flammable liquids can catch fire from the emitting heat.
8. Only handle the product with the poker. Once lit, do not touch the lid with bare hands or oven mitts.
Only use the poker to lift the lid if you have to.
9. Keep a considerable distance away from the product. Keep kids and pets away from the product.
10. Adults should set up and maintain product.
11. Keep the set up area clear from any combustible materials. Dry leaves, paper, dry grass or pine needles can catch fire easily from the embers that come out of the product.
12. Once lit, approach the product with caution to avoid slipping and falling into it.

Considerations Before Use

Check with your fire department for information on burning bans and chimenea & fire pit regulations in your area. Chimenea & Fire pits can continue to remain hot and smoulder for a full 24 hours after the visible fire has been extinguished.

Smouldering chimeneas or fire pits are a common cause of injuries and burns, especially for children.

The surface of this product will discolour when placed outdoors and from first use, due to the nature of the product and the heat/naked flames.

Choosing a Location For Setup

Chimeneas or Firepits need to be placed in a safe location. Do not place them near buildings, walls, outdoor furniture, inflatable pools or other flammable items. Nearby items could catch fire from heat or flames. Position on a non flammable surface, clear of overhanging objects.

Using The Chimeneas Or Fire Pits

The product is for outdoor use only, and will become very hot during use.

Using the wrong materials inside a fire pit can be dangerous. Make sure to use only coal or wood.

Do not use highly flammable items such as clothing, rags, paper towels, tissues or other items that could burn uncontrollably.

Do not use petrol, white spirit, lighter fuel, alcohol or similar substances to light a fire. Never leave the product unattended.

Wind

Chimeneas or Fire pits should be protected from wind and not used when winds are high or gusty. Wind causes the smoke and fire to blow around, which could spread burning embers. When using Chimeneas or Fire pits during light breezes, keep an eye on it to ensure no small embers escape.

Do not place Chimeneas or Fire pits near anything that could catch fire.

People & Pets

Supervised Children and Pets when the fire pit is in use.

Ensure that everyone near the Chimeneas or Fire pits understands it is an active fire and can produce smoke and embers.

Do not allow children or animals to get close to Chimeneas or Fire pits to avoid smoke inhalation and burns.

The Chimeneas or Fire pits will get very hot and could burn someone if they get too close.

Extinguishing The Fire Properly

Chimeneas or Fire pits are dangerous if the fire is not extinguished properly. Do not extinguish the fire by pouring water into a hot fire bowl because this may cause distortion, rust or flaking paint. Fire should be allowed to die out on its own, or extinguished with a fire extinguisher. It is important to note that fire can continue to smoulder and embers remain hot even if there is no visible flame. Make sure to stay near the fire pit after the flame is out to check for burning embers or smoke, which could indicate that a live fire still exists. When in doubt, after the bowl has been allowed plenty of time to cool down, fill the inside of the fire pit with water to make sure all the fire is out. The fire pit could still be hot for hours after use.

Cleaning The Fire Pit

Once you are sure the fire is out and there is no danger of being burned, dispose of any remaining ash and fire fuel (coal or wood), then wipe the fire pit clean with a rag and water.

DO NOT USE A CHEMICAL BASED CLEANER as this may ignite a flame on next use.







Storage

It is best to keep the Chimeneas or Fire pits out of the rain. After you are sure the fire is completely extinguished, clean it out and store it away so it does not get wet from outdoor conditions.

PARTS

MODEL NO.:BFPR-33 & BFPR-36

This list contains replaceable parts used in your fire pit. When ordering parts, please refer to the following list for replaceable parts in your fire pit.

| NO. | BFPR-33 | BFPR-36 | Parts | Picture | QTY |
|-----|------------|------------|---------------------|--|-----|
| A | BFPR001-33 | BFPR001-36 | 1/4 Piece Fire Ring |  | 4 |
| T | BFPR002 | BFPR002 | Bolt (M6x15mm) |  | 8 |
| U | BFPR003 | BFPR003 | Washer |  | 8 |
| V | BFPR004 | BFPR004 | Nut |  | 8 |
| Y | BFPR005 | BFPR005 | Wrench |  | 1 |
| Z | BFPR006 | BFPR006 | Poker |  | 1 |

WARRANTY

KEEP THIS WARRANTY

Model _____

Serial No. _____

Date Purchased _____

Keep receipt for warranty verification.

REGISTER YOUR PRODUCT AT WWW.BLUEGRASSLIVING.COM

BLUEGRASS LIVING LIMITED WARRANTIES

New Products

Standard Warranty: Bluegrass Living warrants this new product and any parts thereof to be free from defects in material and workmanship for a period of one (1) year from the date of first purchase from an authorized dealer provided the product has been installed, maintained and operated in accordance with Bluegrass Living's warnings and instructions.

For products purchased for commercial, industrial or rental usage, this warranty is limited to 90 days from the date of first purchase.

Factory Reconditioned Products

Limited Warranty: Bluegrass Living warrants factory reconditioned products and any parts thereof to be free from defects in material and workmanship for a period 30 days from the date of first purchase from an authorized dealer provided the product has been installed, maintained and operated in accordance with Bluegrass Living's warnings and instructions. No return will be authorized. Parts will be provided to repair the product.

Terms Common to All Warranties

The following terms apply to all of the above warranties:

Always specify model number and serial number when contacting the manufacturer. To make a claim under this warranty, the bill of sale or other proof of purchase must be presented.

This warranty is extended only to the original retail purchaser when purchased from an authorized dealer, and only when installed by a qualified installer in accordance with all local codes and instructions furnished with this product.

This warranty covers the cost of part(s) required to restore this product to proper operating condition and an allowance for labor when provided by a Bluegrass Living Authorized Service Center or a provider approved by Bluegrass Living. Warranty parts must be obtained through authorized dealers of this product and/or Bluegrass Living who will provide original factory replacement parts. Failure to use original factory replacement parts will void this warranty.

Traveling, handling, transportation, diagnostic, material, labor and incidental costs associated with warranty repairs, unless expressly covered by this warranty, are not reimbursable under this warranty and are the responsibility of the owner.

Excluded from this warranty are products or parts that fail or become damaged due to misuse, accidents, improper installation, lack of proper maintenance, tampering or alteration(s).

This is Bluegrass Living's exclusive warranty, and to the full extent allowed by law; this express warranty excludes any and all other warranties, express or implied, written or verbal and limits the duration of any and all implied warranties, including warranties of merchantability and fitness for a particular purpose to one (1) year on new products and 30 days on factory reconditioned products from the date of first purchase.

Bluegrass Living makes no other warranties regarding this product.

Bluegrass Living's liability is limited to the purchase price of the product and Bluegrass Living shall not be liable for any other damages whatsoever under any circumstances including direct, indirect, incidental, or consequential damages.

Some states do not allow limitations on how long an implied warranty lasts or the exclusion or limitation of incidental or consequential damages, so the above limitation or exclusion may not apply to you.

This warranty gives you specific legal rights, and you may also have other rights which vary from state to state.



Bluegrass Living, Inc.
2800 Griffin Drive
Bowling Green, KY 42101
1-866-762-4050

200558-03
Rev. A
05/20

www.bluegrassliving.com