

LOWBROW LEARNINGS

HOW TO DIE


BREATHER

Did
CYCLE MONSTER

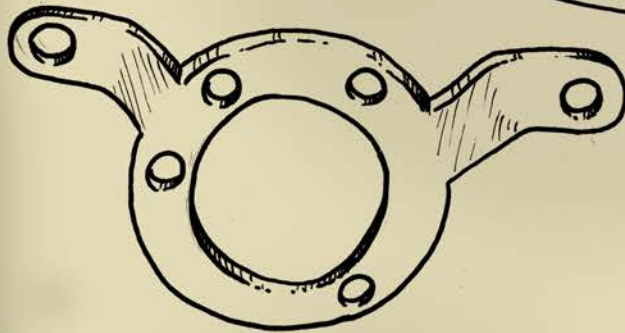
BOLTS

**BIG TWIN
& SPORTY
EVOLUTION**

**-AND- TWIN
CAM
88**



DUDE! YOU KNOW YOU WANT TO IMPROVE THE LOOK AND THE PERFORMANCE OF YOUR BIKE! LETS DITCH YOUR SAD SET UP WITH SOME PROPER GEAR!




CARBURETOR SUPPORT BRACKETS FROM GASBOX BRAND WITH $\frac{1}{2}$ " BREATHER BOLT HOLES FIT 1991-'06 SPORTY CV CARB AND 1985-'99 BIG TWINS.

CARB SUPPORT BRACKETS WITH $\frac{3}{8}$ " BREATHER BOLT HOLES FIT TWIN CAMS ONLY FROM 1999 AND LATER BIKES WITH EFI DONT NEED A SUPPORT BRACKET AS THERE IS A BRACKET INTEGRATED INTO THE EFI THROTTLE BODY.




BREATHER BOLTS WITH $\frac{1}{2}$ "-13 THREAD FIT ALL SPORTSTER AND BIG TWIN EVOLUTIONS. BREATHER BOLTS WITH $\frac{3}{8}$ "-16 THREAD WILL FIT TWIN CAMS ONLY FROM 1999 AND LATER.



INSTALL YOUR NEW CARBURETOR SUPPORT BRACKET BY THREADING ON YOUR NEW BREATHER BOLTS.

JUST SNUG THEM UP FOR NOW



1/4" ALLEN KEY

GASKETS

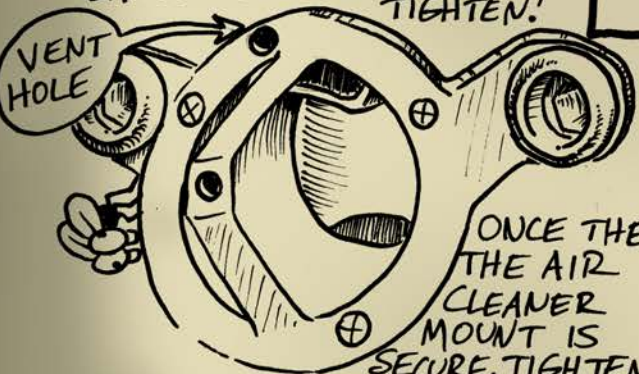
SUPPORT BRACKET

AIR CLEANER MOUNT

CARB

ITS ALWAYS A GOOD IDEA TO HAVE A GASKET IN BETWEEN EACH SURFACE. MAKE SURE TO SLIDE ONE BETWEEN THE SUPPORT BRACKET AND THE CARBURETOR

BOLT ON YOUR NEW AIR CLEANER MOUNT. DONT OVER TIGHTEN!

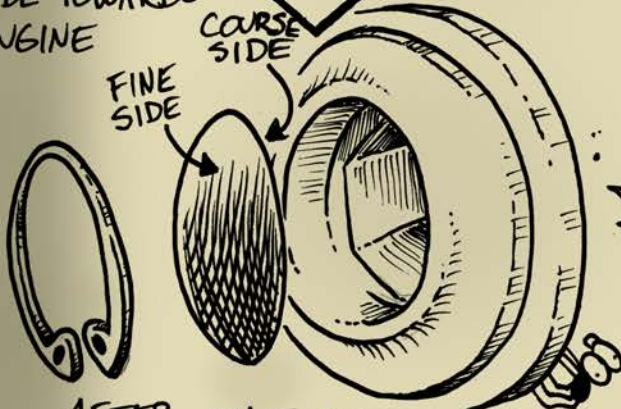


VENT HOLE

ONCE THE THE AIR CLEANER MOUNT IS SECURE, TIGHTEN THE BREATHER


BOLTS. DONT GO BEAST MODE ON THESE!

INSTALL COURSE SIDE TOWARDS ENGINE



AFTER THE BREATHER BOLTS ARE BOTH TIGHT, INSTALL THE MESH SCREENS AND THE SNAP RINGS. MAKE SURE THE SNAP RINGS SNAP INTO THE GROOVE!

EASY BREATHIN!



DD CYCLE MONSTER