

322L Single Door Refrigerator, White with 3.5-star energy rating, full width fruit & vegetable drawers, deep door bins and Quick Chill freezing boost



Product Details

FEATURES

Full width fruit and vegetable drawers

Deep full width door bins

Adjustable & easy to clean glass shelves

Quick chill function

Full width airflow

Reversible door

BENEFITS

Keeping things organised

Storing fresh food has never been easier. With 2 full width drawers, keep fruit in one box and vegetables in the other.

Free up your fridge shelves

From the largest bottles to the smallest jars, use the 4 full width door bins to free up your shelves in your fridge. The big balcony stores tall and large bottles inside the door.

Strong, adjustable & easy to clean

High quality tempered glass shelves provide strong, sturdy support for all types of food and containers. Move them up and down your fridge to suit multiple heights, and being glass they are easy to remove and clean

Cool it Quickly

Load your fridge after a grocery shop, activate the Quick Chill function to lower the temperature faster than normal, cooling your food faster and helping it stay fresher for longer

Even Distribution

With air ducts on each shelf, cool air is evenly distributed throughout, maintaining the right temperature and humidity levels to get the best performance from your fridge.

Reverse the door

With a reversible door, position your fridge as either a left or right opening to suit your kitchen

Specifications

PRODUCT PROFILE

Domestic warranty details (yrs)	2
Refrigerator Type	vertical fridge
Exterior door finish	White
Handle design	bar handle
Fridge door opening	right
Cooling system	frost free
Refrigerant	R600a
Compressor	Fixed-speed

DIMENSIONS

Total height (mm)	1720
Cabinet height (mm)	1700
Total width (mm)	597
Cabinet width (mm)	595
Total depth (mm)	652
Cabinet depth (mm)	510
Depth door open 90degree (mm)	1115
Air space above cabinet (mm)	100
Food Compartment Capacity (L) - AS/NZS 4474.1 2007 (IEC 62552-2015) *	322
Total Capacity (L) - AS/NZS 4474.1 2007 (IEC 62552-2015) *	322
Height adjustable feet	Yes

ENERGY

Energy Star Rating - AS/NZS 4474.1 2007 (IEC 62552- 2015) *	3.5
---	-----

Energy Consumption (kWh/year) - AS/NZS 4474.1 2007 (IEC 62552- 2015) *	182
--	-----

FOOD COMPARTMENT

SHELVING

Shelf material	glass
----------------	-------

LIGHTING

Main light	LED
------------	-----

REFRIGERATOR SYSTEM

Controls	electronic (with display)
----------	---------------------------

Controls location	internal
-------------------	----------

Controls type	touch
---------------	-------

Control functions	eco mode,quick chill,Child lock,multi-flow air delivery,lock
-------------------	--

Door alarm	fridge
------------	--------

CRISPERS

Crisper lid/shelf	plastic
-------------------	---------

Full width crisper	2
--------------------	---

FOOD COMPARTMENT DOOR

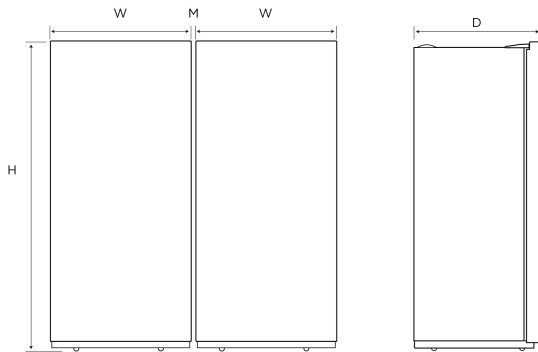
BINS

Shallow bin	2
-------------	---

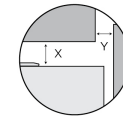
Dimensions

WRB5004SC/WC
WFB4204SC/WC
WRB3504AB/WB

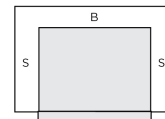
WFB2804AB/WB
WRM2400WF
WFM1700WE



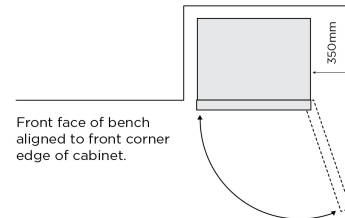
Minimum Recommended Airspaces



If you have a cupboard above the refrigerator with a rear gap of less than 100mm (Y), recommended minimum clearance at the top of the refrigerator increases from 30mm to 70mm (X).



Please note: Doors are designed to sit proud of cabinetry (not flush).



Front face of bench aligned to front corner edge of cabinet.

Dimensions	Product Height (H)	Product Width (W)	Product Depth (D)	Product Depth (D2) (Door Open)
WRB5004SC/WC	1725	699	641	1360
WFB4204SC/WC	1725	699	769	1360
WRB3504AB/WB	1720	597	652	1115
WFB2804AB/WB	1720	595	652	1115
WRM2400WF	1434	550	545	1050
WFM1700WE	1434	550	560	1065

Airspace	Side - both (S)	Top	Behind (B)	Middle (M)
WRB5004SC/ WC	30	30	50	21
WFB4204SC/ WC	30	30	50	21
WRB3504AB/ WB	100	100	75	100
WFB2804AB/WB	100	100	75	100
WRM2400WF	30	30	50	30
WFM1700WE	30	30	50	30

IMPORTANT

These dimensions are a guide only. All measurements are in millimetres (mm). For complete installation instructions, refer to the manual provided with product.
© 2023 Electrolux Home Products Pty Ltd. ABN 51 004 762 341. W_DIM_SD_Mar23

Terms and Conditions

IMPORTANT

This is a guide of product dimensions only. For complete installation instructions, refer to the manual provided with product.

PRODUCT INFORMATION

The descriptors and illustrations in this publication apply to the specific products and models described as at the date of issue. Under our policy of continuous product development, product specifications may change without notice. Prospective purchasers should therefore check with their retailer to ensure this publication correctly describes the products that are being offered for sale. All information supplied is to be used for general reference purposes only and is on the understanding that Electrolux Home Products Pty Ltd (Australia) and Electrolux (NZ) Ltd (New Zealand) will not be liable for any loss, liability or damage of whatever kind arising as a result of reliance on such information. Colours of products illustrated are as close as printing limitations allow. Electrolux will at all times comply with its obligations pursuant to law including Trade Practices (Australian Consumer Law) Act and Regulations.

WARRANTY

This warranty only applies to Appliances purchased and used in Australia or New Zealand and used in normal domestic applications and is in addition to (and does not exclude, restrict, or modify in any way) any non-excludable statutory warranties in Australia or New Zealand. All warranties are subject to the conditions set out in the warranty card accompanying the product when purchased.

ELECTROLUX HOME PRODUCTS AUSTRALIA

telephone: 1300 363 640

fax: 1800 350 067

email: customercare@electrolux.com.au

web: www.electrolux.com.au

ELECTROLUX HOME PRODUCTS NEW ZEALAND

telephone: 09 573 2230

fax: 09 573 2221

email: customercare@electrolux.co.nz

web: www.electrolux.co.nz