

TOURING ITEMS
TYPES®

Plug & Glow LED Kit



Instruction Manual

PACKAGE CONTENTS



**2 x
LED Strips**

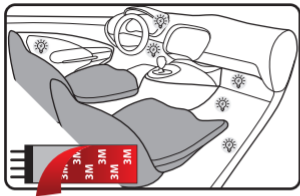


**36" twin cable
with 12V
Power Adaptor**



**2 x 24"
Hardwire
Cables**


INSTALLATION



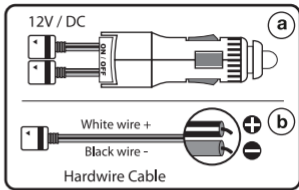
- Choose your desired location. (☀ – see suggestions above)
- Clean surface thoroughly with isopropyl alcohol.
- Peel off the 3M™ tape backer and carefully apply to the desired area.

Note:

- For use with 12V power only
- Suitable temperature for installation is 70°F (21°C) or above.
- If needed LED strips can be cut – ONLY cut where scissors mark is shown.



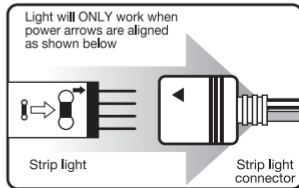
POWER



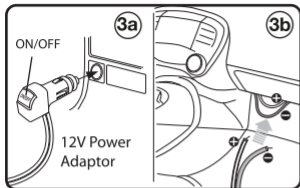
Two Power options available

- 12V Plug-in power adapter
- 12V Hardwire

- 1) Select your desired power connection and connect the LED strip light with the strip light connector as shown.
- 2) Use arrow indication to match the correct direction.



POWER CONTINUED



- 3a) Plug into any 12V power socket
3b) Connect to 12V fused power source while engine is off.
White wire + and black wire -

EXTENDABLE

Type S Plug & Glow kits can be extended up to a **maximum of 12' (3.5m)** using compatible extension strips. To function properly extension strips must be connected to the same type of strip. (see examples below)



Plug & Glow Red/ Blue/ White + Extension



Multi color + Multi color extension



Hyper Bright + Hyper Bright Extension



Plug & Glow Red/ Blue/ White + Multi color Extension

WARNING

WARNING: do not install or use product if it, in any way, impairs the safe operation of your vehicle. Follow manufacturer's instructions to ensure the product is properly & safely installed. Neither the manufacturer nor the reseller can be held responsible or liable for consequential, incidental, or indirect damages, either personal or property resulting from the installation or improper use of this product. Check your state or provincial laws before installing.

This product is not DOT approved and is designed for intended use only (for interior cabin). Not for use in extreme temperature such as under hood applications.

PROP 65 WARNING: This product contains lead, a chemical known to the state of California to cause cancer, birth defects or other reproductive harm.

 Have a comment or question?
Email us at: info@winplususa.com
or visit us online at: www.winplususa.com



Scan to learn more

Winplus North America, Inc.
820 South Wanamaker Avenue
Ontario, CA 91761 USA
Tel: 866-294-9244

© 2014 Winplus North America, Inc.
All rights reserved.
3M™ is a trademark of 3M Company.

OPTIONAL ACCESSORIES

PLUG & GLOW ACCESSORIES:



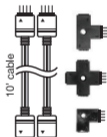
RECHARGEABLE
BATTERY




DIMMER
CONTROLLER



POWER DISTRIBUTION HUB
WITH REMOTE CONTROL



SPLITTER &
EXTENSION CABLE



LED EXTENSION PACKS
FOR SINGLE COLOR AND HYPERBRIGHT KITS
12" & 36"

ML-54753_V1