

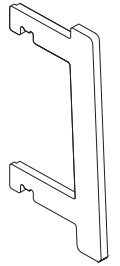
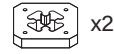
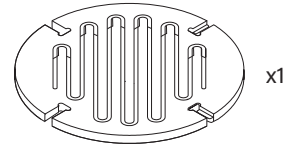
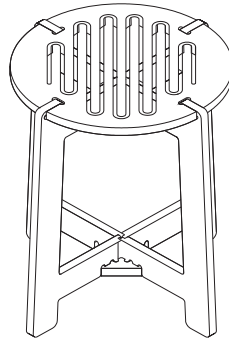
**Spring Stool 45 cm - Assembly instructions**  
**Taburete Spring 45 cm - Instrucciones de montaje**

HOIOH

Note: It is best to assemble the stool on top of a rug to avoid any scratches.

Nota: Es mejor montar el taburete encima de una alfombra para evitar posibles rayadas.

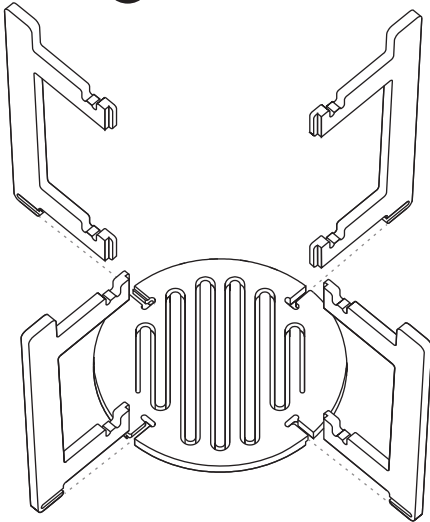
The screws require a 3 mm hex key.  
 Los tornillos requieren una llave allen de 3 mm.



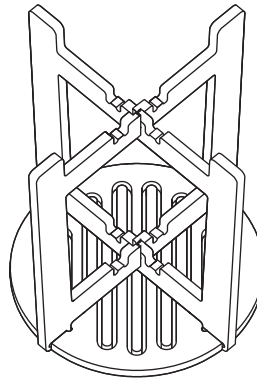
(not included)  
 (no incluida)



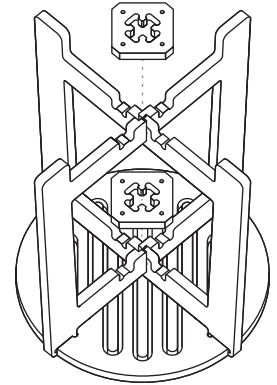
①



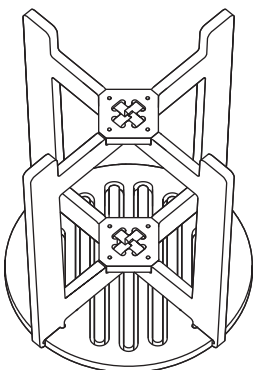
②



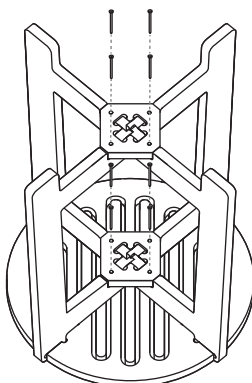
③



④



⑤



⑥

