

NEUSPEED® P-FLO KIT AIR INTAKE SYSTEM – 65.10.06/65.10.08

Fits VOLKSWAGEN MK8 GTI & Golf R 2.0T

PARTS LIST:

1 – P-FLO ASSEMBLY
1 – SMALL ZIP TIE

1 – SAI FILTER
1 – WIDE ZIP TIE


1 – SAI BRACKET

1 – SAI ADAPTER


TOOLS REQUIRED:

1 – SPRING CLAMP PLIERS OR CHANNEL LOCK PLIERS
1 – ¼" SOCKET / SCREWDRIVER

1 – T30 TORX DRIVER
1 – CUTTING DYKES



1. Remove vacuum hose completely on both ends. Pay attention to the end on manifold side, you will be reconnecting the supplied vacuum hose to the same fitting.



2. Remove secondary air injection (SAI) hose by squeezing the clip at 3 and 9 o'clock and pulling at the same time.




3. Loosen spring clamp and unplug hose from intake box. Use channel lock or spring clamp pliers.



4. Remove airbox assembly by pulling it straight up. There are three rubber grommets that need to pop off, may require a little effort.


NOTE: MK8 GOLF R - SKIP STEP 5 to 8





5. With T30 torx driver, install SAI mounting bracket using the factory screw on the headlight support bracket as pictured. The small tab goes on the left side of the triangle mounting surface. Press the tab against the headlight support bracket while tightening the screw. Snug tight.




6. Install the supplied small filter to the billet adapter as pictured. Tighten hose clamp using ¼" socket or screwdriver.



7. Install assembly to SAI hose. Billet adapter will click into place.




8. Insert the supplied wide zip tie through the two slots on the bracket like pictured. Swing over the SAI hose so the filter sits behind the headlight and points downward. Tie the SAI filter assembly to the bracket and cutoff excess zip tie.



9. Install NEUSPEED P-Flo assembly. Make sure the (3) bottom grommets are seated completely over the posts on battery tray.



10. Connect factory hose until it 'pops' over the pipe and reinstall spring clamp.




11. Connect vacuum hose to intake manifold and secure hose with supplied zip tie.

12. Double check installation.

NOTE:

Open airbox systems will expose sounds that are otherwise unnoticeable with factory sealed airbox; i.e. diverter valve's boost dump and intake manifold flap clicking.



Copyright 2022, NEUSPEED®. All rights reserved. Reproduction in whole or in part prohibited.
DOC.65.10.06-08 Rev. 04082022