



Blocks and Pulleys Newsletter Current at March 2024

All Stainless Steel Pulleys Swiveling

Single and double block pulleys with swivel, made from stainless steel so resistant to weathering and salt corrosion.

Will happily accept wire or rope up to diameter shown, the sheave that the rope/wire sits in is also made of stainless steel, while the swivel allows for flexible installation in mounting.

It is a more industrial style of pulley block, and being stainless steel cheeked, it can mark paintwork if flailing around on a boat, but being high strength and accepting of either rope or wire, the uses are greater.

(M14941T) Single 60mm L x 20mm W x uses a 15mm Diameter Sheave
accepts up to 8mm diameter rope

\$14.86

(M14941) Single 85mm L x 30mm W x uses a 25mm Diameter Sheave
accepts up to 10mm diameter rope

\$26.27

(M14941A) Double 85mm L x 30mm W x uses a 25mm Diameter Sheave
accepts up to 10mm diameter rope

\$37.81

(M14941B) Single 90mm L x 35mm W x uses a 32mm Diameter Sheave
accepts up to 11mm diameter rope

\$37.97

(M14941E) Single 125mm L x 55mm W x uses a 50mm Diameter Sheave
accepts up to 13mm diameter rope

\$61.70

(M14943) Double 125mm L x 55mm W x uses a 50mm Diameter Sheave
accepts up to 13mm diameter rope

\$70.23



Stainless Steel Snatch Block

Solid stainless steel snatch block - these have been extremely popular for use with craypots.

An all stainless steel seine snatch block with a top swivel and side access for trawl ropes, cray ropes and the like. Tremendous strength coupled with a solid s/s sheave. Some people refer to these as seine blocks.

Two sizes available:

(10810) Small - 50mm Diameter Sheave
Overall measurements: 155mm L x 55mm W x 35mm D, breaking load of 1400 kgs
\$89.50

(10811) Large - 75mm Diameter Sheave
Overall measurements: 220mm L x 80mm W x 60mm D, breaking load of 3500 kgs
\$149.45



SHEAVES

STAINLESS STEEL

316 Stainless Steel sheave. Designed for wire or rope with a bronze bush built in to the center to act as a bearing.

They also suit pulleys, blocks and tackle. Solid stainless.



10716D

Overall Diameter: 27mm – Accepts Rope/Wire size to: 11mm diameter – overall width: 18mm – Bore (centre hole): 8mm
\$35.51

10716C

Overall Diameter: 50mm – Accepts Rope/Wire size to: 14mm diameter – overall width: 19mm – Bore (centre hole): 10mm
\$36.84

10716A

Overall Diameter: 76mm – Accepts Rope/Wire size to: 15mm diameter – overall width: 19mm – Bore (centre hole): 12.5mm
\$58.56

10716B

Overall Diameter: 100mm – Accepts Rope/Wire size to: 18mm diameter – overall width: 25mm – Bore (centre hole): 17mm
\$69.80

EYE PLATES

DIAMOND S/S SADDLE TOP (4 SIZES)

Diamond cast pads are designed to screw into all types of panels for different applications. Casting pads are thicker and stronger than standard diamond pads.

Durable stainless steel corrosion proof, yet lightweight. A great attachment to use for hoisting small boats from the sea, attaching pulleys & items such as fenders/liferafts to deck. One solid casting from stainless steel.



66mm x 38mm (M14794B)	\$19.96
80mm x 51mm (M14794C)	\$29.69
90mm x 58mm (M14794D)	\$42.33
100mm x 60mm (M14794E)	\$44.17

HINGING S/S PAD EYE SADDLE (4 SIZES)

Polished cast grade #316 stainless steel pad eye with 3 fastening holes, accept the small which has 2 fastening holes.

The benefit of this style of saddle hoop is the ring folds flat to the deck when not in use and self aligns when in use. The one piece casting that anchors to the deck maintains the material thickness as it hoops up over the D ring to maintain strength.



Small has 6mm countersunk fastening hole, 45x45mm (when flat) 6mm cast dee (M13954)	\$26.31
Medium has 6mm countersunk fastening hole, 45x48mm (when flat) 6mm cast dee (M13955)	\$39.12
Large has 8mm countersunk fastening hole, 58mmx60mm (when flat) 8mm cast dee (M14386)	\$57.89
X Large as 8mm countersunk fastening hole, 73mmx75mm (when flat) 10mm cast dee (M14386A)	\$70.15

10mm

**CHEEK BLOCK
BOLT THRU**



(09910) **\$43.26**

**SINGLE SADDLE
TOP BLOCK**



(09911) **\$24.73**

**SINGLE SHACKLE
SWIVEL BLOCK**



(09912) **\$42.02**

**SINGLE W/BECKET
& CLEAT**



(09912C) **\$137.14**

**SINGLE
W/BECKET**



(09913) **\$44.17**

**DOUBLE SHACKLE
TOP BLOCK**



(09914) **\$88.36**

DOUBLE W/BECKET



(09915) **\$106.13**

FIDDLE BLOCK




(09916) **\$55.55**

**FIDDLE BLOCK
W/CLEAT**



(09917) **\$142.49**



10MM has a maximum Breaking load 900 kg (working load generally a third of that) accepts up to 10mm diameter rope and a sheave Diameter of 45mm. Block length without top shackle or add-ons 70mm.

12mm

**CHEEK BLOCK
BOLT THRU**



(09919) **\$52.57**

**SINGLE SHACKLE
SWIVEL BLOCK**



(09920) **\$49.88**

**SINGLE W/BECKET
& CLEAT**



(M10111) **\$158.67**

**SINGLE
W/BECKET**



(09921) **\$53.23**

**DOUBLE SHACKLE
TOP BLOCK**



(09922) **\$120.37**

DOUBLE W/BECKET FIDDLE BLOCK



(09923) **\$130.55**




(09924) **\$65.61**

FIDDLE BLOCK W/CLEAT



(09925) **\$178.00**



12MM has a maximum Breaking load 1350 kg (working load generally a third of that) accepts up to 12mm diameter rope and a sheave Diameter of 57mm. Block length without top shackle or add-ons 90mm.

PULLEY BLOCKS

An Italian series of block that stretches across the range of solid yet practical blocks with S/S Strapping, Fiberglass Cheeks and Nylon Sheaves.

Pulleys with a shackle head have a 3 way universal head design, meaning they can be fixed in either direction or swiveling.

A becket is where the rope starts - so a single block with a becket has a upstand at the opposite end to the attachment shackle.

A double block has a sheave side by side, while a fiddle block has a sheave above a sheave.

8mm

CHEEK BLOCK BOLT THRU



(09903) \$40.05

SINGLE SADDLE TOP BLOCK



(09902) \$22.43

SINGLE SHACKLE SWIVEL BLOCK



(09901) \$42.56

SINGLE W/BECKET



(09904) \$43.55

DOUBLE SHACKLE TOP BLOCK



(09905) \$79.43

DOUBLE W/BECKET



(09906) \$77.85

FIDDLE BLOCK




(09907) \$46.39

FIDDLE BLOCK W/CLEAT



(09908) \$61.15



8MM has a maximum Breaking load 800 kg (working load generally a third of that) accepts up to 8mm diameter rope and a sheave Diameter of 34mm. Block length without top shackle or add-ons 50mm.

