







# BANGA CIRCULAR OUTDOOR DINING TABLE

MCM HOUSE

Assembly instructions

## PARTS

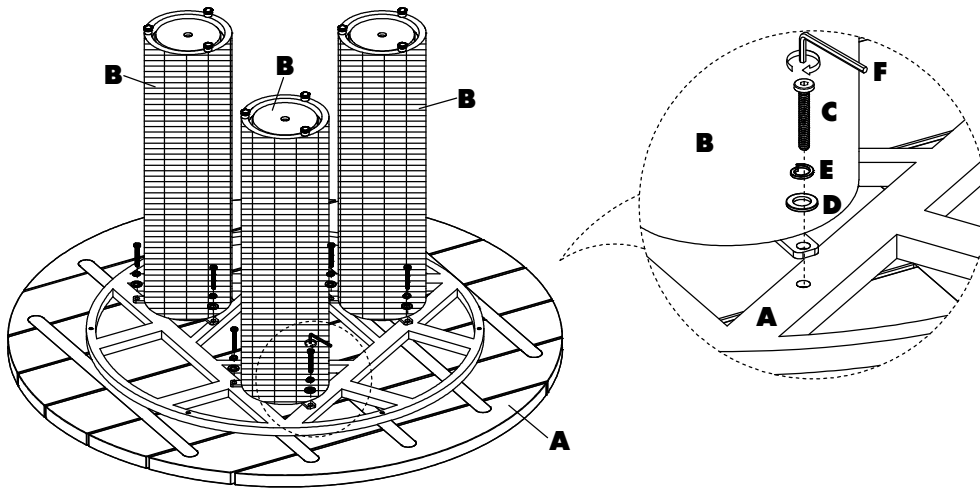
A	B	C	D	E	F
					
Top 1x	Legs 3x	M6x20mm 9x	Ø16x1.5mm 9x	Ø6.5mm 9x	Allen Key 1x



2 people  
required for  
assembly

## 1

Turn over the Top A and Legs B, and then assemble Legs B to Top A.



## 2

Carefully flip table over once table assembly is complete.

