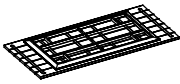







BANGA RECTANGULAR OUTDOOR DINING TABLE - TEAK

MCM HOUSE

Assembly instructions

PARTS

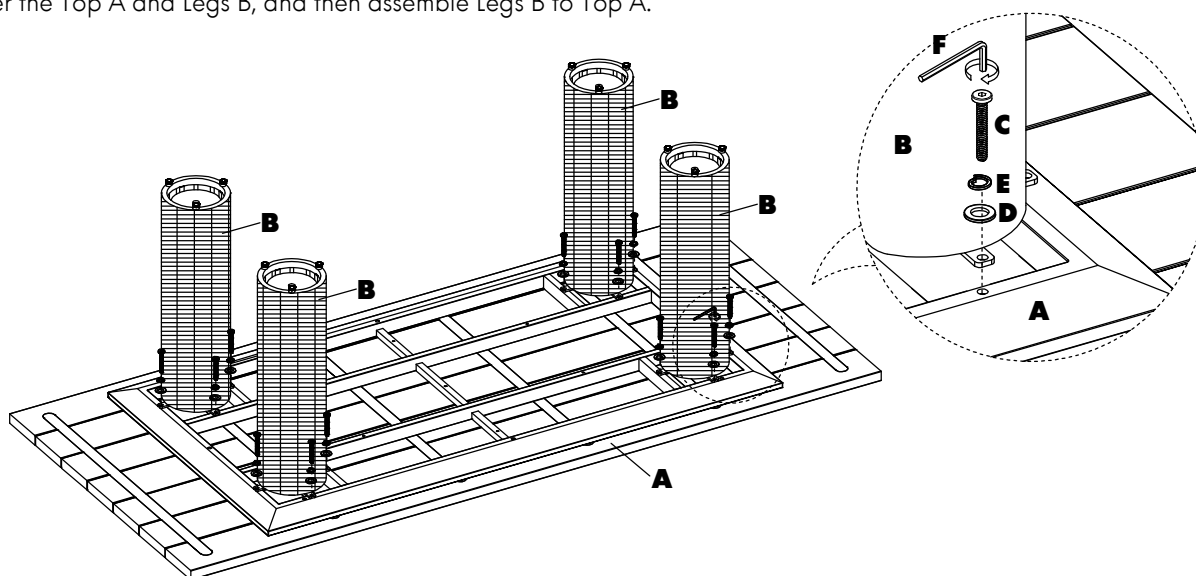
A	B	C	D	E	F
					
Top 1x	Legs 4x	M6x20mm 16x	Ø16x1.5mm 16x	Ø6.5mm 16x	Allen Key 1x



2 people
required for
assembly

1

Turn over the Top A and Legs B, and then assemble Legs B to Top A.



2

Carefully flip table over once table assembly is complete.

