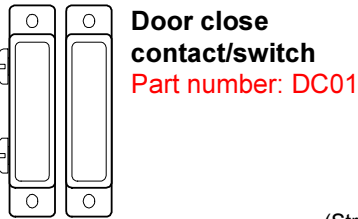
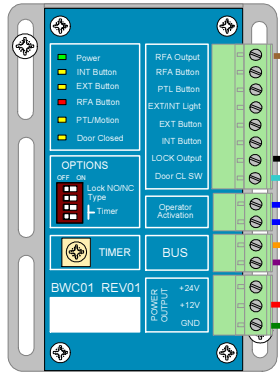


BWC01 - Accessible Washroom Kit (Wiring diagram)

* Pictures are not to scale
 ** Patent pending

BWC01 Control
 Part number: BWC01-01



+12V or +24V (Strike voltage)

(Strike positive)

(Strike negative)


To door operator activation
 (Activation and common signals)



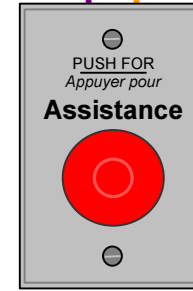
Exterior button
 Part number:
 BWC01-EXT-SW-01



Interior button
 Part number:
 BWC01-INT-SW-01



PTL button
 Not included with kit
 (Optional)
 Part number:
 BWC01-PTL-SW-CDN-01



RFA button
 Part number:
 BWC01-RFA-SW-CDN-01



RFA alarm
 Part number:
 BWC01-RFA-AL-CDN-01

BordTek Controls Inc

BWC01 - Accessible Washroom Kit (Wiring diagram)

Date: June 01,2018

Revision: 01