

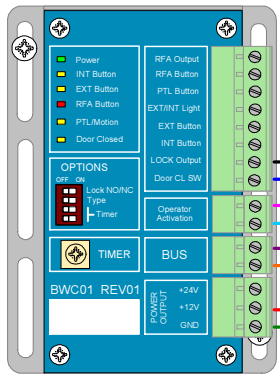
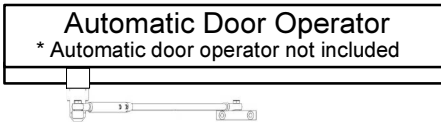


For more information, call 1-866-BordTek 1-866-267-3835

BWC01 Control

- Power supply included (+12V and +24V)
- Inputs and outputs for old installations
- RFA remote alarm output
- Visual indicators
- No mechanical relays
- Reversible lock output
- Simplified connections (Two wire BUS)
- Small (Fits in automatic door operator)

Part number: BWC01-01



Door close switch

Part number: DC01



Electric strike

Wiring example for 12VDC strike

Note: Strike not included in kit

Two wire BUS (None-polarized)



Exterior light/activation switch

- Touchless activation button
- Handicap icon illuminated
Green when washroom is available
Red when occupied
- Lock icon visible when door is locked
- Selectable beeper
- Simplified connections (Two wire BUS)
- Fits on a 2X4 or 4X4 electrical box
- Low profile 25mm

Part number: BWC01-EXT-SW-01



Interior light/activation switch

- Touchless activation button
- Selectable automatic lock (On-board motion sensor)
- Handicap icon illuminated
Green - available Red - occupied
- Lock icon visible when door is locked
- Selectable beeper
- Interior RFA Alarm (Light and sound)
- Simplified connections (Two wire BUS)
- Fits on a 2X4 or 4X4 electrical box
- Low profile 25mm

Part number: BWC01-INT-SW-01

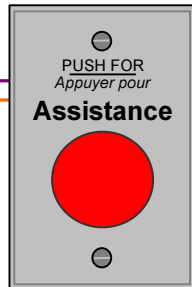


PTL (Push to lock) switch (Optional)

- Install if motion in interior switch is disabled
- Push spring return switch
- Fits on a 2X4 electrical box
- Simplified connections (Two wire BUS)

Note: Not included in kit (Sold separately)

Part number: BWC01-PTL-SW-CDN-01



RFA (Request for assistance) switch

- Push/Pull switch
- Fits on a 2X4 electrical box
- Simplified connections (Two wire BUS)

Part number: BWC01-RFA-SW-CDN-01



RFA (Request for assistance) alarm

- Light and sound
- Selectable steady or flash function for lights
- Fits on a 2X4 electrical box
- Simplified connections (Two wire BUS)

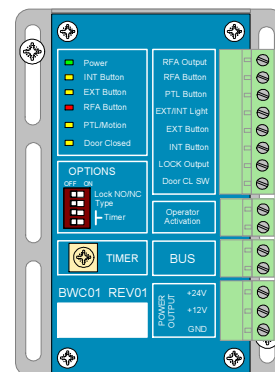
Part number: BWC01-RFA-AL-CDN-01

* Pictures are not to scale
** Patent pending

The BWC01-KIT contains the following:

- One BWC01 control (With power supply)
- One exterior button with mounting plate and sign
- One interior button with mounting plate and sign
- One RFA button (Request for assistance) with "Emergency" sign
- One RFA (Request for assistance) alarm
- One door close switch
- One "Automatic lock" door sign


(BWC01 control)



(RFA sign)



(Exterior button)



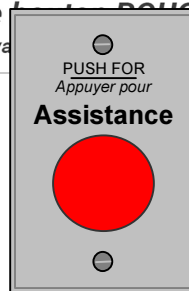
(Interior button)



(Door close switch)



(RFA alarm)



(RFA button)



(Interior door sign)

* Pictures are not to scale

Optional components:

Part number: BWC01-PTL-SW-CDN-01



(Interior door sign)