



Install Instructions	Parts List	Tools Required	
Part Number: 727638 Year: 07-11 Make: Jeep Model: Wrangler Engine: 3.8L	1. TB spacer # 4657638 2. Spacer gasket # 5657638 3. (4) 6mm x 60 # 59012216 4. (4) 6mm washers # 59020108	5/16 socket of wrench 10mm six socket or wrench	

1. Disconnect the negative battery cable.

2. Loosen the 2 clamps holding the air duct to the throttle body and to the factory air box.



3. Disconnect the ATS sensor harness from the sensor.




4. Remove the air duct.




5. Remove the 4 bolts holding the TB spacer in place.



6. Install the spacer with the gasket between the throttle body and the spacer.



7. Install the 6mm bolts, lock washers and washers provided. Then install the air duct, ATS sensor harness and negative battery cable.



Volant Cool Air Intakes
 10285 Indiana ct.
 Rancho Cucamonga, CA 91730

TECH LINE (909) 481-3888
www.Volant.com
 Part number: 727638