

**RETAIL
PRODUCT
TRAINING**

WITH

**Julie Anne Lee
DCH, RCSHom**



ADORED BEAST



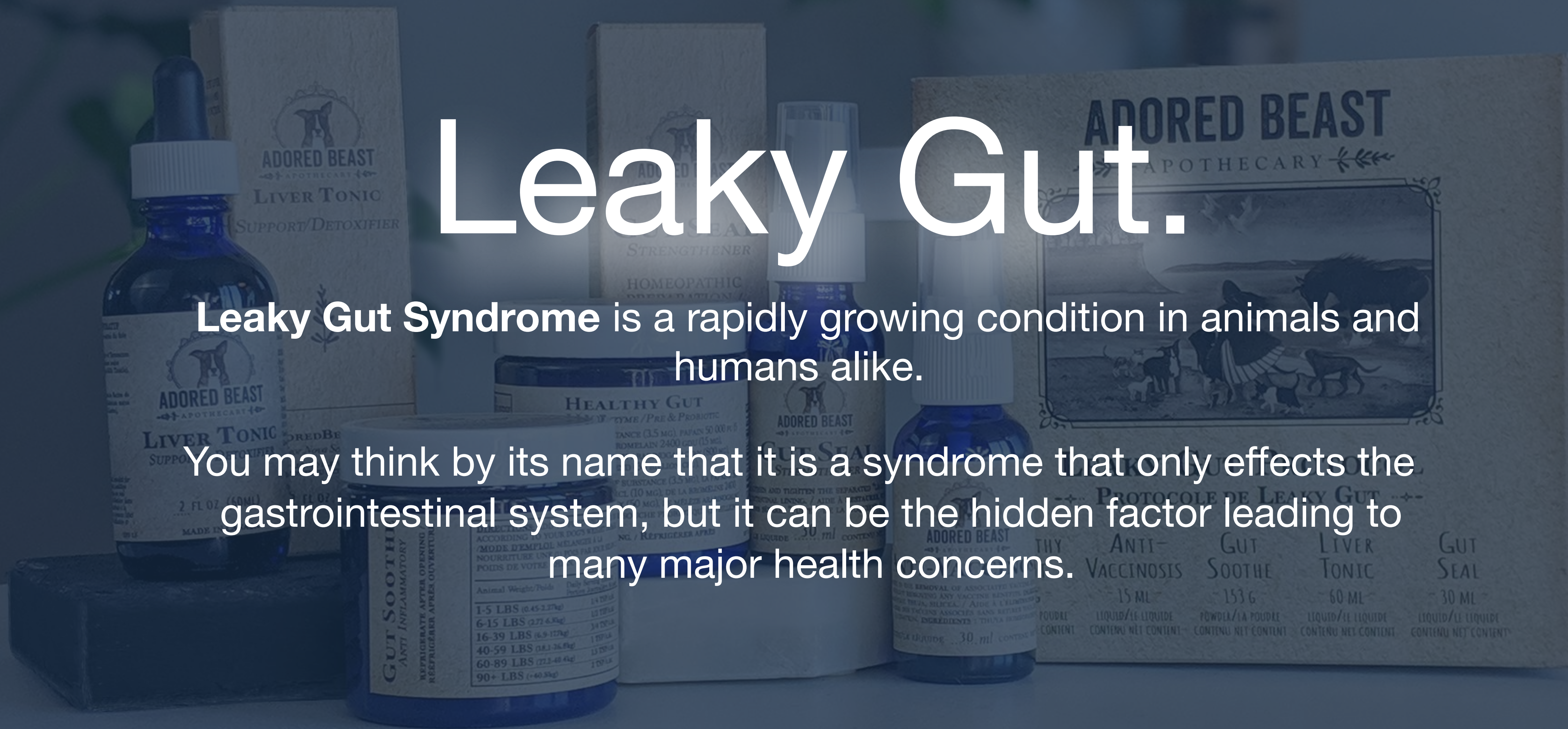
APOTHECARY



Leaky Gut.

Leaky Gut Syndrome is a rapidly growing condition in animals and humans alike.

You may think by its name that it is a syndrome that only effects the gastrointestinal system, but it can be the hidden factor leading to many major health concerns.



Foundational Health

Think of our bodies like a house. If our foundation is cracked or broken, our house will lose its integrity or even fall down.

Trying to fix it with duct tape only masks the issues, leading to further damage in the future.



The Gut.

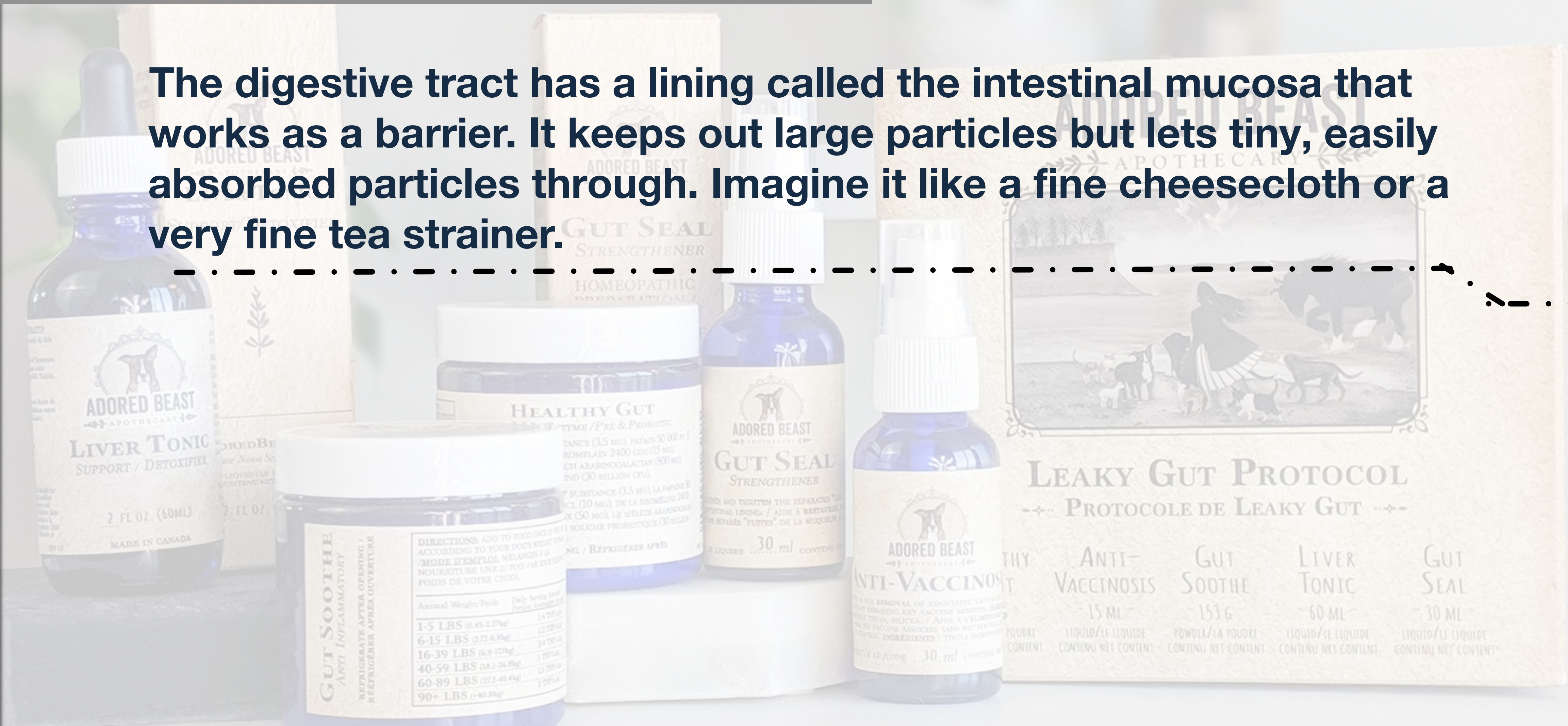
A Healthy Gut = A Healthy Body

- Is responsible for over 70-80% of the immune system
- Is the engine that fuels the body by absorbing nutrition
- Detoxifies
- Is our army against invaders



How Does Leaky Gut Happen?

The digestive tract has a lining called the intestinal mucosa that works as a barrier. It keeps out large particles but lets tiny, easily absorbed particles through. Imagine it like a fine cheesecloth or a very fine tea strainer.



How Does Leaky Gut Happen?

The digestive tract has a lining called the intestinal mucosa that works as a barrier. It keeps out large particles but lets tiny, easily absorbed particles through. Imagine it like a fine cheesecloth or a very fine tea strainer.

Having leaky gut means there's increased intestinal permeability. The cheesecloth is stretched out, the tea strainer is damaged, the holes are bigger. This allows larger particles, once held at bay, to pass through.

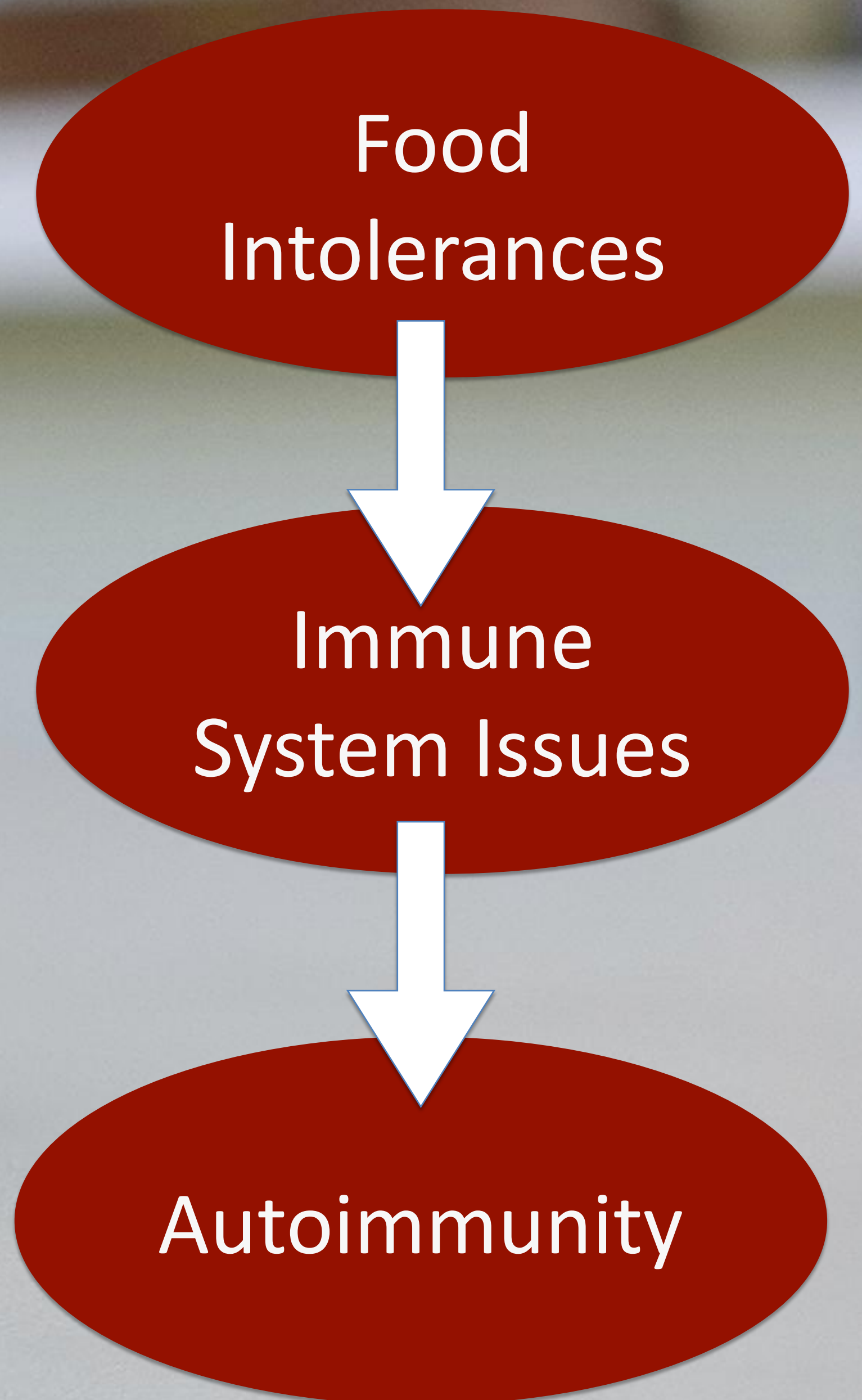
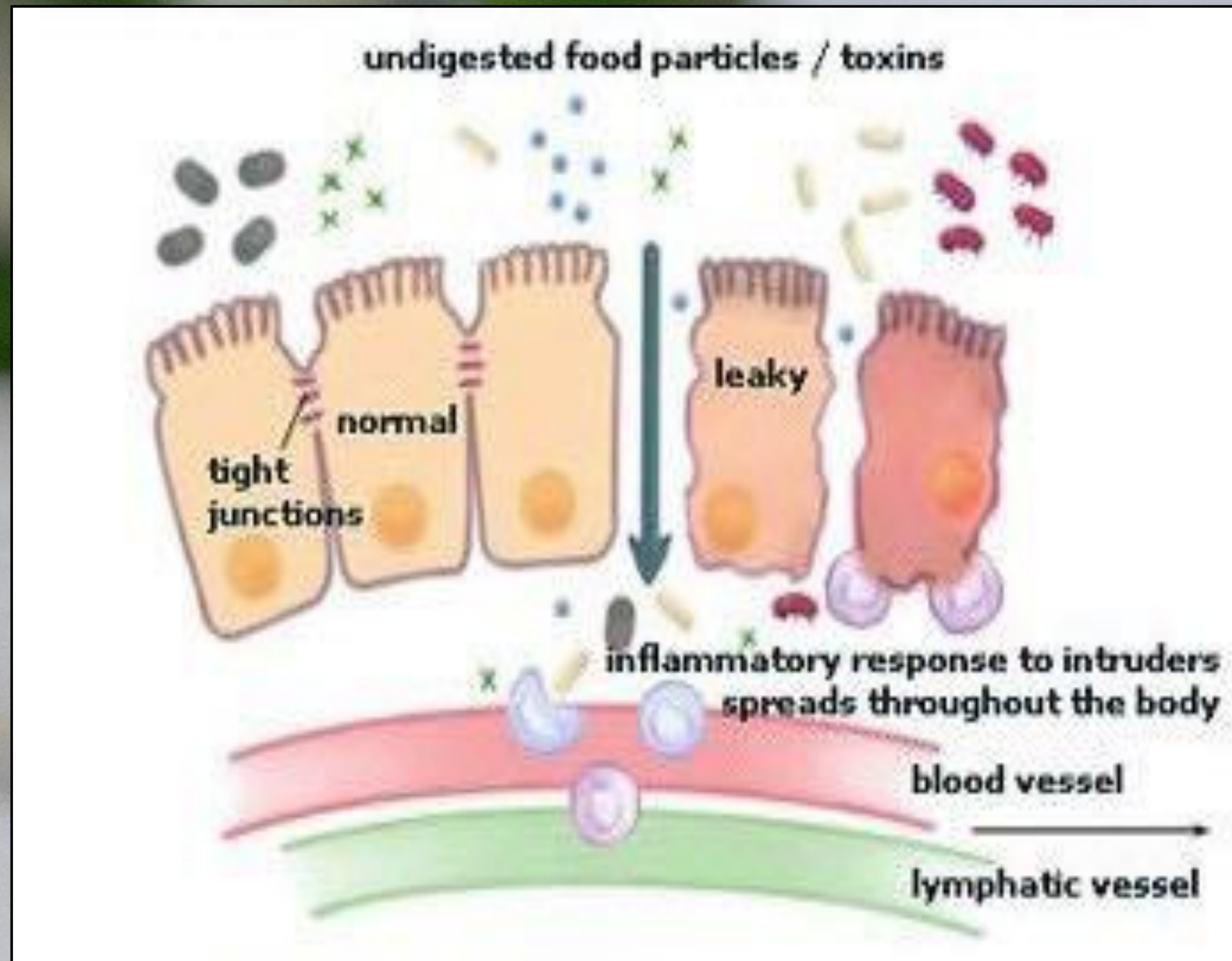
How Does Leaky Gut Happen?

The digestive tract has a lining called the intestinal mucosa that works as a barrier. It keeps out large particles but lets tiny, easily absorbed particles through. Imagine it like a fine cheesecloth or a very fine tea strainer.

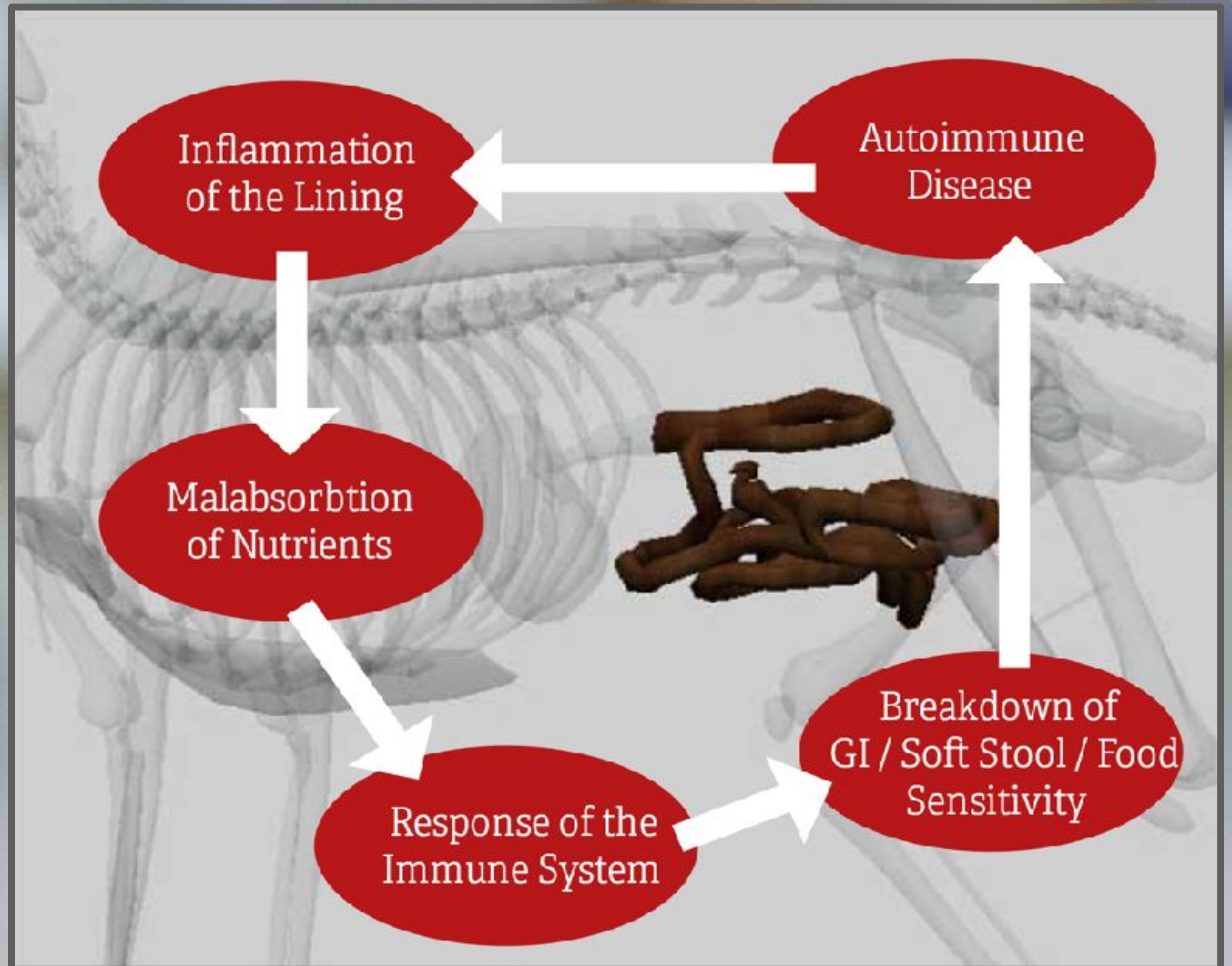
Having leaky gut means there's increased intestinal permeability. The cheesecloth is stretched out, the tea strainer is damaged, the holes are bigger. This allows larger particles, once held at bay, to pass through.

Now the gut isn't functioning as it should. Bad bacteria, undigested food particles, and toxic waste are all leaking into the bloodstream, causing the immune system to react!

The Progression of Leaky Gut



What Is Leaky Gut?



Leaky Gut.

What Does Leaky Gut Look Like In Our Animals?



Chronic Inflammation

This can appear differently based on the predisposition of each patient.
For example:

- **Labrador** that starts to limp, but it is “assumed” to be arthritis or joint inflammation because of the breed
- **West Highland Terrier** with skin disease
- **Chihuahua** with separation anxiety or collapsing trachea
- **Border Collie** that nips more than normal

These are all known “symptoms” in each breed and could very well show up in their geriatric years, but chronic inflammation can cause these predispositions to rear their ugly heads earlier in life.

Autoimmune Disease

For Cats, Dogs, and Horses:

- Allergies and Skin Disease
- Thyroid Disease
- Inflammatory Bowel Disease
- Joint Disease
- Interstitial Cystitis or Chronic Cystitis
- Gingivitis



More Symptoms of Leaky Gut

For Cats, Dogs, and Horses:

- Heart Disease
- Collapsing Trachea
- Laryngeal Paralysis
- Liver, Gallbladder and Pancreas and Kidney Disorders
- Nutritional Deficiencies
- Some forms of Cancer
- Many More Unexplained Symptoms



Main Causes Of Leaky Gut:

Over Vaccination: Vaccines given before the decline of maternal antibodies, then any vaccines done without a prior titer test

Poor Diet: Processed diets void of live bacteria EFAs and antioxidants. GMO foods

Toxins/Drugs: Primarily antibiotics

Pesticides and Chemical Toxins

Absence of Good Bacteria

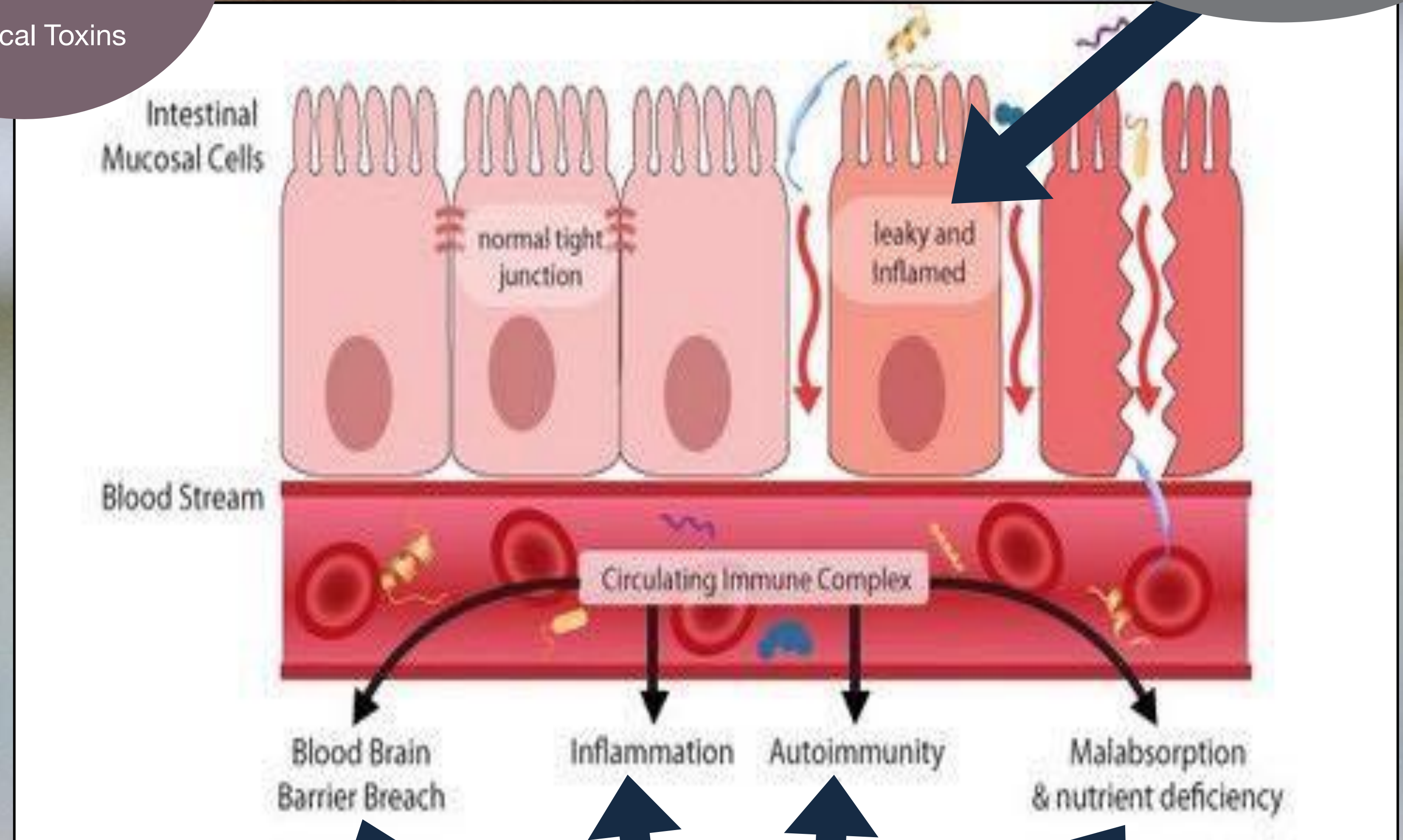
Takeover of Stealth Microbes

Chronic Stress

Leaky Gut: Explained

Over Vaccination
Processed Food
Lack of Exercise
Pesticides
GMOs
Chemical Toxins

Imbalance of Bacteria
Drugs
Chronic Stress



IgG Immune Response
IgA Reaction
B and T Cells Release

“When we treat our animals for things like leaky gut, we need to be positive that we are looking at every physiological component, so that the gut can actually heal correctly.”

- Julie Anne Lee, DCH

Leaky Gut Protocol: The Story Behind It All

In order to address leaky gut the way it needs to be addressed on all levels, a client in my clinic would have to go out and purchase 33 individual ingredients.

It would literally cost over \$500 to source, and their counter would be overwhelmed with bottles.

It would take clients over an hour to prepare the formula for their animal at each meal.

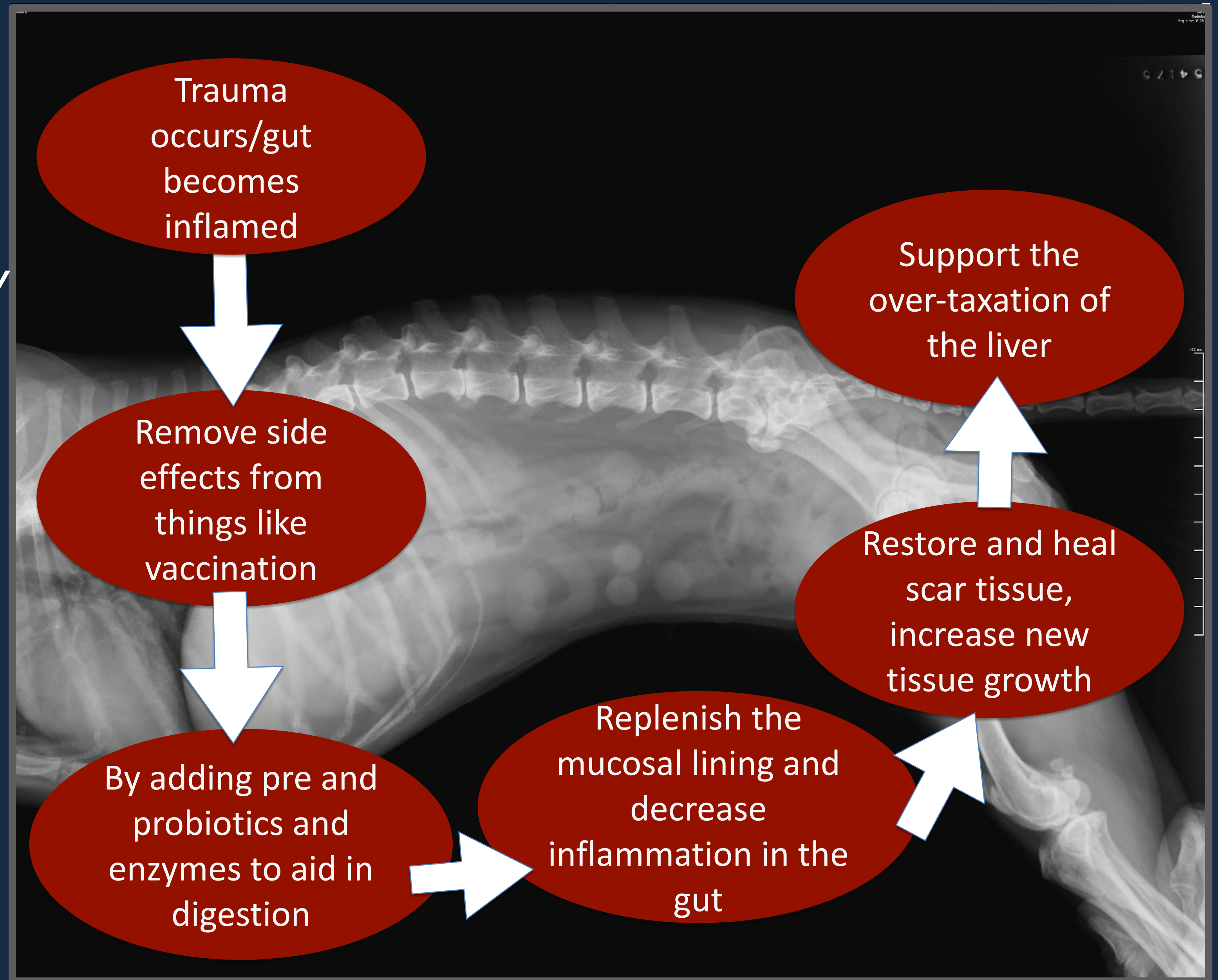
It was incredibly stressful to source each ingredient from a reputable company. So I formulated my own.



Julie with client and friend, Rodney Habib

Leaky Gut Protocol:

How to heal the gut correctly



4 EASY STEPS TO A HEALTHY GUT

Remove.

Rebalance.

Replenish.

Restore.

STEP ONE

Remove

- › First, we have to remove the side effects from vaccines that may be present in our animals. Vaccine side effects can be a major contributor to the reason our animals suffer with leaky gut in the first place.
- › Stop feeding processed foods, grains, sugars and GMOs.
- › Stop routinely vaccinating. Titer test instead (do your research - there's lots of science out there!).
- › Stop routine flea and worming, be proactive and climate driven (do your research on which ones & how often they're truly needed to be given!).
- › Stop the sources of stress where you can.



Anti-Vaccinosis



STEP TWO

Rebalance

- ▶ The gut is not going to heal overnight. We need to help it.
- ▶ Healthy Gut helps break food down so as it passes through the damaged junctions of the gut, it creates less inflammation and allows for easier digestion.
- ▶ Try homeopathy, laser or acupuncture as an alternative to NSAIDS.
- ▶ Educate your customers to find the source of stress. E.g: if it is boredom, looking at longer walks or a daycare if they are alone, someone to pop in during the day to take them for a walk or play session or massage or, maybe a companion... :)



Healthy Gut



STEP THREE

Replenish

- ▶ Gut Soothe contains N-Acetylglucosamine, which aids in repairing the mucosal lining of the gut. It also helps decrease inflammation and replenish the smooth mucosal film found in healthy animals. I added Marshmallow Root and Slippery Elm to this formulation to help support the mucous membranes and support healthy digestion.
- ▶ L-Glutamine helps to block bacterial infiltration during digestion and boost immune cell activity. It can also support the reduction of intestinal spasms. Plants and feeds supportive microflora with a prebiotic larch and a diverse 14-strain probiotic.
- ▶ This allows the damaged and inflamed junctions in the gut to actually heal.



Gut Soothe



STEP FOUR

ReStore

- Even if the gut is healed, it may be scarred, which does not allow for optimal absorption in the gut.
- Gut Seal is packed with the homeopathic remedy Thiosinaminum, more commonly known as Mustard Seed. It's used to help decrease and heal scar tissue.
- Arnica is added to Gut Seal to help keep inflammation at bay.
- Calendula is added to Gut Seal to help increase the epithelial tissue production, thus aiding in healing the gut.



Gut Seal

STEP FIVE

ReStore

- ▶ Because of the infiltration through the gut into the bloodstream, the liver becomes severely overtaxed. As the liver continuously filters and cleans the blood during the process of the protocol, I have added powerful restorative herbals like Bayberry and Milk Thistle to this formulation.
- ▶ Liver Tonic supports liver health by promoting cell regeneration. It also supports the liver's teammates, the pancreas, kidney and gallbladder to aide in boosting the organ's ability to filter toxins from the blood.



Liver Tonic



STEP SIX

Relax

-
- Working with skin disease and chronic disease can be stressful.
 - Breathe... you're on the right track.

Success Stories



Ellie



Kaeo

Success Stories



“For the last year and a half, my raw fed, 4 year old Golden Retriever Ellie has been suffering with seasonal allergies and what we thought were protein allergies.

We dealt with many allergic reactions, ear infections and yeast infections.

We tried elimination diets, various proteins sourced from multiple companies, yet it continued to get worse, and Ellie began reacting to every protein she ate.

With extensive research and help from the Adored Beast website and social media posts, I realized that Ellie was likely suffering from Leaky Gut Syndrome!

I ordered the protocol and within 2 weeks, she was a completely different dog! My mopey, lethargic retriever was happy for the first time in a year!”
- Jess Warrener

“I was so impressed with Ellie, that I began giving it to my Rescue Golden, Kaeo, a Yulin Survivor from China, to help with liver detox!

As a student in an alternative health program, I cannot say enough good things about Adored Beast!

We finally said goodbye to red swollen ears and itchy skin and can enjoy adventuring again!

Thank you Adored Beast for giving me my girl back, and for giving pet owners a holistic alternative!

I cannot wait to try more products, and continue to watch my dogs health thrive with Adored Beast Apothecary!” - Jess Warrener



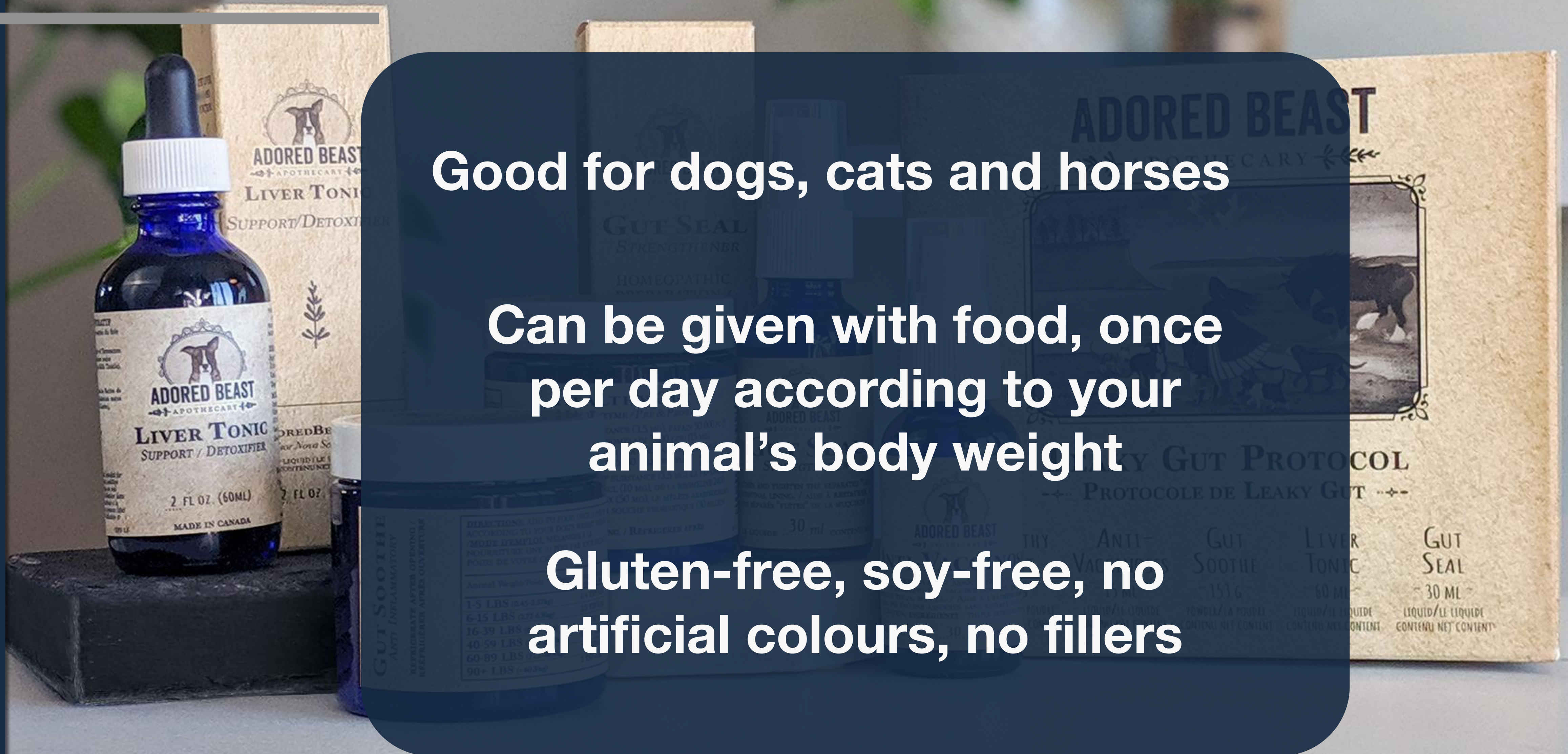
Kaeo

Directions

Good for dogs, cats and horses

Can be given with food, once per day according to your animal's body weight

Gluten-free, soy-free, no artificial colours, no fillers



Thank You



GUT

QUESTIONS@ADORED BEAST.COM