

AFG-2000 Series

Arbitrary Function Generator

FEATURES

- 0.1Hz ~ 5/12/25 MHz with 0.1Hz Resolution
- Sine, Square, Pulse, Ramp, Triangle, Noise, DC and Arbitrary Waveform
- 20MSa/s Sampling Rate, 10 bit Vertical Resolution and 4k point Memory for Arbitrary Waveform
- 1% ~ 99% Adjustable Duty Cycle for Square Waveform
- Waveform Parameter Setting Through Numeric Keypad Entry & Knob Selection
- Amplitude, DC Offset and Other Key Setting Information Shown on the 3.5" LCD Screen Simultaneously
- AM/FM/FSK Modulation, Sweep, and Frequency Counter Functions (AFG-2100 only)
- USB Device Interface for Remote Control and Waveform Editing
- PC Arbitrary Waveform Editing Software

PANEL INTRODUCTION



1. 3 Color LCD Panel
2. General Function Keys
3. Arbitrary Function Keys
4. Number Pad
5. Scroll Knob & Selection Key
6. Output Terminals
7. Main Output Switch
8. Power Switch
9. Operation Keys
10. Trigger, Modulation & Counter Input
11. Modulation Output
12. USB Device

Innovation and Value in Waveform Design

The AFG-2100/2000 Series Arbitrary Function Generator is a DDS (Direct Digital Synthesized) based signal generator designed to accommodate the educational and basic industrial requirements for an accurate and affordable signal source covering the output of Sine, Square (Pulse), Ramp (Triangle), Noise and Arbitrary waveforms. The 20MSa/s sampling rate, 10 bit vertical resolution and 4k point memory of the AFG-2100/2000 Series provide users with a flexible environment for creating the specific waveform output as needed. The 0.1Hz resolution of Sine, Square and Triangle waveforms and the 1% ~ 99% adjustable duty cycle of Square (Pulse) waveform are the remarkable features to greatly extend its application range in various fields. The AFG-2100/2000 Series includes 6 models in three frequency bands of 5MHz, 12MHz and 25MHz. Besides the basic features of the whole AFG-2100/2000 Series, AFG-2100 carries additional features of AM/FM/FSK Modulation, Sweep, and Frequency Counter.

The friendly human interface of AFG-2100/2000 Series allows users to set waveform parameters, including waveform type, frequency, amplitude, DC offset, modulation type, and duty cycle, through keypad entry and/or the knob selection, and display the set parameters on the 3.5" LCD screen. The AFG-2100/2000 Series is equipped with a USB Device interface for remote control and waveform editing through a PC. A waveform editing software is provided to facilitate the waveform creation on the PC. After the waveform editing is done, the user is able to download the waveform data from PC to the AFG-2100/2000 Series for signal output.

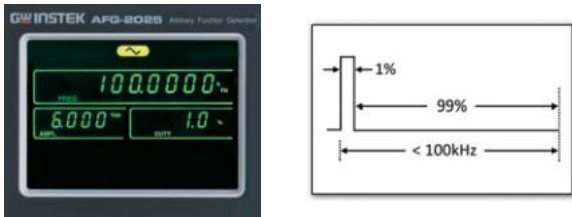
A. BUILT-IN ARBITRARY WAVEFORM FUNCTION



In addition to the high accuracy and high stability DDS Function Waveforms-Sine, Square and Ramp, the AFG-2100/2000 Series also provides the feature to generate Arbitrary Waveforms as what user wants. The 20MSa/s sampling rate, 10 bit vertical resolution and 4k point

waveform memory allow user to create the needed waveform point by point through keypad entry on the front panel, or to do waveform editing on the PC and download the waveform data to the AFG-2100/2000 Series, for arbitrary waveform output.

B. 1% ADJUSTABLE DUTY CYCLE OF SQUARE WAVE



1% Duty Cycle of Square Wave Setting

For most conventional Function Generators, the adjustable duty cycle falls in a limited 20% ~ 80% range, which may not fit the demands of specific applications. The AFG-2100/2000 is able to provide a 1%~99% variable duty cycle for its Square waveform and 0%~100% variable symmetry for the Ramp. This allows the AFG-2100/2000 to be used as a Pulse Generator to create pulse waveform simulating a spike signal or a transient signal.

D. AMPLITUDE & DC OFFSET DISPLAY



Parameter Display

With the 3.5" LCD, the AFG-2100/2000 is able to show output waveform amplitude, DC offset and other key setting information simultaneously. This provides the convenience for user to know what signal is being sent out at the output terminal without the need to check the waveform through an oscilloscope.

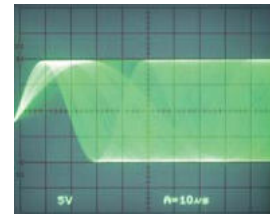
C. FULLY DIGITAL ENTRY DESIGN



Fully Digital Keypad Operation

The conventional analog knob is not accurate enough for precision setting of waveform parameters, and may generate noise to interfere the system operation. The keypad entry design of AFG-2100/2000 improves the setting uncertainty and therefore significantly increases the accuracy of its waveform output. Besides, there is a Main Output switch which controls the main signal ON/OFF status. When a parameter, like output amplitude, is intended to be changed, user can turn off the output signal to avoid damaging the DUT.

E. AM/FM/FSK MODULATION, SWEEP & FREQUENCY COUNTER



Sweep Waveform

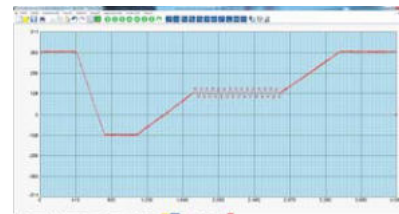
All AFG-2100 models are equipped with additional AM/FM/FSK Modulation, Sweep & Frequency Counter functions. The AM/FM modulated signal provides a means for basic modulation circuit tests and experiments, and the FSK modulated signal offers the signal source of the most common digital modulation signal. The Sweep function adequately fits a lot of basic applications such as sweep-tone test for the speaker in audio frequency range. The built-in frequency counter is able to measure the frequency of an external signal up to 150MHz, which saves the cost of purchasing a frequency counter.

F. USB INTERFACE & ARBITRARY WAVEFORM EDITING PC SOFTWARE



USB Device Interface

The AFG-2100/2000 Series provides a USB Device Interface, which allows the programming of remote control or ATE of the product. An arbitrary waveform editing PC software can generate the waveform by hand drawing, recalling and tailoring waveforms including Rayleigh, Gaussian, Normal Noise, Pseudo Ternary, Bipolar AMI, Manchester, Differential Manchester, RS-232C, and NRZ etc. from the library.



Arbitrary Waveform Editing PC Software

Besides, this software can import CSV format file as waveform data which is created by the other tools. After the waveform editing is completed on the PC, the waveform data can be downloaded through USB Interface to the AFG-2100/2000 for arbitrary waveform output. The software fits for both AFG-2100/2000 and 3000 series and can be downloaded from GWInstek's website. (www.gwinstek.com)

SPECIFICATIONS

MODELS	AFG-2100 Series			AFG-2000 Series		
	AFG-2105	AFG-2112	AFG-2125	AFG-2005	AFG-2012	AFG-2025
WAVEFORMS	Sine, Square, Ramp, Noise, Arbitrary Waveform					
ARBITRARY FUNCTION	Sample Rate Repetition Rate Waveform Length Amplitude Resolution	20MSa/s 10MHz 4k point 10 bit				
FREQUENCY CHARACTERISTICS	Range	Sine/Square Ramp Sine, Square, Ramp	0.1Hz~5MHz 0.1Hz~12MHz 0.1Hz~25MHz	0.1Hz~5MHz 0.1Hz~12MHz 0.1Hz~25MHz		
OUTPUT CHARACTERISTICS	Resolution Accuracy	Stability Aging Tolerance	0.1Hz ~ 1MHz 0.1Hz ±20ppm ±1ppm, per 1 year ≤ 10mHz			
	Amplitude	Range Accuracy Resolution Flatness	≤ 20MHz : 1mVpp~10Vpp(50Ω); 2mVpp~20Vpp(open-circuit) ≤ 25MHz : 1mVpp~5Vpp(50Ω); 2mVpp~10Vpp(open-circuit) ±2% of setting ±1mVpp;(at 1kHz/into 50Ω without DC offset) 1mV or 3 digits ±1%(0.1dB)≤ 100kHz; ±3%(0.3dB)≤ 5MHz; ±4%(0.4dB)≤ 12MHz; ±20%(2dB)≤ 20MHz; ±5%(0.4dB)≤ 25MHz; (sine wave relative to 1 kHz/into 50Ω) Vpp, Vrms, dBm			
	Offset	Units Range	±5Vpk ac+dc(into 50Ω); ±10Vpk ac+dc(open circuit); ±2.5Vpk ac+dc(into 50Ω) for 20MHz~25MHz; ±5Vpk ac+dc(open circuit) for 20MHz~25MHz			
SINE WAVE CHARACTERISTICS	Waveform Output	Accuracy Impedance Protection(main output)	2% of setting+10mV+0.5% of amplitude 50Ω typical (fixed); >300kΩ (output disabled) Short-circuit protected ; Overload relay auto matically disables main output			
	SYNC Output	Level Impedance Rise or Fall Time	TTL-compatible into >1kΩ 50Ω nominal ≤ 25ns			
SINE WAVE CHARACTERISTICS	Harmonic Distortion	-55 dBc DC ~ 200kHz, Ampl > 0.1Vpp; -50 dBc 200kHz ~ 1MHz, Ampl > 0.1Vpp -35 dBc 1MHz ~ 5MHz, Ampl > 0.1Vpp; -30 dBc 5MHz ~ 25MHz, Ampl > 0.1Vpp				
SQUAREWAVE CHARACTERISTICS	Rise/Fall Time Overshoot Asymmetry Variable Duty Cycle	≤ 25ns at maximum output (into 50Ωload) < 5% 1% of period+1 ns 1%~99%≤ 100kHz ; 20.0%~80.0%≤ 5MHz ; 40.0%~60.0%≤ 10MHz ; 50%≤ 25MHz (1% Resolution for full Frequency Range)				
RAMP CHARACTERISTICS	Linearity Variable Symmetry	< 0.1% of peak output 0%~100%(0.1% Resolution)				
AM MODULATION	Carrier Waveforms Modulating Waveforms Modulating Frequency Depth Source	Sine, Square, Triangle Sine, Square, Triangle 2 mHz~20 kHz (Int); DC~20KHz (Ext) 0%~120.0% Internal/External			-	
FM MODULATION	Carrier Waveforms Modulating Waveforms Modulating Frequency Deviation Source	Sine, Square, Triangle Sine, Square, Triangle 2 mHz~20 kHz (Int); DC~20KHz (Ext) DC to Max Frequency Internal/External			-	
SWEEP	Waveforms Type Start/Stop Frequency Sweep Time Source	Sine, Square, Triangle Linear or Logarithmic 0.1Hz~Max Frequency 1ms~500s Internal/External			-	
FSK	Carrier Waveforms Modulating Waveforms Modulation Rate Frequency Range Source	Sine, Square, Triangle 50% duty cycle square 2mHz~100kHz(Int); DC~100kHz(Ext) 0.1Hz~Max Frequency Internal/External			-	
FREQUENCY COUNTER	Range Accuracy Time base Resolution Input Impedance Sensitivity	5Hz~150MHz Time Base accuracy ± 1count ±20ppm (23°C±5°C)after 30minutes warm up 100nHz for 1Hz, 0.1Hz for 100MHz 1KΩ 35mVrms~30Vrms (5Hz~150MHz)			-	
STORE/RECALL	10 Groups of Setting Memories					
INTERFACE	USB (Device)					
DISPLAY	LCD					
POWER SOURCE	AC100~240V , 50~60Hz					
POWER CONSUMPTION	25 VA					
OPERATING ENVIRONMENT	Temperature to satisfy the specification: 18~28°C; Operating temperature: 0~40°C Relative Humidity: ≤80%, 0~40°C; ≤70%, 35~40°C; Installation category: CAT II					
OPERATING ALTITUDE	2000 meters					
STORAGE TEMPERATURE	-10~70°C, Humidity: ≤70%					
DIMENSIONS & WEIGHT	266(W)×107(H)×293(D) mm ; Approx. 2.5 kg					

Specifications subject to change without notice. FG-2000GD3BH

ORDERING INFORMATION

AFG-2005	5MHz Arbitrary Waveform Function Generator
AFG-2105	5MHz Arbitrary Waveform Function Generator
AFG-2012	12MHz Arbitrary Waveform Function Generator
AFG-2112	12MHz Arbitrary Waveform Function Generator
AFG-2025	25MHz Arbitrary Waveform Function Generator
AFG-2125	25MHz Arbitrary Waveform Function Generator

ACCESSORIES

CD (user manual + software) × 1, Quick Start Guide × 1, Power cord × 1
AFG-2100 Series - GTL-101 Test Lead × 2, Instruction Manual × 1, Power cord × 1
AFG-2000 Series - GTL-101 Test Lead × 1, Instruction Manual × 1, Power cord × 1

OPTIONAL ASSESSORIES

GTL-246 USB Cable, USB 2.0 Type A - Type B, 4P

FREE DOWNLOAD

PC Software Arbitrary Waveform Editing Software Driver USB driver

Global Headquarters
GOOD WILL INSTRUMENT CO., LTD.
T +886-2-2268-0389 F +886-2-2268-0639

China Subsidiary
GOOD WILL INSTRUMENT (SUZHOU) CO., LTD.
T +86-512-6661-7177 F +86-512-6661-7277

Malaysia Subsidiary
GOOD WILL INSTRUMENT (SEA) SDN. BHD.
T +604-6111122 F +604-6115225

Europe Subsidiary
GOOD WILL INSTRUMENT EURO B.V.
T +31(0)40-2557790 F +31(0)40-2541194

U.S.A. Subsidiary
INSTEK AMERICA CORP.
T +1-909-399-3535 F +1-909-399-0819

Japan Subsidiary
TEXIO TECHNOLOGY CORPORATION.
T +81-45-620-2305 F +81-45-534-7181

Korea Subsidiary
GOOD WILL INSTRUMENT KOREA CO., LTD.
T +82-2-3439-2205 F +82-2-3439-2207

GW INSTEK

Simply Reliable



www.gwinstek.com

www.facebook.com/GWInstek