

A30

SPECIFICATION SHEET

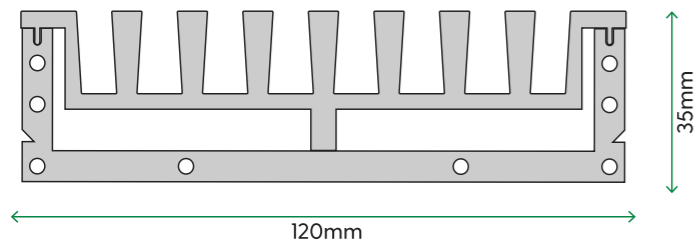
Version: 2019-1




A30

The A30 drain is dramatically different. Developing a low profile drainage system with a high flow rate meant pushing the boundaries of design without compromising function. It's one thing to make a product thinner, it's something else to simultaneously increase the flow rate, giving A30 the highest flow rate in the Aquabocci range.

Profile



Lengths



Performance and finish

LOCATIONS	Swimming Pools, Wet Rooms, Balconies and Driveways
FLOW RATES	120 litres per minute
SLIP RATING	Optional Aquabocci WunderGrip (CSIRO R-13) / Non Slip finish available on all Aquabocci products
ANTI CORROSION	Guaranteed not to rust, corrode or tea stain around salt water or chlorine
HEELGUARD SAFE?	Yes
FUNCTION	Can be cut to any length
AQUABOCCI CUSTOM	4 colours available

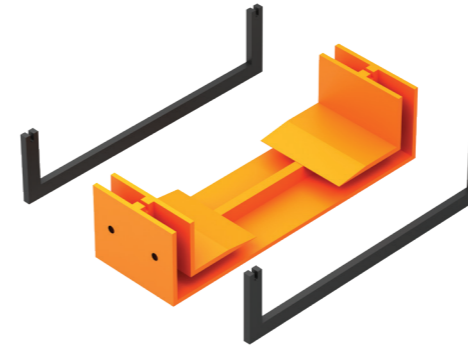
System fittings

It seamlessly integrates into any interior design or landscape setting, so that you can install the A30 system in more places. Corner pieces, end caps and connectors have EPDM rubber seals which are


screwed into place for fast and easy installation. With a smooth metal surface in 4 custom colours, now you're free to do just about anything.

Connector

With EPDM seals and screws



Corner



End Cap


With EPDM seals and screws




Spigot




Colours



GT Silver



Titanium



Black

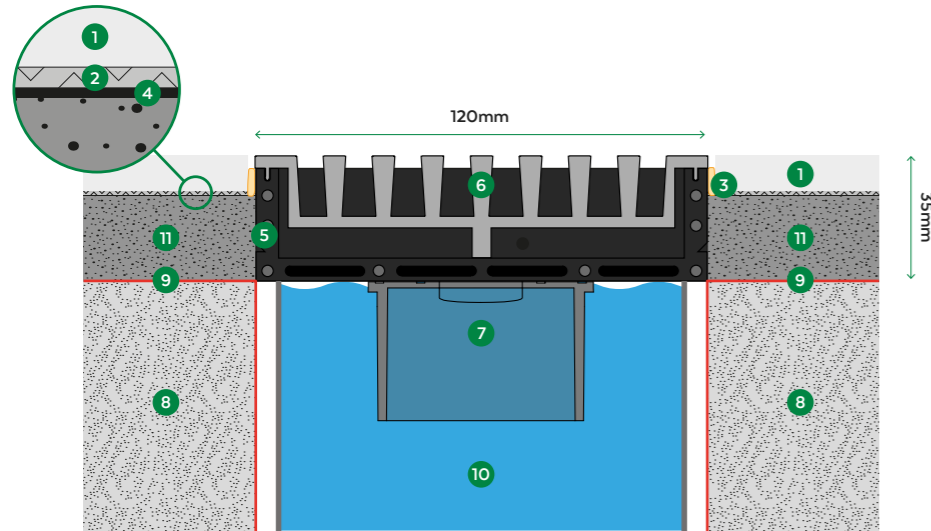


Champagne



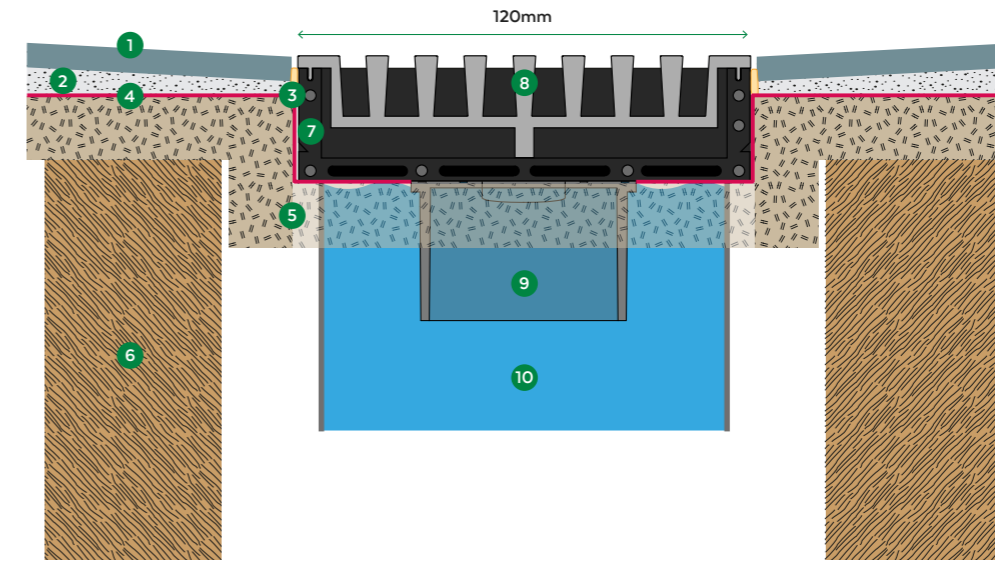
A30 INSTALLATION GUIDE

Slab Installation



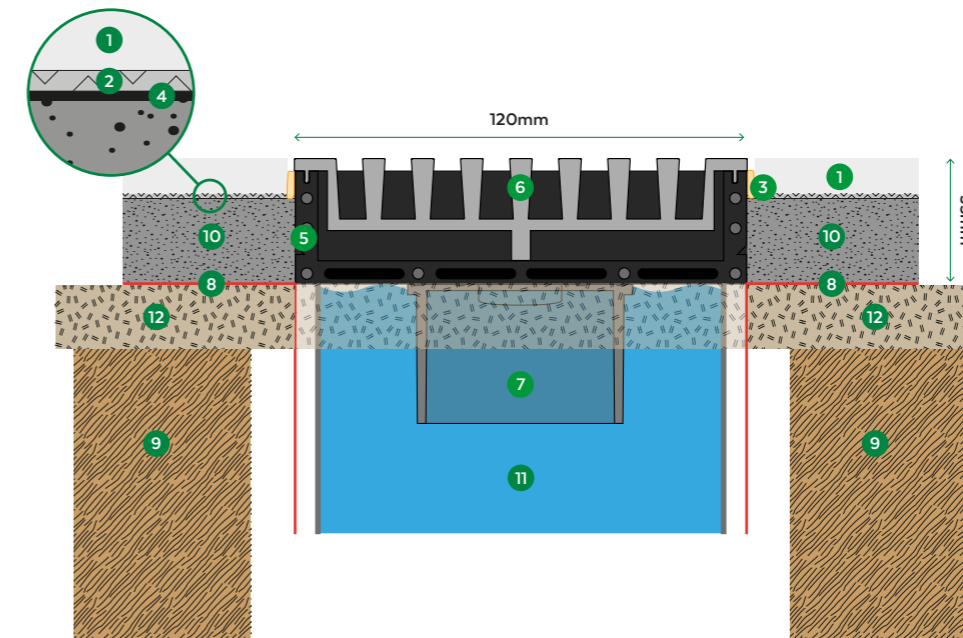
- 1 Tile
- 2 Tile adhesive
- 3 Silicon joint
- 4 Waterproof tape (Optional)
- 5 A30 extrusion channel
- 6 A30 removable grate
- 7 Spigots available to fit 50mm, 75mm, 90mm and 100mm
- 8 Concrete slab or timber
- 9 Waterproof membrane
- 10 Pipe 50mm, 80mm or 100mm
- 11 Screed

Timber Installation without Mortar Screed



- 1 Tile
- 2 C2 Tile adhesive
- 3 Silicon joint
- 4 Waterproof membrane
- 5 Plywood supports plastic channel
- 6 Timber joist
- 7 A30 extrusion channel
- 8 A30 removable grate
- 9 Spigots available to fit 50mm, 75mm, 90mm and 100mm
- 10 Pipe 50mm, 80mm or 100mm

Timber Installation with Mortar Screed



- 1 Tile
- 2 Tile adhesive
- 3 Silicon joint
- 4 Waterproof tape (Optional)
- 5 A30 extrusion channel
- 6 A30 removable grate
- 7 Spigots available to fit 50mm, 80mm, and 100mm
- 8 Waterproof membrane
- 9 Timber joist
- 10 Screed
- 11 Pipe 50mm, 80mm or 100mm
- 12 Plywood supports plastic channel

