

# StayGo mini

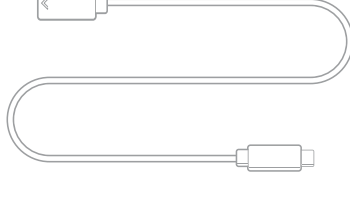
owner's guide



## What's in the Box:



.5-meter desk cable



## Tech Specs

Dimensions: 72x32x8.2mm

Weight: 28.2g

Ports Upstream: USB-C Male

Ports Downstream: 3.5mm Headphone Out, USB-A 2.0, 4k HDMI, USB-C (PD Charging)

Power: USB Bus Power or PD power adapter, supports up to 100w (Not Included)

Note: StayGo mini requires 4w of power for onboard accessories

## Interface Overview:

### Ports

The StayGo mini provides many of the essential ports needed to connect all your peripherals and devices with ease.



Note: If both HDMI and 3.5mm are connected, audio will come from the 3.5mm port. If the StayGo mini is already connected to the device, audio will come from the port that is connected last.

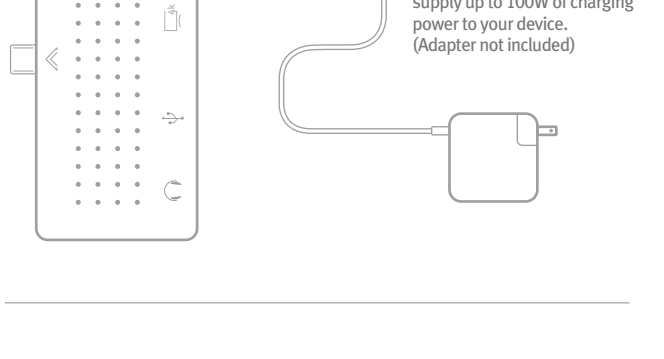
Have questions? Visit [twelvesouth.com](https://www.twelvesouth.com) or email [support@twelvesouth.com](mailto:support@twelvesouth.com)

©2021 Twelve South, LLC. All rights reserved.

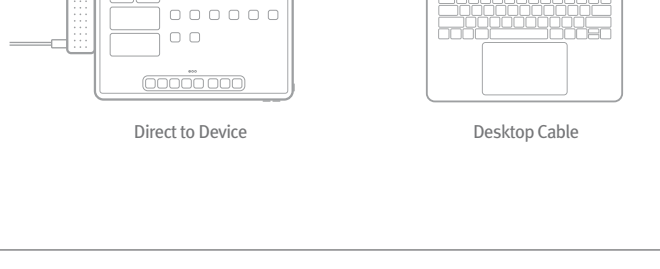
## Connection Guide:

### Charging your device through StayGo mini

Connect your device's USB-C charging cable to the USB-C port on the back of StayGo mini, and connect to your USB-C charger.



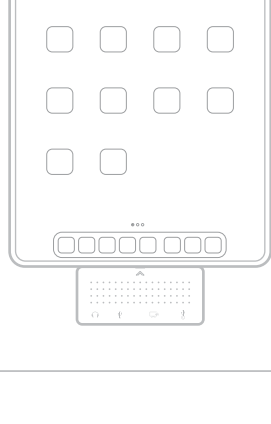
Plug StayGo mini directly into your device or use the included .5 meter cable.




## How to Use StayGo mini:

### Choose your setup

Direct: connect StayGo mini directly to your device using the male USB-C port on the front of StayGo mini.



Cable: connect StayGo mini to your device using the .5 meter desktop cable.



thank you