

IDC5 TRUCK 53.0.0 SOFTWARE UPDATE

Dear Customer,

The new diagnostic features included in the IDC5 TRUCK 53.0.0 update, which also contains the continuous updates IDC 5 TRUCK 52.0.1 / 52.0.2 / 52.0.3 / 52.1.0 / 52.1.1 / 52.1.2 / 52.2.0 / 52.2.1 / 52.2.2 / 52.2.3 / 52.2.4 / 52.2.5 / 52.2.6, allow working on a large number of vehicles that belong to makes of the most popular manufacturers. The work TEXA's developers carried out on industrial vehicles, light commercial vehicles and buses guarantees all mechanics the opportunity to use diagnostic tools that are always updated and state-of-the-art, to operate successfully on the vast majority of the vehicles on the road.


IDC5 TRUCK 53.0.0 contains new possible selections for the major makes worldwide, among which: ALLISON, BENDIX, CATERPILLAR, CUMMINS, DETROIT, DODGE, EATON, FORD, FPT, FREIGHTLINER, HINO, INTERNATIONAL, ISUZU, IVECO, IVECO BUS, KENWORTH, MACK, MAN, MERCEDES-BENZ, MERCEDES-BENZ (EVOBUS), MITSUBISHI FUSO, NISSAN, PETERBILT, SCANIA, VAN HOO, VOLVO BUS, VOLVO TRUCKS, WABCO, ZF.

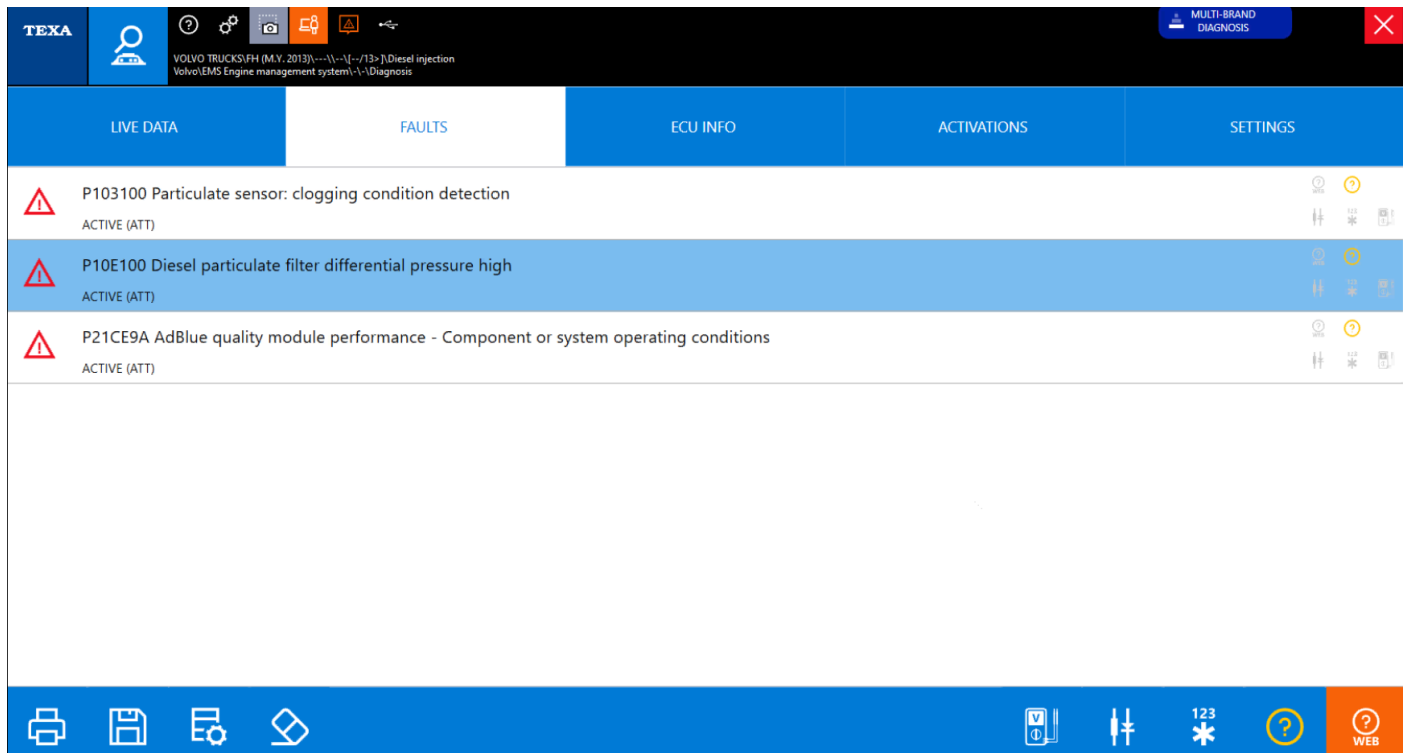
The **TRUCK 53.0.0** update also offers new, very useful Wiring Diagrams and DASHBOARDS.

SOFTWARE NEWS

GUIDED DIAGNOSIS.

Introduced with the **IDC5 TRUCK 53.0.0** version and based on the principle of the previous "System Sanity Check" process, this new function allows users to perform a guided and in-depth troubleshooting check. The guided diagnosis will show in a graphic, intuitive and interactive way, the actions to be taken to perform a specific repair or to check a component, guaranteeing its solution through suggestions and indications based on a logical process. When available for a specific diagnostic system, the Guided Diagnosis function can be recalled

in the error page, through the specific icon  associated with the error.



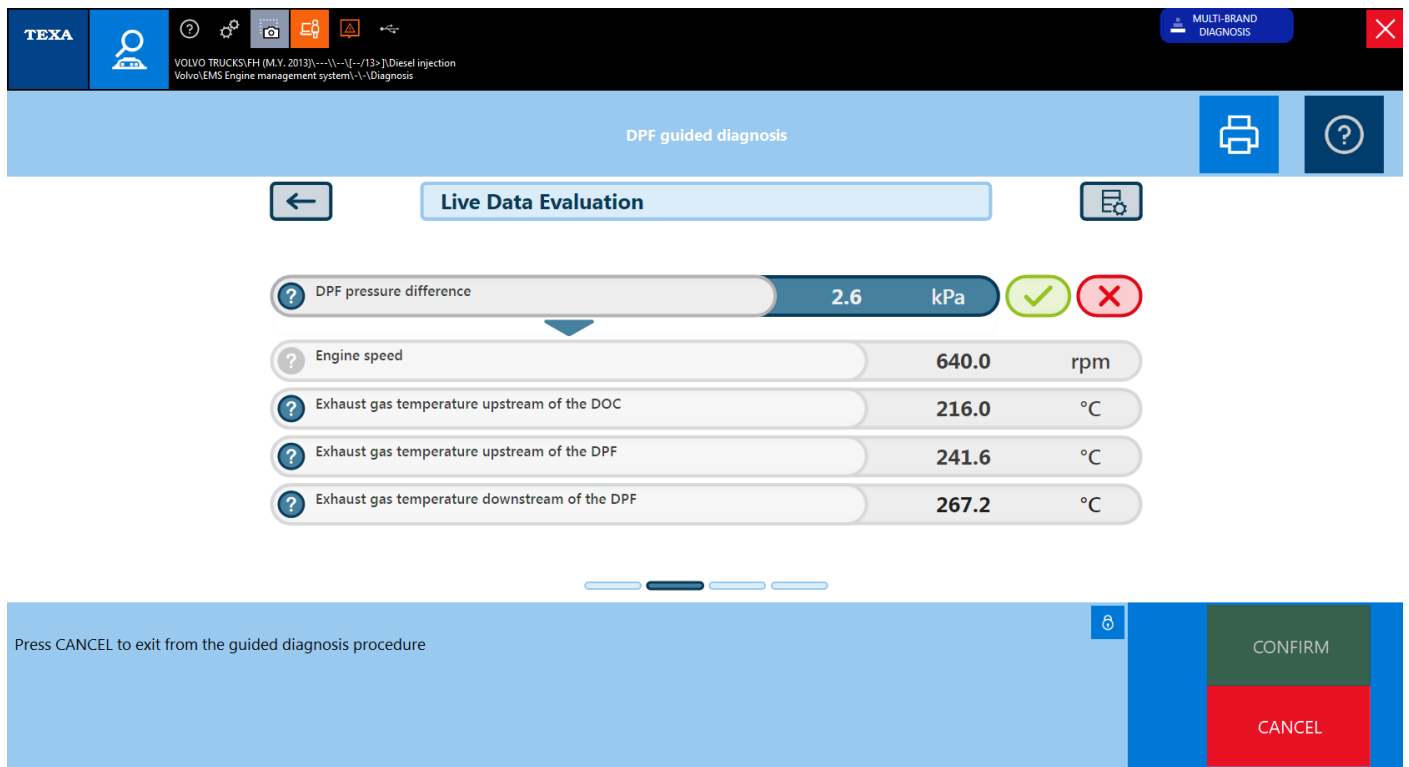
The screenshot shows the TEXA diagnostic software interface. At the top, there is a navigation bar with the TEXA logo and several icons. Below this is a header for the current vehicle: VOLVO TRUCKS\FH (M.V. 2013)\--\[-\13>]Diesel injection Volvo\EMS Engine management system\-\1\Diagnosis. The main area is divided into tabs: LIVE DATA, FAULTS (selected), ECU INFO, ACTIVATIONS, and SETTINGS. Under the FAULTS tab, three error codes are listed:

- P103100 Particulate sensor: clogging condition detection (ACTIVE (ATT))
- P10E100 Diesel particulate filter differential pressure high (ACTIVE (ATT))
- P21CE9A AdBlue quality module performance - Component or system operating conditions (ACTIVE (ATT))

Each error code has a red triangle icon and a yellow circle icon. At the bottom of the screen, there is a toolbar with icons for print, save, settings, and a question mark icon (Guided Diagnosis) which is highlighted in orange.

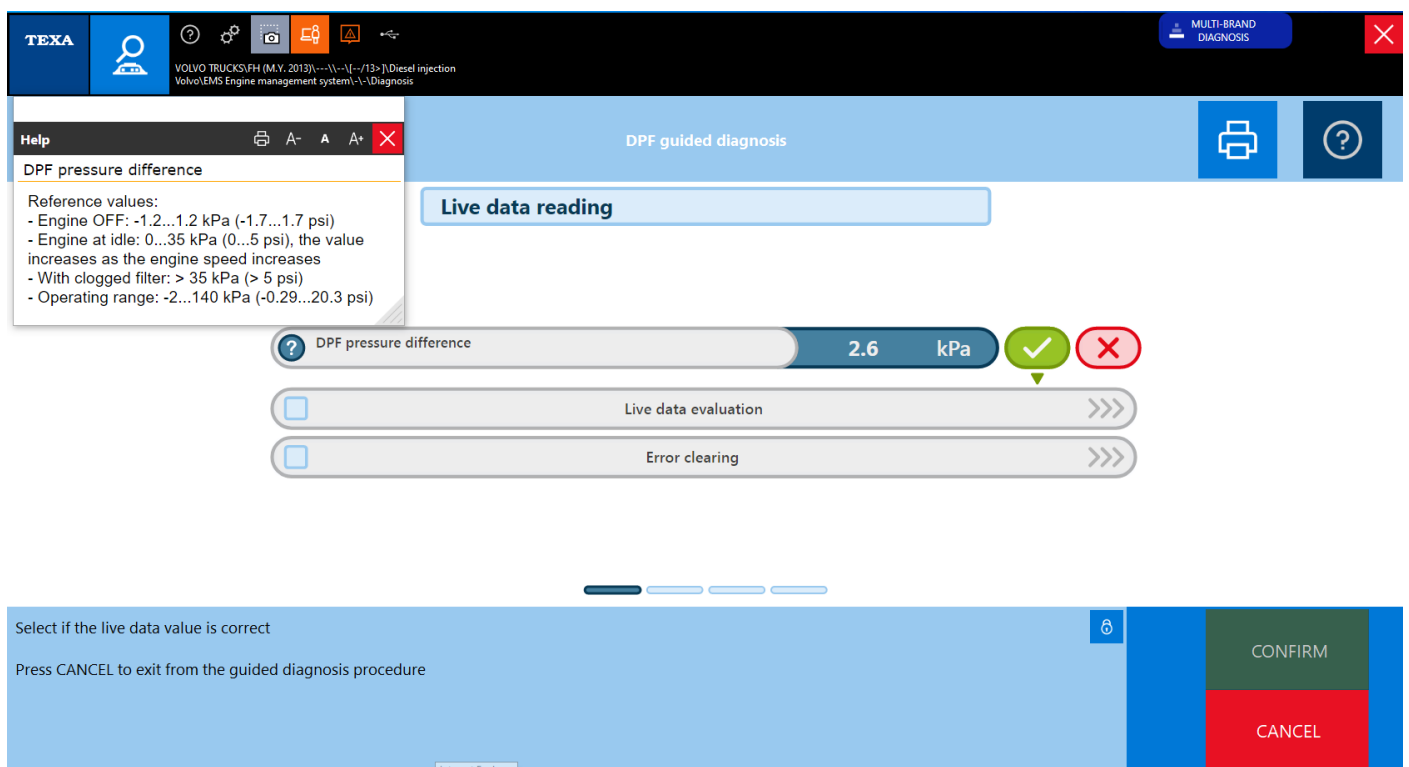
Error page screen.

The procedure will show the value of the parameters associated with the error, then it will be up to the mechanic to evaluate whether the value can be considered correct, and to confirm by clicking whether it is valid or not.



Parameter evaluation.

If the value of the parameters is considered to be within standard, the Guided Diagnosis procedure will show a possible series of additional checks or the possibility to clear the error.



Possibility to clear the errors.

TEXA VOLVO TRUCKS/FH (M.Y. 2013) Diesel injection Volvo EMS Engine management system \ Diagnosis

MULTI-BRAND DIAGNOSIS

DPF guided diagnosis

← Technical data sheet check

DPF pressure difference 2.6 kPa

Self-diagnostic device sheets

Incorrect fuel quality
Fault in the differential pressure sensor

Recommended repair

Perform the following checks:

- Check and correct the error codes related to the engine or differential pressure sensor
- Check the efficiency of the DPF and its proper assembly
- Verify the efficiency of the differential pressure sensor and its electrical and pneumatic connections
- Make sure there are no obstructions to the passage of the exhaust gases also in the section after the DPF, verify the absence of crystallised urea in the SCR
- Remove the flexible pipe and activate the accelerator a few times to eliminate any possible loose deposits of soot
- Check if there is visible smoke when activating the accelerator in neutral
- If there is an abnormal amount of smoke coming from the engine
- Check for the presence of oil in the flexible pipe or in the silencer's intake
- If there is oil, visually check the turbocharger
- Check for possible fuel leaks from the injectors
- Check the accelerator, if applicable
- Check for possible leaks in the exhaust system

Notes

Evaluation with technical bulletin.

TEXA VOLVO TRUCKS/FH (M.Y. 2013) Diesel injection Volvo EMS Engine management system \ Diagnosis

MULTI-BRAND DIAGNOSIS

DPF guided diagnosis

← Wiring diagram check

DPF pressure difference 2.6 kPa

Device card

27080002 Component sheet
Check set for Differential pressure sensor

Information

This technical sheet supplies general information regarding the electrical/electronic component selected.
This type of information sheet is only available for the components for which a detailed technical sheet is not provided for.

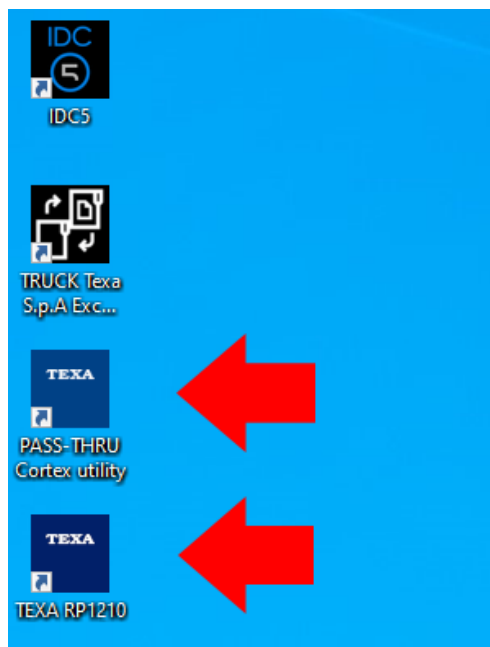
Description

A differential pressure sensor is used to measure the pressure drop between two points.
In fact, it has two inputs that correspond to the two measurement points.
It is a combined sensor, made up of two pressure sensors built into a single body.

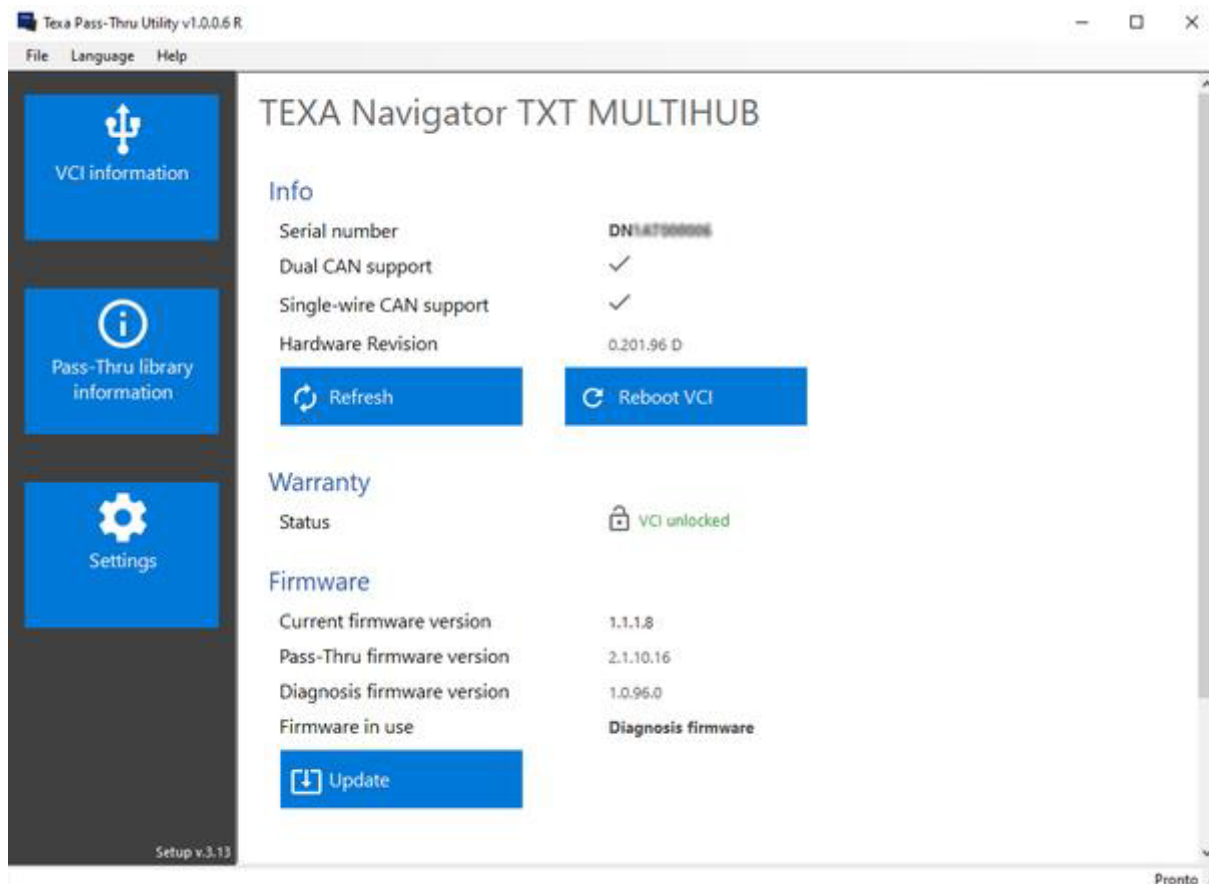
Evaluation with wiring diagram.

RP1210 AND PASS-THRU FUNCTIONS.

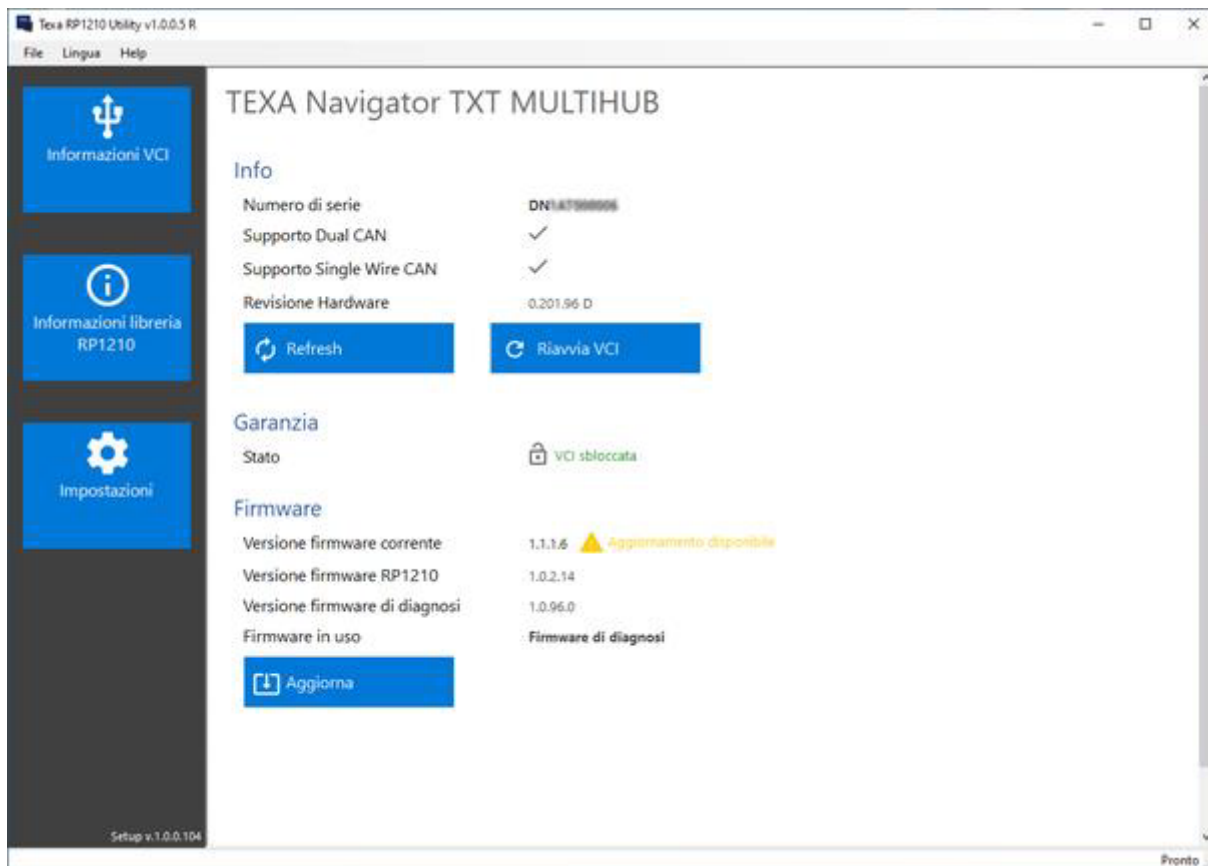
Starting from the IDC5 TRUCK 53.0.0 version, the new PASS-THRU functions have been implemented. For the Truck environment, using the PASSTHRU Cortex Utility application, the J2534 protocol is now available for TEXA Navigator TXT (CORTEX) and TEXA Navigator TXT MULTIHUB. Using the TEXA RP1210 application, the RP1210 protocol has been implemented, which can only be used with the TEXA Navigator TXT MULTIHUB VCI.



PASS-THRU Cortex and RP1210 application



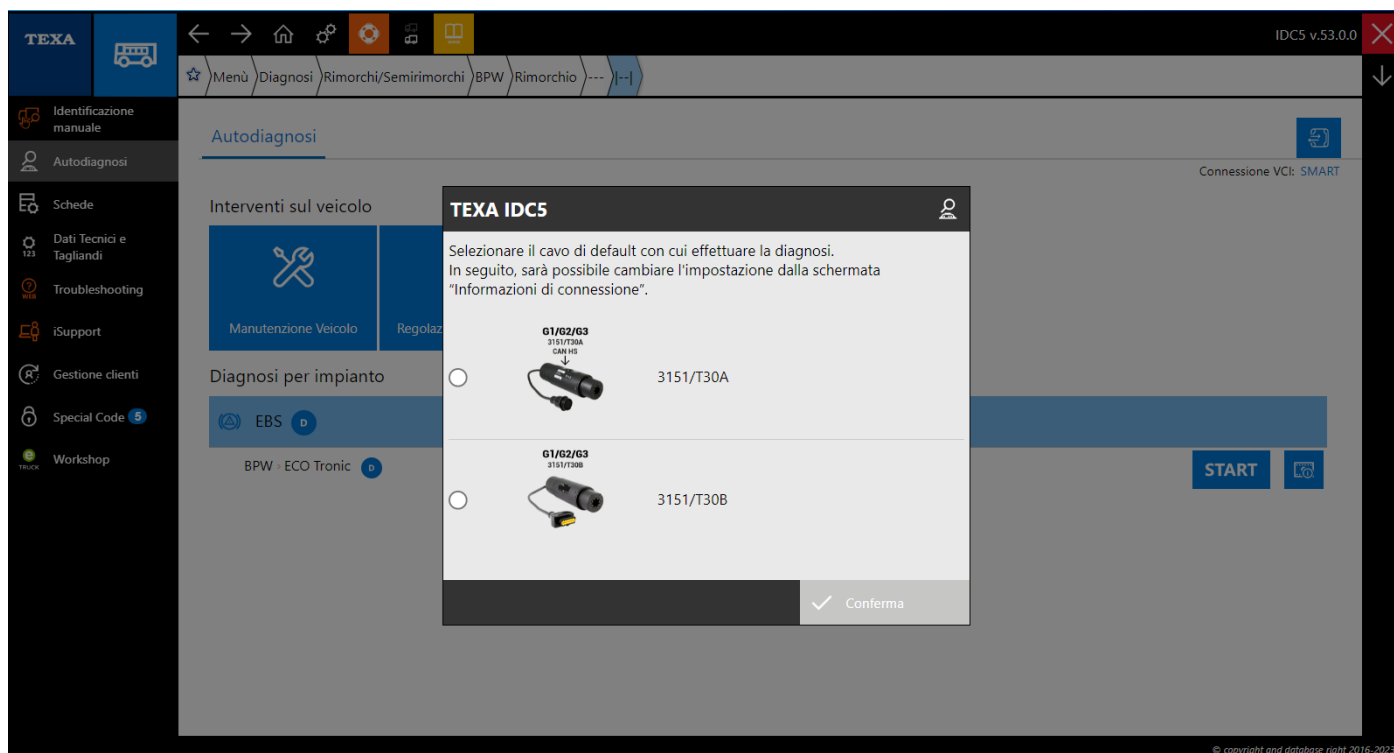
PASS-THRU Cortex utility menu



TEXA RP1210 menu

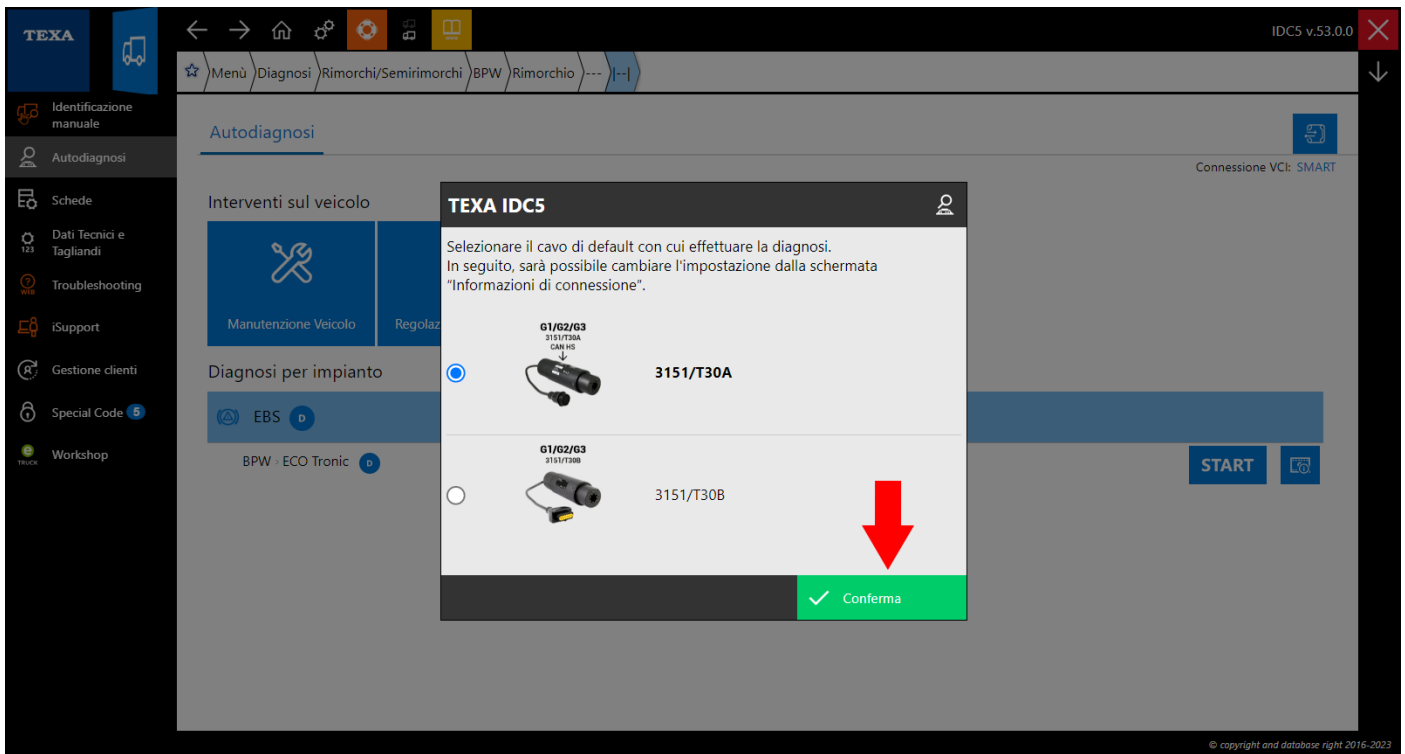
MANAGEMENT OF FAVOURITE CABLE FOR TRAILER CATEGORY.

Starting from the IDC5 TRUCK 53.0.0 version, the selection of the favourite diagnostic cable for the Trailer category has been implemented. It can be selected between 3151/T30A and 3151/T30B when accessing diagnosis through the START button, if a diagnosis is launched for the first time, the cable selection will be shown.



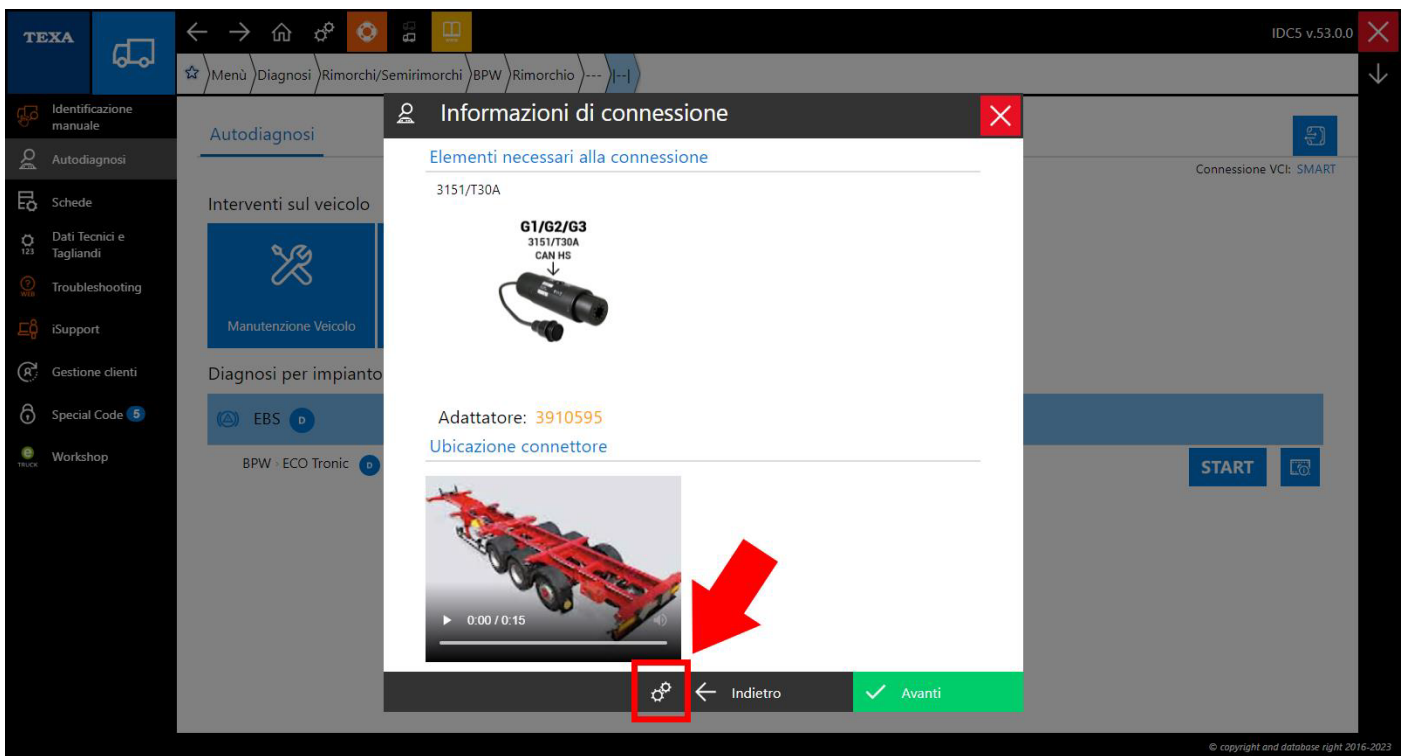
Cable selection.

The customer selects the cable to use, which will be stored as favourite.

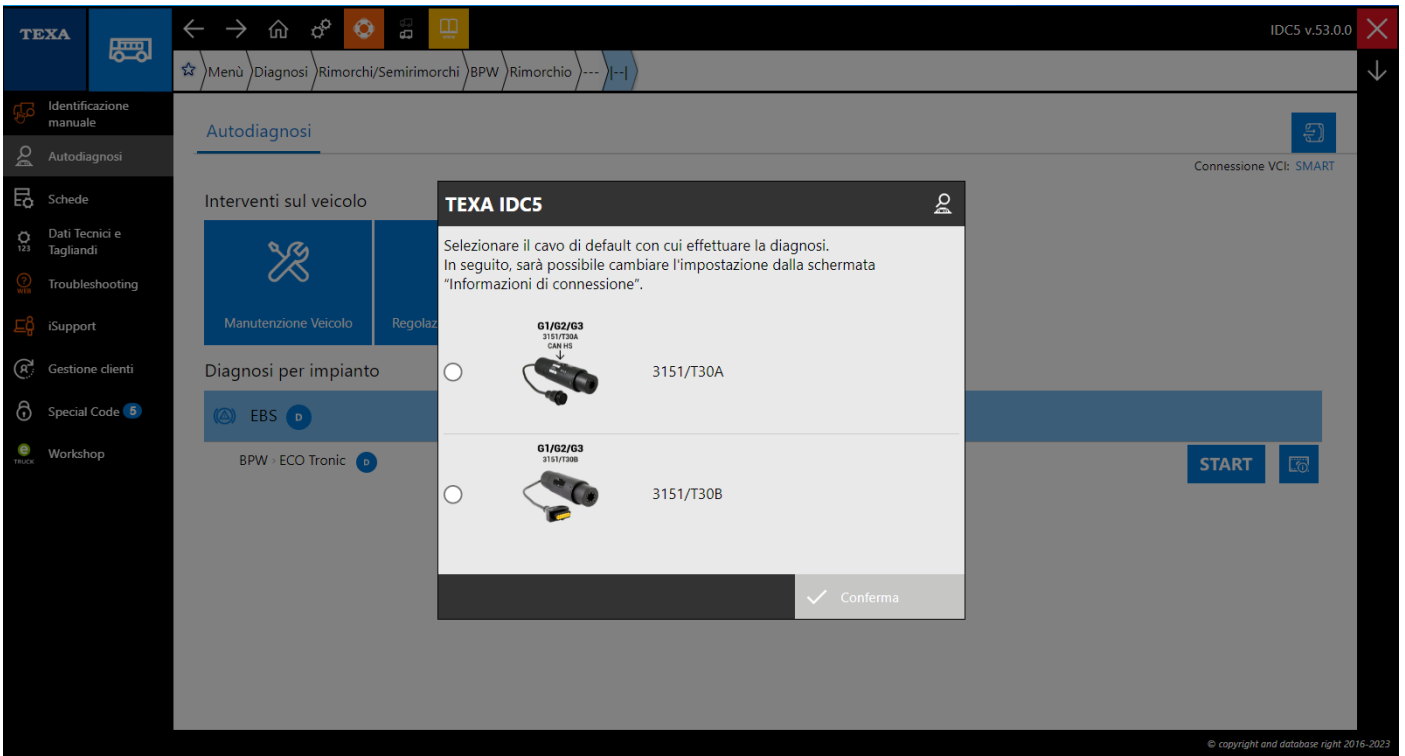


Selected cable.

To change the favourite cable selection, you will have to press the connection info button: in this case, both cables will appear.

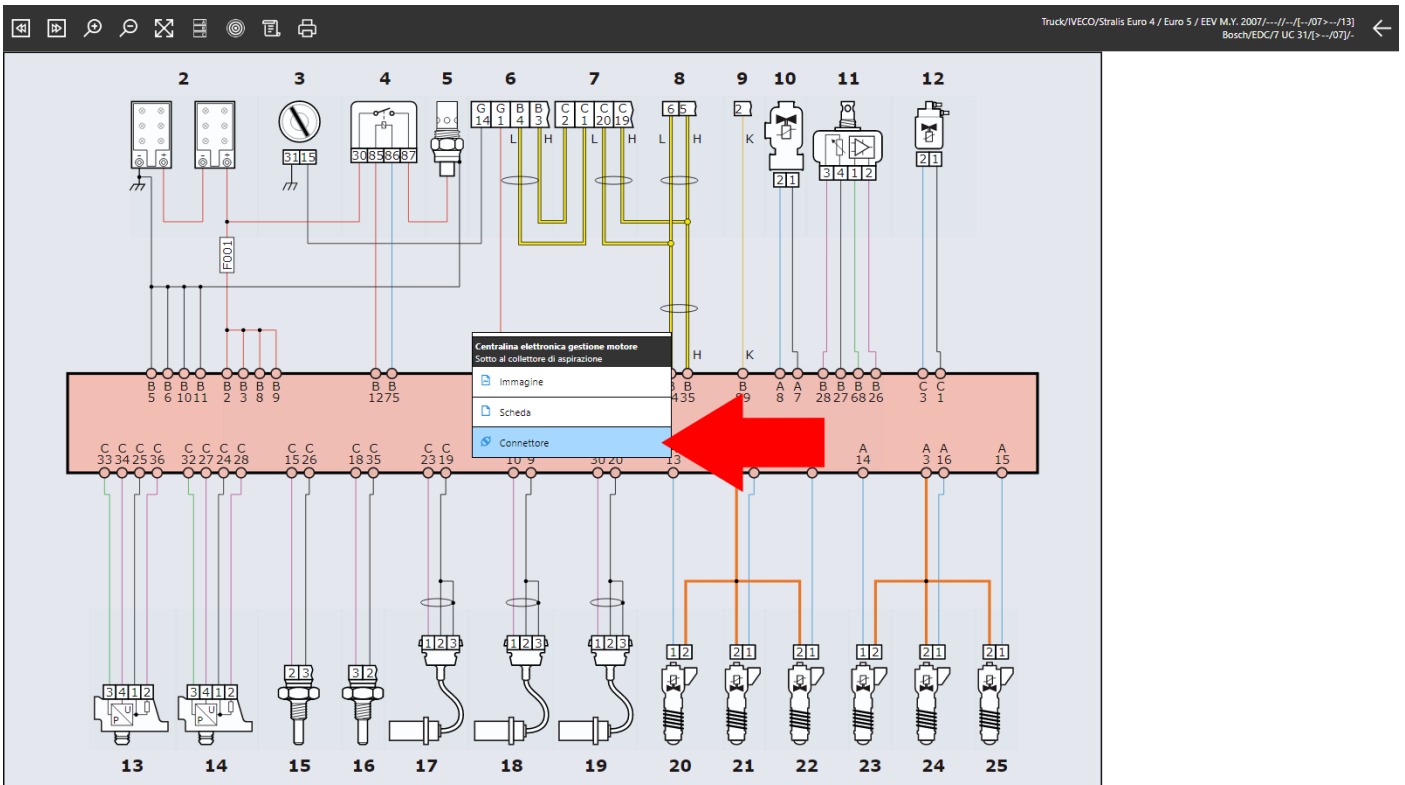


Connection info button.



Cable selection.

Zoomed image of connector in wiring diagram. Starting from the **IDC5 TRUCK 53.0.0** version, the new image zoom function has been implemented for connectors in the wiring diagram.



Wiring diagram connector image

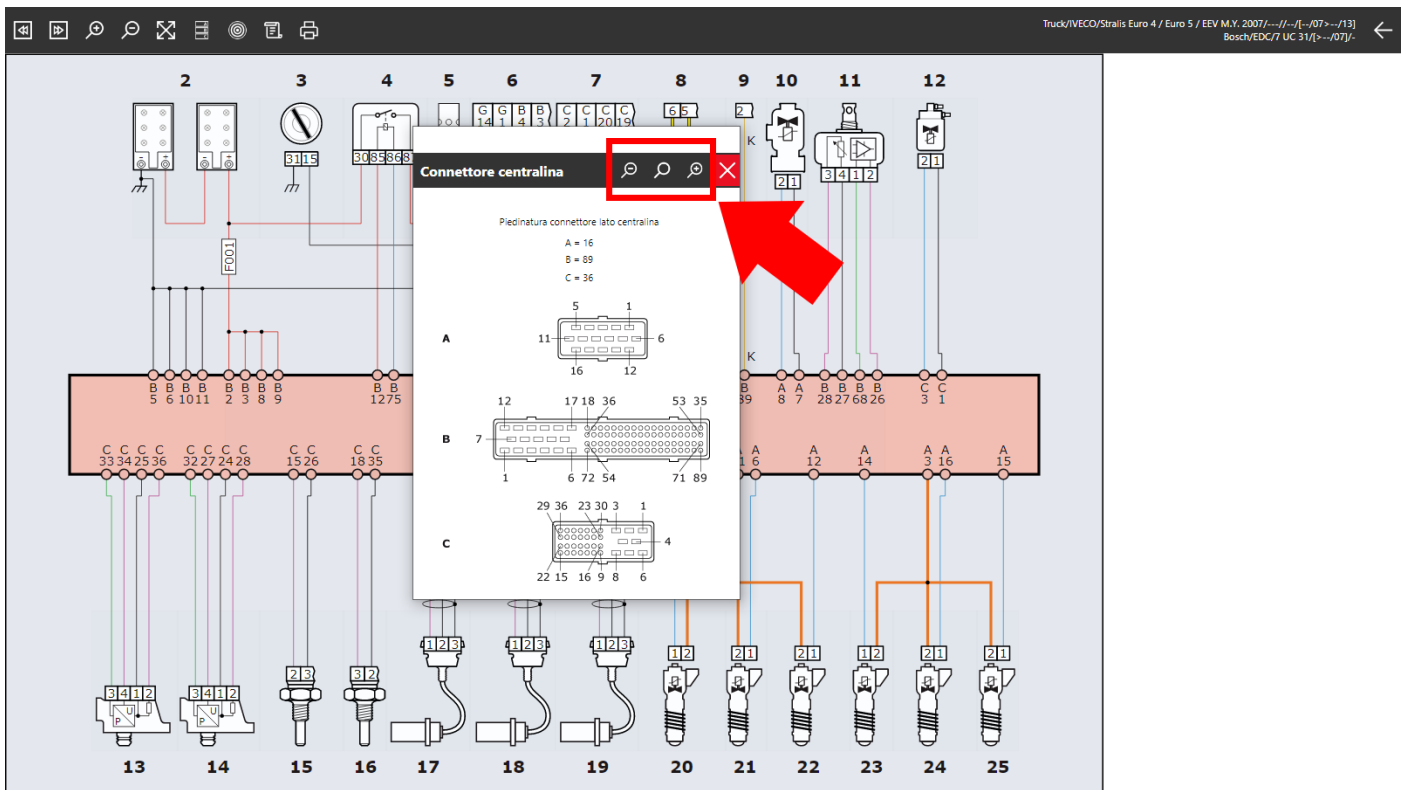


Image zoom.

Dashboard button flashing in the parameter page. Starting from the **IDC5 TRUCK 53.0.0** version, a new visual function has been implemented for the Dashboard button in the Parameter page.

TEXA

VOLVO TRUCKS/FE (M.Y. 2013) [---/---/---/---/13] Iniezione diesel
Volvo/EMS Sistema di gestione motore [---/---/---/---/13] Diagnosi

DIAGNOSI MULTIMARCA

PARAMETRI 1/133	ERRORI	INFO ECU	ATTIVAZIONI	REGOLAZIONI
Pressione dell'olio motore				448.0 kPa 448.0 ▲▼ 448.0
Livello olio motore				N.A. % 32 ▲▼ 32
Tempo totale motore acceso				4682.3 h 4682.3 ▲▼ 4682.3
Modalità veicolo				Motore spento
Tensione batteria				25.6 V 25.6 ▲▼ 25.6
Percorrenza totale				5242.9 km 5242.9 ▲▼ 5242.9
Distanza percorsa totale				891289.6 km 891289.6 ▲▼ 891289.6
Totale carburante utilizzato durante la guida				167772.2 l 167772.2 ▲▼ 167772.2
Ore di guida totali				27984.4 h 27984.4 ▲▼ 27984.4
Totale carburante utilizzato				167772.16 l 167772.16 ▲▼ 167772.16
Temperatura olio motore				25.0 °C

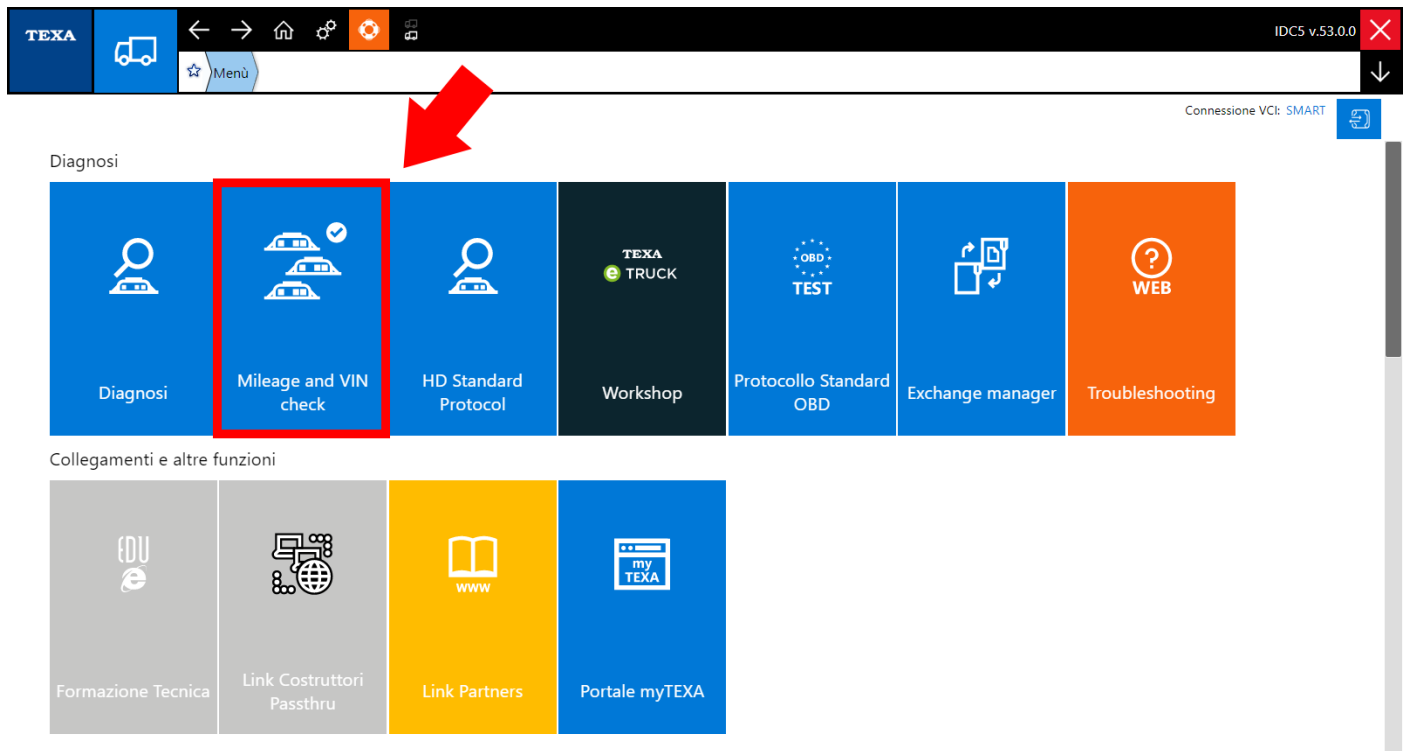
UNLOCK OF PROTECTED CONTROL UNITS ON VOLKSWAGEN GROUP VEHICLES

Today an increasing number of vehicles is equipped with one or more protected control units that manufacturers have introduced for cyber security reasons. Among these there are also the most recent vehicles by the Volkswagen group. Thanks to TEXA, starting from the **IDC5 TRUCK 53.0.0** update, it will be possible to complete diagnostic operations on protected control units. To activate the software function you must have an active TEXPACK TRUCK service subscription and create a personal account through the my TEXA portal. It is a simple and intuitive guided procedure that requires registering and validating your identity through ID Proofing and MFA (Multi-Factor Authentication). The latter is a multi-factor authentication that requires entering at least two verification factors in order to access the protected functions.

NOTE: For further details on the registration procedure, contact your TEXA distributor who will provide all the supporting information material.

MILEAGE AND VIN CHECK

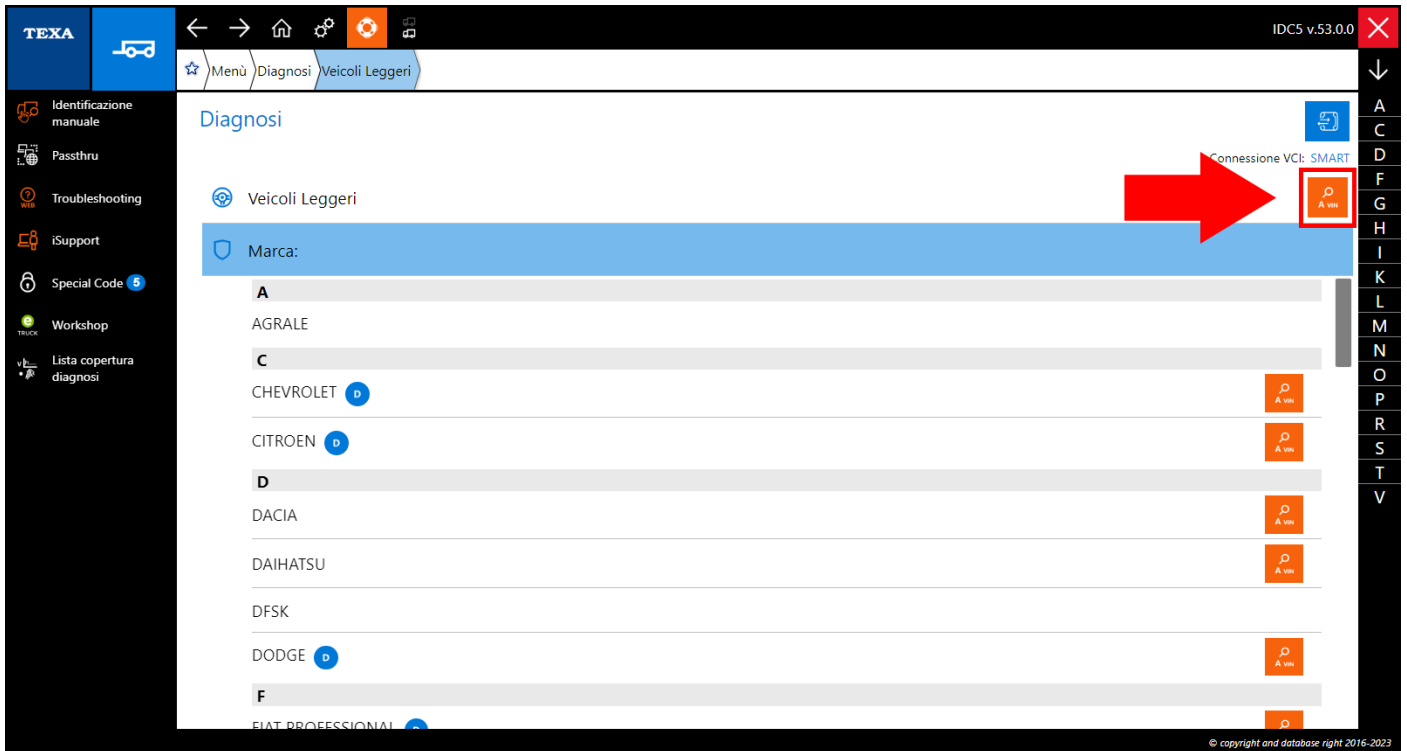
The IDC5 TRUCK 53.0.0 software update includes the "Mileage and VIN check" function in the diagnosis menu. This function allows users to launch the reading of the mileage and/or VIN (Vehicle Identification Number) values stored in the single vehicle control units.



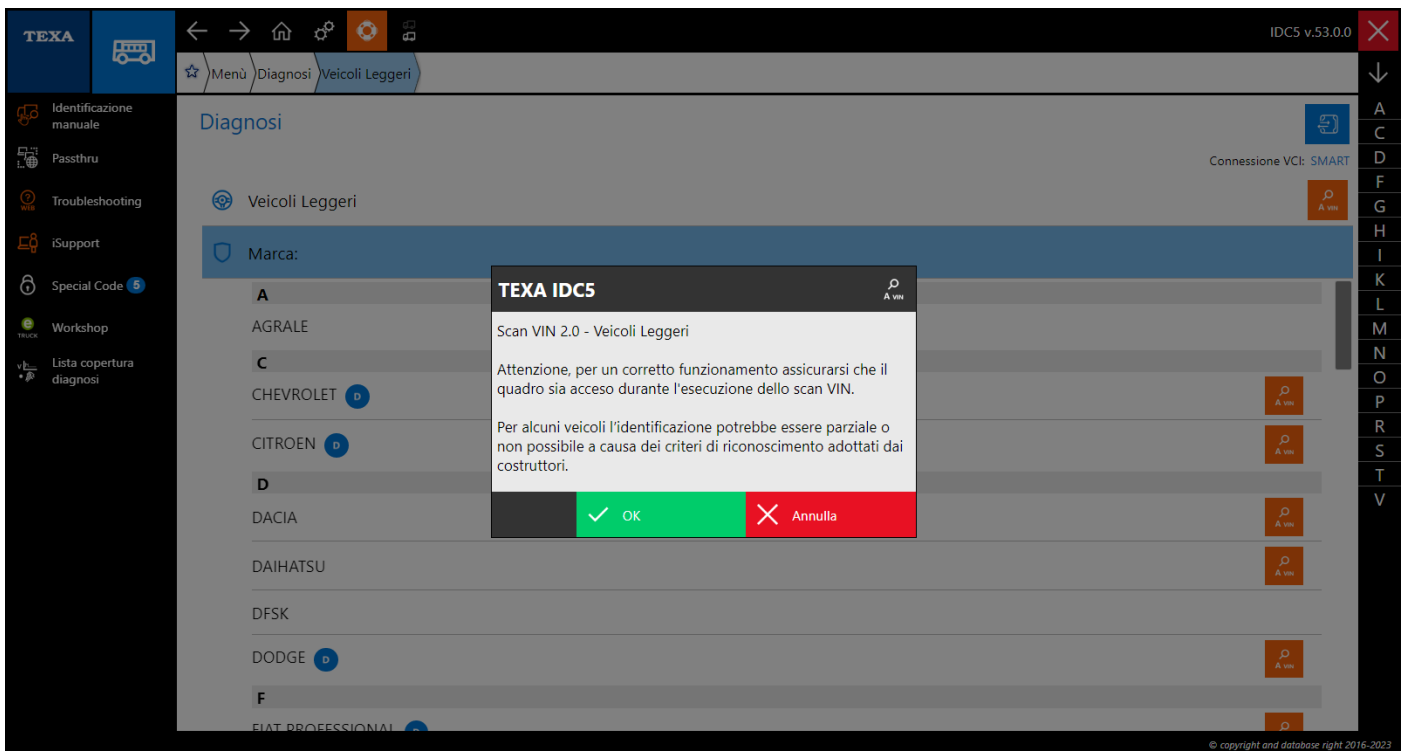
Mileage and VIN check button

Scan VIN 2.0

The **IDC5 TRUCK 53.0.0** software update includes the function for scanning the VIN (Vehicle Identification Number) without having to select the specific make.



VIN Scan 2.0 button.



VIN Scan 2.0 start-up.

DIAGNOSIS

WORLDWIDE MARKET

TRUCK

28 brands updated.

(ALLISON Transmission, BENDIX-KNORR, CATERPILLAR Motor, CUMMINS Motor, EATON Transmission, FORD, HINO, ISUZU, ISUZU Mot IVECO, MAN, MERCEDES-BENZ, MITSUBISHI FUSO, WABCO).

BUS & COACH

20 brands updated.

(ALLISON Transmission, BENDIX-KNORR, CUMMINS Motor, ISUZU, IVECO BUS, MAN, MERCEDES-BENZ (EVOBUS), MITSUBISHI FUSO, VAN HOOB, VOLVO BUS, WABCO, ZF Transmission).

LIGHT COMMERCIAL VEHICLES

20 brands updated.

(ALLISON Transmission, CHEVROLET, CUMMINS Motor, FIAT PROFESSIONAL, FORD, ISUZU, IVECO, MAN, MERCEDES-BENZ, MITSUBISHI, NISSAN).

TRAILERS/SEMI-TRAILERS

2 brands updated.

WABCO

NORTH AMERICAN MARKET

TRUCK

21 brands updated.

(ALLISON Transmission, BENDIX-KNORR, CATERPILLAR Motor, CUMMINS Motor, DETROIT Motor, EATON Transmission, FREIGHTLINER, HINO, INTERNATIONAL Motor, ISUZU (North America), KENWORTH, MACK, MITSUBISHI FUSO, PETERBILT, TEREX, VOLVO TRUCKS, WABCO, WESTERN STAR, ZF Transmission).

BUS & COACH

7 brands updated.

(ALLISON Transmission, BENDIX-KNORR, CATERPILLAR Motor, CUMMINS Motor, DETROIT Motor, EATON Transmission, ZF Transmission).

LIGHT COMMERCIAL VEHICLES

4 brands updated.

(DODGE, FORD, FREIGHTLINER, INTERNATIONAL).

WIRING DIAGRAMS

563 New wiring diagrams.

DASHBOARD

1884 New Dashboards (live data, adjustment and setting). 50 new TGS3 dashboards.

TECHNICAL SHEETS

156 New technical sheets.

TECRMI

TECRMI TECHNICAL DATA

New TecRMI technical data has been added for the following models:

19 Brands updated.

FORD, ISUZU, IVECO, IVECO BUS, MAN, MERCEDES-BENZ, NEOPLAN, NISSAN, VOLKSWAGEN, VOLVO TRUCKS.

WARNINGS

DIAGNOSTIC LIMITATIONS WARNING

Although TEXA strives to keep its diagnostic tools up to date, it ever more often finds itself having to deal with very complex vehicle electronics that requires tools with advanced technological features. For this reason, we inform you that as of 1 March 2023, the software linked to the TEXA NAVIGATOR TXT tools with S/Ns that start with "DNTxxxxxxx" can no longer be updated. For further information contact your TEXA retailer.

Good luck with your work!