



CAR solutions

www.texa.com

TEXA

GLOBAL SPECIALISTS IN DIAGNOSTICS

TEXA has always been a reference point in the world of automotive equipment, and this leading position has been consolidated through the design and manufacture of innovative tools for electronic autodiagnosis, electrical diagnosis, exhaust gas analysis and air conditioning system service stations, for use on cars, trucks, motorcycles, agricultural vehicles and marine applications. Over the years, TEXA has built up an extensive global network of over 700 distributors in over 100 countries.

A complete and modular offer

TEXA offers the technician total assistance during all phases of a repair, from the analysis of fault symptoms to the identification of the right spare part. TEXA boasts an unrivalled offering of tools and services designed to satisfy all possible needs. From dedicated workshop tools to operating software, specialist training and customer services.



WARNING

The trademarks and logos of vehicle manufacturers in this document have been used exclusively for information purposes and are used to clarify the compatibility of TEXA products with the models of vehicles identified by the trademarks and logos. Because TEXA products and software are subject to continuous developments and updates, upon reading this document they may not be able to carry out the DIAGNOSTICS of all the models and electronic systems of each vehicle manufacturer mentioned within this document. References to the makes, models and electronic systems within this document must therefore be considered purely indicative and TEXA recommends to always check the list of the "Systems that can be diagnosed" of the product and/or software at TEXA authorised retailers before any purchase. **The images and the vehicle outlines within this document have been included for the sole purpose of making it easier to identify the vehicle category (car, truck, motorbike, etc.) for which the TEXA product and/or software is intended.** The data, descriptions and illustrations may change compared to those described in this document. TEXA S.p.A. reserves the right to make changes to its products without prior notice.

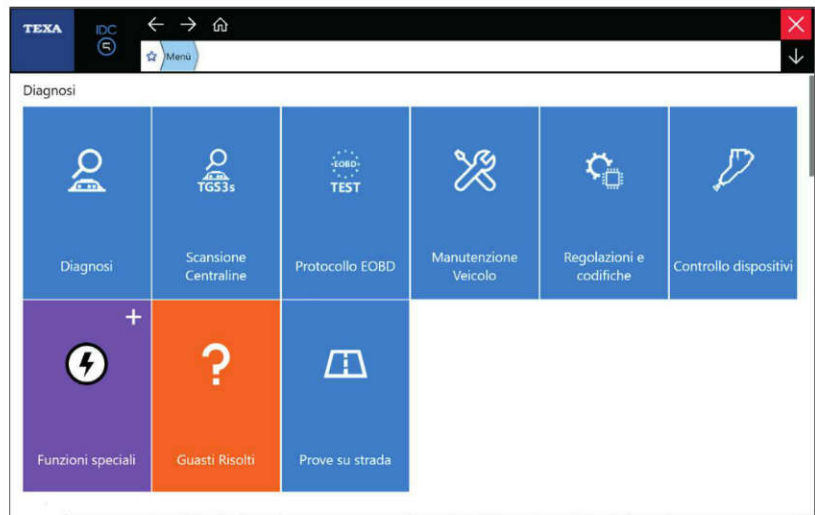


IDC5: Diagnosis without frontiers

IDC5 is the latest generation of TEXA's renowned operating system and another step forward to assist technicians. Thanks to major improvements in code the new system is faster than ever and guarantees virtually instant communication with a vehicle's control units.



An even more intuitive software interface



The graphic interface of IDC5 is designed to resemble the latest consumer applications, simplifying and making the various steps in maintenance and repair procedures more intuitive. On top of this, all diagnostic pages have been redesigned to give a fuller view of the most relevant information and the menu has been revised and is now arranged vertically. This new solution lets you scroll rapidly through all available options without ever having to change pages. A simple touch is all that is needed to zoom in on the functions you want.

Another new function allows you view and manage vehicle parameters. These can be displayed in graphic form and can be filtered using text searches or by selecting those specifically required.

Even the downloading of updates is faster in the new software. IDC5 is designed to guarantee compatibility with the new ISO 13400 standard, also known as the Ethernet/DoIP communication protocol, using AXONE Nemo or a Windows PC.

Exclusive IDC5 functionalities

IDC5 is the software to beat when it comes to multi-brand diagnostics. IDC5 provides an extensive series of exclusive functionalities developed and optimised by TEXA's own R&D department.



Automatic Vehicle Search

The Vehicle Search function identifies the model you are working on precisely and rapidly. Quick and intuitive, the Vehicle Search function can be used in the following ways:

VIN code search: with the diagnostic tool connected to the vehicle's OBD socket, this function automatically retrieves the VIN and then selects the model of vehicle from the IDC5 software database.

Engine number search: in this case the vehicle is identified simply by entering the engine number.

Registration number search: this function lets you find and load data for any vehicle saved in IDC5's Customer Management database, simply by entering the complete or partial registration number.



"SOLVED PROBLEMS"

powered by Google® (by subscription)

Using this function, technicians can carry out repairs rapidly and applying the correct procedure, exploiting Google search technology to access the TEXA troubleshooting database. This contains solutions found by technicians all over the world and collected by TEXA's international call centres.



TEXA

PARAMETERS

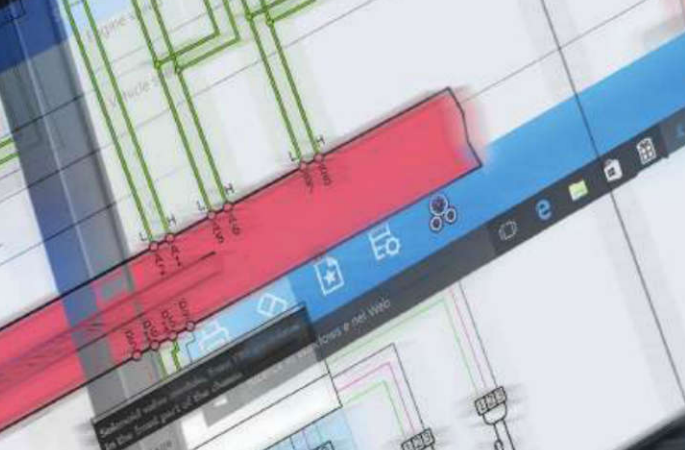
- 3238037288
- 3513141544
- 3513207080
- 3758581800
- 3758589992

output valve 1 PWM duty cycle request

in Windows e nel Web

TEXA

FAULTS




ECU THRO



TGS3s global system scan


The amazing TGS3s automatically scans all the accessible* control units on the vehicle. The system is impressively fast in the way it recognises the ECUs and accesses the relevant diagnostics. On completion of the scan, TGS3s immediately displays any errors detected on the vehicle along with the relevant error codes and descriptions. It also lets you read and reset errors with a single click. You can even run autodiagnosics on selected systems directly from the error detection screen.

*TGS3s scanning may not function with older models of vehicle since previous generation control units may not support the latest scanning functionalities.



Freeze Frame

Freeze Frame lets you view the display of parameters and data detected and recorded at the moment a fault occurs. The actual information displayed by Freeze Frame may vary from one vehicle manufacturer to another and from one type of system to another.



Error Help

"Error Help" is the easiest and most accessible way to obtain information on errors. The help content provides useful information on the meaning of error messages and if necessary, on what checks to perform first.




Wiring Diagram Detail

This function makes an instant link between the error read from the control unit and the corresponding component on the wiring diagram. From the wiring diagram you can access the test functions and device descriptions typical of the IDC5 operating environment.



Support for Autodiagnosics

Technical Specifications, Data sheets and Wiring Diagrams provide detailed information on the functionalities of individual systems to support autodiagnostic tests. In addition, users can also lookup the specific mechanical data for each vehicle.



Technical Specifications

An extraordinary database containing details of all vehicles. Users can find detailed and comprehensive information on Mechanical Specifications, Wheel Alignment, Tyre Pressures, Timing Belt, Routine Maintenance, Component Locations, Component Testing and much more.



Data sheets

TEXA's technical bulletins provide superbly accurate information on the selected vehicle, including instructions for performing a manual reset after servicing, overviews of specific mechatronic systems and much more.



System wiring diagrams

Wiring diagrams are prepared by TEXA's own engineers. Because they follow the same standard for all vehicle manufacturers, they are a great help in troubleshooting. While you are consulting a wiring diagram, you can also access related datasheets by selecting a specific component or use the SIV function to perform oscilloscope tests using automatically selected settings.



TEXA APP*

TEXA APP is a totally new addition to the world of multi-brand diagnostic tools. The TEXA APP virtual store lets you request activation of a large number of applications for the vehicle repair with one simple click.

TEXA APP provides diagnostic software and innovative applications developed by TEXA. It allows you to customise your tools directly from IDC5 software, adding the most suitable functionalities for your own purposes. Your diagnostic tool therefore becomes more modular and flexible than ever in the way it matches your professional requirements.

The TEXA APP store is divided into two different sections:

- TEXA APP: this section lists all available software and applications developed by TEXA; it can be used to extend coverage or software functions by upgrading to a new version, or to activate new APPs as they are released.
- PARTNER APP: this section lists apps developed as the result of TEXA's partnership with providers of goods and services for automotive technicians, including manufacturers and distributors of spare parts, specialist magazines, technical information services and so on.



Databases: all for one, one for all

By accessing the PARTNER APP section of the TEXA APP virtual store, you can extend your diagnostic capacities even further by obtaining direct access to leading databases of repair manuals, technical information and maintenance and repair data for all cars, light commercials and heavy trucks on the road today. IDC5 makes diagnosis genuinely interactive, as it notifies you when new content becomes available for diagnostic procedures, for example when you select a determined vehicle. Thanks to the various databases that support diagnosis, TEXA tools are setting ever higher standards in the world of automotive repairs. You can even customise your TEXA tool by adding important information for your own workshop activities to the vast amount of content already in existence.



*Check the availability of TEXA Apps for your tool.

Unrivalled coverage

Vehicle diagnostics is TEXA's core business. To keep ahead of the competition, TEXA is committed to offering its customers the best possible coverage of vehicles in circulation. The various teams operating in TEXA's European subsidiaries have recently been complemented by new teams working directly in Asia to ensure prompt and accurate coverage for Japanese, Korean, Chinese and Indian vehicles. This network guarantees customers all over the world a coverage that is simply without rivals in terms of the number of vehicles covered and the quality of the coverage provided. Regular software updates are guaranteed by subscription to a TEXPACK.

Over 600.000
diagnostic options



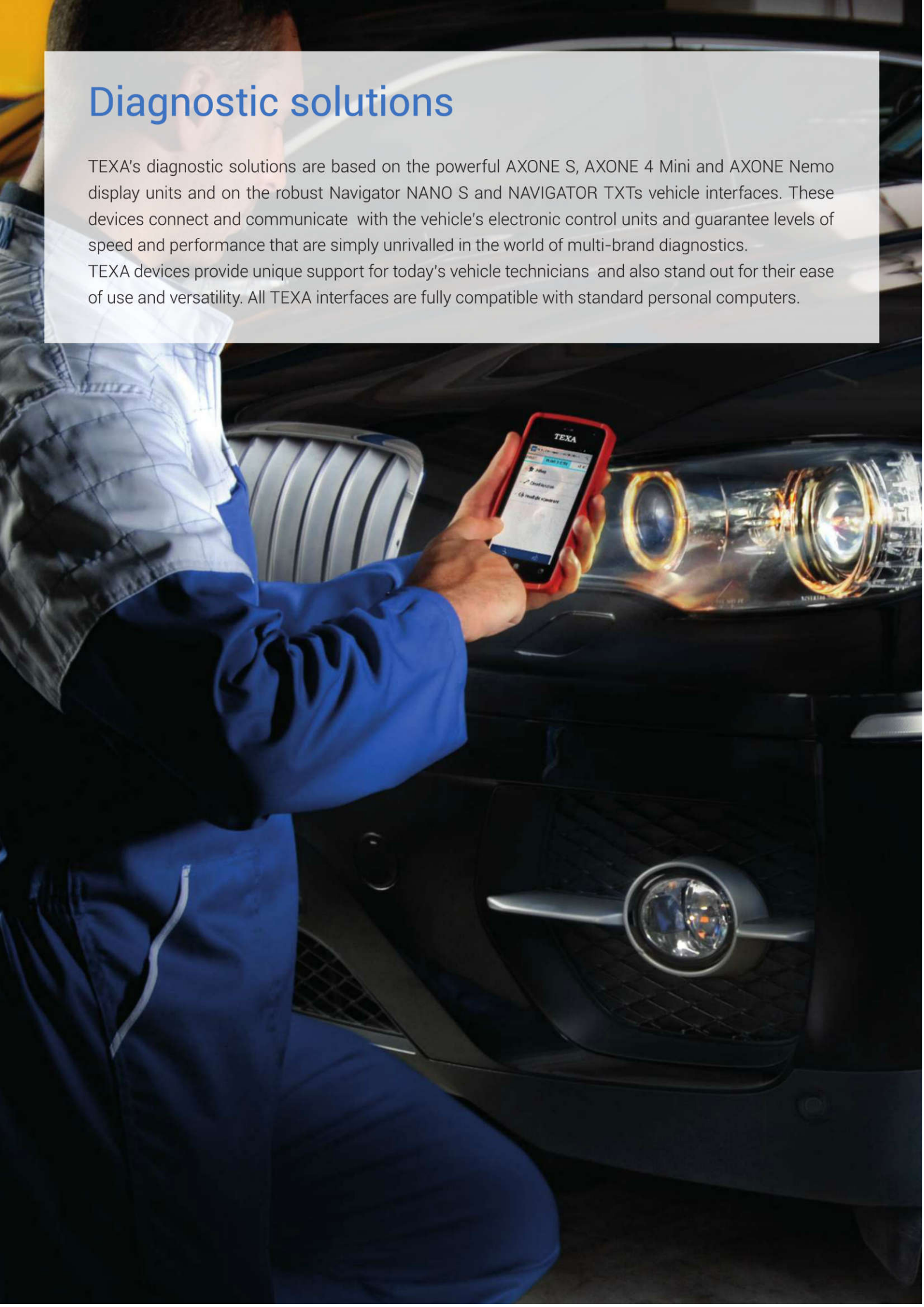
To check the extensive coverage of TEXA products, go to
www.texa.com/coverage



Diagnostic solutions

TEXA's diagnostic solutions are based on the powerful AXONE S, AXONE 4 Mini and AXONE Nemo display units and on the robust Navigator NANO S and NAVIGATOR TXTs vehicle interfaces. These devices connect and communicate with the vehicle's electronic control units and guarantee levels of speed and performance that are simply unrivalled in the world of multi-brand diagnostics.

TEXA devices provide unique support for today's vehicle technicians and also stand out for their ease of use and versatility. All TEXA interfaces are fully compatible with standard personal computers.




AXONE S

The AXONE S is the first ever Multi Utility diagnostic tool. It is designed to satisfy the latest maintenance needs that have emerged as a result of constant technical evolution and the spread of electronics to all vehicle components. Today, not just technicians but tyre fitters, suspension tuners, fast-fit centres and even service station operators have to be able to connect with and diagnose electronic systems. Though it does not have all the same features as our top of the range tools, the AXONE S nevertheless shares the same extensive diagnostic coverage, and provides all the most important functions. The AXONE S uses the Android™ operating system and is currently available in DIAGNOSIS, TPS/FAST-FIT configurations. Other configurations will be added in future.

The DIAGNOSIS utility: this simple diagnostic solution is perfect for workshops who want a second diagnostic tool to back up their main tool, or who want to equip all mechanics with a tool of their own.

The TPS/FAST-FIT utility: permits users to perform also essential repair and maintenance tasks on the braking, air conditioning, starting, steering, instrumentation and lighting systems and even adjust certain engine parameters. This configuration also performs extremely useful service resets.



AXONE S comes complete with a Navigator NANO S vehicle interface.





AXONE 4 Mini

The refined styling of this innovative tool is centred around a generous 7 inch resistive touch screen offering a record resolution of 800x1280. Its Cortex A8 processor is amazingly fast and completes tasks in only half the time taken by the previous generation of tools. The hardware provided will allow you to work efficiently for many years to come and keep up with the latest development in vehicle electronics. The dedicated IDC5 PM software is easy to use and runs diagnostics in record time. A practical and extremely robust solution (IP 42 Standard), the AXONE 4 Mini is ideal for tough workshop environments.



AXONE Nemo

The AXONE Nemo is the most technologically complete and powerful display unit on the market today, with characteristics easily comparable to those of leading commercial tablets. Unlike a tablet the AXONE Nemo is incredibly tough and able to withstand severe shocks, including falls into water: thanks to a special TEXA patent, the Nemo is the world's only PC-type device that floats. The casing of the Nemo is made entirely from magnesium, a noble metal that stands out for its light weight and efficient heat dispersal. This high level of functionality is equalled by TEXA's traditional attention to style: the Nemo is not just practical but attractive too. It is also packed with advanced technology, starting from an ultra-wide 12 inch capacitive touch-screen with the impressive resolution of 2160x1440, with tough Gorilla Glass protection. The heart of the Nemo is an Intel® Quad Core N3160 processor with 8 GB of RAM and 250 GB of storage. Connectivity is guaranteed by an advanced, double channel Wi-Fi system and a Bluetooth® 4.0 Low Energy module. The AXONE Nemo incorporates a full set of sensors, including a barometer, an accelerometer, a gyroscope, a compass, a light sensor and a GPS module. Another distinctive feature is the presence of two 5 megapixel cameras, one forward facing and one rear facing complete with flash/torch and autofocus.



Navigator NANO S

The Navigator NANO S is the simplest of TEXA's vehicle interfaces. This latest-generation vehicle interface from TEXA lets you run various diagnostics on cars, light commercials, motorcycles, scooters, quads and jetskis. Every aspect of the Navigator NANO S has been carefully designed and developed to fully satisfy the needs of the modern workshop and to allow technicians to complete all diagnostic tests quickly and easily.





NAVIGATOR TXTs

The NAVIGATOR TXTs is the most powerful, highest performer of TEXA's vehicle interfaces and lets you work in the CAR, TRUCK, BIKE, OFF-HIGHWAY and MARINE environments. You can use it to run autodiagnostic tests, view parameters, status, activate devices, perform adjustments and configurations, reset warning lights, maintenance, service and airbag indicators, configure ECUs, program keys and remotes and much more.

The NAVIGATOR TXTs is compatible with PASS-THRU protocol*, which allows workshops to connect to manufacturers' central servers and download software packages or official technical information.



* Go to www.texa.com/passthru to verify compatibility and the functions made available by individual vehicle makers.

TPMS solutions

European legislation requires that all vehicles destined for the transport of passengers must be equipped as standard with TPMS (Tyre Pressure Monitoring System). TEXA offers four different solutions for repairing tyre pressure monitoring system malfunctions, resetting dashboard warning lights and performing other tyre-related tasks in modern tyre fitting centres.



TPS

The TPS is TEXA's basic tool for tyre-related operations. It boasts an exceptional coverage of makes and models as well as TEXA's traditionally robust design and build quality. The TPS communicates with the valve sensors on each wheel, activates them if they are in standby and verifies their efficiency. The tool's own display reads out pressure, temperature and battery charge level (where available), as well as the identification codes and other diagnostic information provided by the vehicle manufacturer. TPS lets you check the efficiency of tyre pressure sensors so that you can change them if necessary.



TPS 2

The TPS 2 is specially designed and made for complete, professional use with vehicle TPMS systems. Its most obvious characteristics include robustness, speed and user-friendliness. To obtain an immediate reading of a tyre pressure sensor, all you need to do is place the tool near the tyre. The TPS 2 boasts a generous, high resolution colour display that makes reading data and using the tool easy even in bright sunlight. A built-in Wi-Fi module also allows users to configure and connect to a network for downloading software updates and managing additional functionalities. The TPS 2 comes with Dual Mode Bluetooth for rapid communication with the TEXA interface connected to the vehicle and with a printer. This advanced connectivity also allows the TPS 2 to communicate with the latest low energy TPMS sensors. A powerful, 5 megapixel camera at the rear allows saving images to attach to customer reports.





AXONE S TPS/FAST-FIT TPS KEY

The AXONE S TPS/FAST-FIT is the best solution available on the market today. This advanced tool can perform any task on tyre pressure monitoring systems, irrespective of the system type and configuration chosen by the vehicle constructor. Functions include the reprogramming of tyre management control units after one or more sensors have been replaced. Among the many advantages of this great tool are its robust design, solid build and a superb 5 inch capacitive colour touch screen that clearly displays all available functions and data. The potential of AXONE S TPS/FAST-FIT can be increased at any time by adding the DIAGNOSIS utility.


This is the ideal solution for workshops that already own an AXONE Nemo or AXONE 4 Mini and who want to expand their tool's diagnostic capacity by adding tyre related functions.

The TPS KEY transforms the above mentioned tools into complete, high performance solutions for working with TPMS systems. Just plug the TPS KEY into your tool's USB port and the TPMS Repair app will guide you step by step through all the phases of the procedure you need to complete.



APP TPMS Repair

The TPS integrates perfectly with all the other TEXA diagnostic products in your workshop. The free "TPMS Repair" app can connect with any PC running TEXA IDC5 software or with AXONE Nemo and AXONE 4 Mini.



Solutions for the calibration of video cameras (ADAS)

Amongst the many electronic systems vehicles are equipped with, increasing importance is given to the Advanced Driver Assistance Systems (ADAS) such as park assist, lane guidance and emergency braking assist.

With this in mind TEXA have developed the "Video Camera Calibration Kit" made up of several panels divided by make which, in combination with the diagnostic tool, allow a correct calibration of the sensors that are part of these systems.



Thanks to its “modular” architecture, TEXA’s solution allows you to create the best combination of calibration panels based on your professional needs. The software supplies instructions through embedded help files to ensure correct positioning of the panel and guides the technician step by step through all stages of the calibration process. The help sheets are specific for each make/model and are used for the setup of the panels (including the height of the panel, the distance from the vehicle, the alignment etc.). In order to provide the technician with the best support possible during the calibration, TEXA has also developed ADAS, a specific app that simplifies the selection of the correct vehicle and of the specific electronic system that must be calibrated, offering direct access to the functions:

 AUTOMATIC RADAR CALIBRATIONS*

 VIDEO CAMERA/PARK ASSIST

You may activate these applications by simply accessing the TEXA APP virtual store.



* The radar calibration functions currently available are automatic procedures and do not require the use of the panels.

NOTE: not all makes and/or models need an external device in order to complete the calibration procedure.

Electrical diagnostics

In many cases, autodiagnosics cannot provide the answer. If a vehicle's ECUs have no errors logged, the problem may well lie in an electrical or mechanical failure. Conventional diagnostics are needed in these circumstances and analog and digital measurements are taken to determine the efficiency of components like the battery, sensors, actuators and CAN network. TEXA's UNIProbe and TwinProbe interfaces let you make all the physical measurements you need to perform a conventional diagnosis and identify potential faults.





The UNIProbe and TwinProbe are two devices for acquiring the analogue and digital measurements needed for conventional diagnostic testing.

UNIProbe

The UNIProbe includes:

- Oscilloscope: four independent analogue channels, complete with SIV function for interpreting measured signals.
- Battery Probe: for testing the battery, analysing and checking the entire starting and charging system.
- TNET: for the measurement and electrical analysis of CAN automotive communication networks.
- Signal Generator: for simulating the pulses generated by sensors and the commands generated by control units and testing solenoid valves and other components.
- Multimeter: for voltage, resistance and current measurements (using a clamp-on ammeter).
- Pressure Tester: for checking fuel supply and turbocharger pressure on all vehicles.



TwinProbe

The TwinProbe includes:

- Oscilloscope: two independent analogue channels with inputs up to $\pm 200V$, complete with SIV function for interpreting measured signals.
- Signal Generator: for simulating the pulses generated by sensors and the commands generated by control units and testing solenoid valves and other components.
- Ammeter: for measuring currents. A BICOR clamp-on ammeter is needed to allow TwinProbe to run these tests.



KONFORT A/C RECHARGE STATIONS for R1234yf, R134a and R744 (CO₂)

The KONFORT 700 range includes 10 models with different specifications and operating modes, for servicing vehicle air conditioning systems containing R1234yf, R134a or CO₂.

The range is produced on an assembly line that is the only one of its kind in the world to ensure the ultimate in quality and lasting reliability. The KONFORT range features a total of 10 registered international patents. The components used all have exceptional characteristics and guarantee refrigerant recovery efficiency in excess of 95%. The neat design combines easy handling, sturdiness and safety to make all maintenance operations simple and easy.



Check with your TEXA Distributor the model and type of refrigerant recommended from each individual car marker listed.

THE KONFORT RANGE IS APPROVED BY:

AUDI
BENTLEY
BMW
BUGATTI
CHEVROLET
HYUNDAI

JAGUAR
KIA
LAMBORGHINI
LAND ROVER
MAZDA
MERCEDES-BENZ

MINI
MITSUBISHI
NISSAN
OPEL
PORSCHE
RENAULT

SEAT
SKODA
SUBARU
SUZUKI
TOYOTA
VOLKSWAGEN





KONFORT

744

CO2

TEXA

KONFORT A/C recharge stations for R744 (CO₂)

744

The KONFORT 744 is designed and made to work with the latest A/C systems containing CO₂. The service station is fully automatic and capable of completing the entire service procedure without input from the operator. It also achieves the highest possible levels of precision. In fact, the quality of its components and the accuracy of its design permit recharging to be completed to a maximum tolerance of only 10 grams (2 grams for oil). Special attention has also been paid to the system for releasing CO₂ into the atmosphere. This takes place in a controlled manner to ensure the safety of the operator and of the system itself. The KONFORT 744 also incorporates an accurate system for measuring the concentration of CO₂ in the surrounding air, and suspends charging if this approaches a dangerous level.

KONFORT A/C recharge stations for R1234yf

707R

This new A/C recharge station works with R1234yf refrigerant. Essential and simple to operate, it nevertheless incorporates all the latest design solutions. It is fully automatic and guarantees excellent efficiency and safety. Compared to the competition, this recharge station stands out for its advanced features: the filter dryer that lets you perform approx 300 system services; scales locking system; alphanumeric keyboard; 4 castors; and a maintenance log with data on all services completed.

770S

TEXA developed the KONFORT 770S to meet the rigorous specifications of German vehicle manufacturers. This model works only with the new R1234yf refrigerant. It has been homologated by TÜV Rheinland, the leading international certification body.

The 770S is equipped as standard with a Refrigerant Identifier Kit, an exceptional device capable of recognising what type of gas is contained in an A/C system.





KONFORT A/C recharge stations for R1234yf and/or R134a

720R

This model can service all car, commercial, truck and off highway A/C systems but comes at a highly competitive price. It features automatic refrigerant recovery and recycling and oil drain functions. Oil and UV tracer volumes are monitored by an automatic system, leaving you to perform only a few simple manual operations. The 720R can be delivered preconfigured for the old R134a or the new R1234yf refrigerant.

760R and 760R BUS

The 760R incorporates TEXA's most advanced technology: it is equipped with hermetically sealed oil/UV bottles, a fully automatic maintenance management system, scale locking device and automatic verification of correct refrigerant weight. The KONFORT 760R can be pre-configured for use with either R134a or R1234yf. One of the most interesting optionals for this model is the Refrigerant Identifier Kit.

The 760R is also available as the 760R BUS, for use with larger vehicle A/C systems.

780R

This amazing recharge station is the top of the KONFORT Series and offers technicians the ultimate in performance and in the number of jobs it can handle. The KONFORT 780R can work with both 134a and 1234yf refrigerants, switching from one type to the other in next to no time thanks to two separate tanks and a sophisticated flushing system that effectively and safely cleans out all the pipes. When equipped with the Refrigerant Identifier Kit, this is the best recharge station on the market today and offers workshops the ultimate in performance.



OFF ROAD
705R
R134a

TEXA

KONFORT A/C recharge stations for R134a

705R and 705R OFF ROAD

The KONFORT 705R is the "entry level" recharge station for air conditioning systems using with R134a refrigerant. Though easy to use and attractively priced, the KONFORT 705R can handle all common refrigerant recovery and recharging operations. It is the ideal solution for workshops that need to offer their customers impeccable service while keeping a close eye on operating costs.

This model is also available in an OFF ROAD version with larger rear wheels and a metal bar for improved stability and easier use on rough surfaces.

710R

Though it is the entry level model, the 710R offers all the key functions of the KONFORT 700 Series, including automatic leak detection, electronic refrigerant weighing, automatic timed oil and UV tracer injection, and high efficiency refrigerant recovery.

Main accessories

Refrigerant Identifier

The innovative Refrigerant Identifier, developed by TEXA, is the only kit of its kind currently made in Europe. It comes as standard equipment on the KONFORT 770S and as is available as an option on all other versions (except the 705R, 705R OFF ROAD, 710R and 720R). Protected by three registered international patents, the kit guarantees the purity of R134a and R1234yf refrigerants, stops technicians performing operations that might prove hazardous and prevents the dangerous mixing of different refrigerant types.



NanoService CLIMA

TEXA's KONFORT recharge stations can also perform a complete autodiagnosis of A/C systems, detecting errors, parameters and settings.

This exceptional result is possible by integrating the practical and advanced NanoService diagnostic tool with the AC service station over a Bluetooth link. This integrated solution uses the KONFORT station's own display as a monitor to switch quickly and easily from conventional servicing to autodiagnosis of the A/C system, letting you offer your customers a more professional service.



Emissions Diagnostics

The TEXA solution for exhaust gas analysis includes a series of tools for performing all the tests and analyses currently required by emission control legislation: GASBOX Autopower, OPABOX Autopower, GAS Mobile, MULTI PEGASO, RC2, RC3, RCM.





Future-proof solutions for PTI center

Exhaust gas analysis is one of the most delicate and important phases in the mandatory testing of old and new motor vehicles. In recent years, advances in technology have led to the development of vehicles that are far more efficient in terms of exhaust gas emissions. Even these vehicles, however, need to be tested and certified to ensure that their emissions remain within the limits established by law. As time passes, emission limits are also becoming stricter, requiring the use of advanced technology to carry out the necessary tests. The demand for exhaust gas analysis tools is therefore constantly growing, not only from authorised vehicle test centres but from conventional garages too. TEXA has the solutions to satisfy that demand. TEXA's innovative exhaust gas analysis products are designed for use by test centers and garages performing pre-test checks. These easy to use tools incorporate TEXA's own, patented measuring technology and ensure accurate and reliable exhaust gas analysis in conformity to the latest emission control standards. Bluetooth communication technology and TEXA's Autopower battery technology mean that these tools can be used without any awkward cables. All TEXA exhaust gas analysis tools come with a practical trolley for easy mobility around the workshop without having to lift and carry them.

*Market specific solutions available



GASBOX AUTOPOWER

Exhaust gas analyser

The GASBOX Autopower is an exhaust gas analyser for the measurement of CO, CO₂, O₂, HC (and optionally NO) in petrol and gas fuelled vehicles. It is homologated by the Italian Ministry of Transport for use in vehicle test centres on light and heavy vehicles.

OPABOX AUTOPOWER

Opacity meter

The OPABOX Autopower verifies the opacity of exhaust emissions from vehicles powered by diesel engines. Its sensors can measure opacity from light and heavy vehicles. OPABOX Autopower is homologated according to the latest standards.



The GASBOX and OPABOX both come with a practical trolley for easy movement around the workshop. Standard Bluetooth connectivity and the optional Power Pack (external battery pack) make it possible to use both units in a totally wireless way.



MULTI PEGASO GAS and GAS MOBILE

The MULTI PEGASO is an exhaust gas analysis and control station for conventional vehicle repair shops. The station comprises a dedicated controller with the latest generation processor, and comes with Bluetooth and Wi-Fi communication modules.

The GAS Mobile is a lightweight and compact portable device featuring a high-visibility graphic LCD display used to test all types of engines, running on petrol, diesel or alternative fuels. It exploits Bluetooth wireless technology to communicate with OPABOX Autopower, GASBOX and the RC2 and RC3 engine speed and temperature gauges.



RC3, RC2 and RCM



The RC3 is a universal rev counter for use with light and heavy vehicles. It incorporates two data acquisition systems: Battery ripple and OBD cable. As an option, it can also be used with an inductive clamp or piezoelectric sensor. RC3 supports EOBD protocols: ISO 9141, KW2000, PWM, VPW, CAN BUS and the recent WWH-OBD.



The RC2 is a rev counter for cars. It comes with a Battery Ripple sensor but can also be used with an inductive clamp or piezoelectric sensor (both available as optionals).



The RCM is an exclusive motor vehicle rev counter from TEXA that uses an innovative directional antenna to measure engine speed with great accuracy. The RCM is ideal for use with fully faired motorcycles on which it is not possible to use an inductive clamp.

Technical Training

TEXA believes customer training to be particularly important, since adequate technical competence and the correct use of diagnostic tools are critical to the success of repair work. The teaching methods used in TEXA courses are based on an ideal mix of theory and practical elements. Practice plays a fundamental part, as it combines testing and simulations with use of the technicians own TEXA diagnostic tools, thus stimulating a more active and dynamic participation and effective learning.





D1.2C

D1.2C

Diagnosis and configuration techniques

Diagnostic and configuration procedures using IDC5 software; vehicle searches using the SCAN VIN function and searches for systems and errors using the TGS3 function; the interpretation of parameter pages, state pages and errors; ISO pages, activations and configurations with the construction of logical groups. Diagnostic procedures with fault finding and problem solving case studies. Resetting warning lights and service intervals; calibrating electric steering systems and angle sensors; calibrating electromechanical parking brakes; replacing brake pads; the diesel particulate filter regeneration process; topping up DPF additive; replacing and encoding BMW batteries.



D3.S1

D3.S1

Supercar maintenance and configuration

This course aims to give participants the skills needed to correctly maintain vehicles in the supercar category using TEXA diagnostic tools.

Following a description of the vehicles covered, the course presents the following topics: dry sump lubrication; supercar braking systems; Marelli F1 gearbox functioning; battery positioning and the management of starting and recharging. The following maintenance procedures are illustrated: replacing carbon ceramic brake pads; changing engine oil; changing gearbox oil; replacing the clutch; replacing the battery; bleeding the brake system; bleeding the clutch system; adjustment and calibration of gearboxes with Marelli control systems.



D9.ADAS

D9.ADAS

Diagnosi e calibrazione dei sistemi di assistenza alla guida: ADAS (advanced driver assistance systems)

Introduction to ADAS systems and the technology behind them; the type and positioning of sensors and their interconnection; the functioning of the main ADAS systems with reference to the sensors involved, the user interface and functional schematics; techniques for diagnosing and repairing ADAS systems using the latest IDC5 functions; analysing the causes of malfunctions and searching for solutions, with a practical example.



D7

D7

TPMS: the tyre pressure monitoring system and its resetting procedures

The functioning strategies of the two main tyre pressure monitoring technologies: direct and indirect. System components, different types of TPMS valves, tools for activating individual sensors, the TPMS control unit and data exchange with the CAN bus. Procedures for maintaining (replacing, rotating) and diagnosing pressure sensors using the "TEXA WIRELESS SCAN" function. Procedures for programming universal TPMS sensors. Complex resetting procedures and a more detailed look at tyre pressure monitoring systems; Audi, Fiat Group, Citroën, Peugeot, Renault, BMW, Opel, Kia, Toyota.



D3.4C

D3.4C

Diagnostic techniques for complex systems

Maintenance of the Renault K9K 1.5 DCI engine and diagnosis of the Siemens SID305 system; maintenance of the Toyota D-CAT system; replacing and encoding injectors on Ford Duratorq engines; maintenance strategies for the Mercedes Service "Assyst Plus" system; BMW battery replacement and diagnosis of the Efficient Dynamic recharging system; replacing batteries on Audi A4 cars; programming the Opel high speed CAN-bus; resetting Volvo air-bags; update procedures for the Fiat Convergence system and resetting from transport mode (Fiat, Citroën, Audi, Peugeot).



G13c

G13c

Euro 6 engines and new emission reduction technologies

Components and strategies for diagnosing the latest devices for ensuring that engines conform to Euro 6 standards. The technique of downsizing internal combustion engines and the evolution of petrol and diesel injection engines. New devices: CR piezo injectors, combustion chamber pressure sensors, particulate sensors, EGR systems, combustion monitoring systems, SCR (selective catalytic reduction) systems with AdBlue™. Introduction to the Pass-Thru system. Methods for changing AdBlue™ liquid and resetting the system.



G14C

G14c

The diagnosis and maintenance of the AdBlue™ systems of BMW, Audi and Mercedes

Participants learn the diagnostic techniques and procedures for checking the different SCR/AdBlue™ systems. They also learn the correct way to maintain AdBlue™ systems and the latest generation of emission reduction systems. The course examines system functioning and typical faults and teaches participants how to check the AdBlue™ feed system and the correct functioning of the NOx control injector and sensor, and also how to check for leaks in the dosing circuit. The course also describes and examines the components of the specific AdBlue™ systems used by Mercedes, Audi, Volkswagen and BMW.



G15C

G15c

The evolution of starting and recharging systems, and energy management with new accumulators

New diagnostic techniques for starting and recharging systems and for various latest generation batteries. The course examines the different kinds of battery used by vehicles with Start/Stop; how to identify AGM, gel and VRLA batteries, fault finding, and procedures for replacing batteries with other brands. Energy management on vehicles with Start&Stop, smart alternators and reversible alternators, the functioning strategy of alternators with IBS (intelligent battery sensor), checking recharge voltages, charging and circuit testing. Practical examples: the battery energy management system on Volkswagen Group vehicles and the Fiat Group's Start&Stop systems; procedure for replacing batteries with control unit encoding.



S7

S7

Functioning and diagnostics of the Toyota hybrid system

Description of Toyota hybrid system components. Functioning of the 1 NZ FXE engine, analysis of bus networks and conventional electrical power systems and their repair using common autodiagnostic procedures. The ECB (Electronically Controlled Brake) hybrid braking system and the autodiagnosis of faulty control cards.

TEXA

TEXA was established in Italy in 1992, and today is one of the world's leading names in the design and production of multibrand diagnostic and telediagnostic tools, exhaust gas analysers and air conditioning maintenance stations.

TEXA operates virtually all over the world through an extensive distribution network. In Spain, France, Great Britain, Germany, Brazil, the United States, Poland, Russia and Japan, TEXA markets its products directly through its own subsidiaries. TEXA employs some 600 people around the world, including over 100 engineers and specialists working in Research and Development.

TEXA has won many international awards over the years, including the Innovation Award at Automechanika in Frankfurt (2010 and 2014), the "Award of Awards" for the most innovative company in Italy, presented by the President of the Republic, Giorgio Napolitano (2011), the Irish Automotive Innovation Award (2014) and the Golden Key Award in Moscow (2014 and 2015). In 2015, MIT Technology Review classed TEXA as one of the ten most "disruptive" companies in Italy. Also in 2015, TEXA won the Frost & Sullivan "European Commercial Vehicle Diagnostics Customer Value Leadership".

All TEXA tools are designed, engineered and built in Italy, using modern automated production lines which guarantees maximum precision. TEXA focuses careful attention on product quality, and has obtained certification in accordance with the strict ISO TS 16949 requirements for suppliers of original equipment to the automotive industry.

To check out the extensive coverage of TEXA products, go to: www.texa.com/coverage

To check on IDC5 compatibility and minimum system requirements, go to: www.texa.com/system

The BLUETOOTH brand is the property of Bluetooth SIG, Inc., U.S.A., and is used by TEXA S.p.A. under license.

Android is a trademark of Google Inc

Copyright TEXA S.p.A.
cod. 8801785
01/2017 - Inglese - V.6.0



facebook.com/texacom



twitter.com/texacom



youtube.com/texacom



instagram.com/texacom



linkedin.com/company/texa



plus.google.com/+TEXAcom



TEXA

TEXA S.p.A.

Via 1 Maggio, 9
31050 Monastier di Treviso
Treviso - ITALY
Tel. +39 0422 791311
Fax +39 0422 791300
www.texa.com - info.it@texa.com

**COMPANY WITH
QUALITY SYSTEM
CERTIFIED BY DNV GL
= ISO 9001 =**