



MEDIFY AIR

A HIGHER STANDARD OF AIR PURIFICATION



MA-14 AIRPURIFIER

READ AND SAVE THESE INSTRUCTIONS
INSTRUCTION MANUAL AND WARRANTY INFORMATION
Lifetime warranty if replacing filters on time

MA-14/US
Rev: 10/02/21

IMPORTANT SAFETY INSTRUCTIONS:

IN ORDER TO AVOID ANY DAMAGE TO YOU, OTHERS OR PROPERTY, FOLLOW THE FOLLOWING SAFETY PRECAUTIONS:

IF THE POWER CORD OR UNIT DOES NOT WORK, CONTACT MEDIFY CUSTOMER SERVICE IMMEDIATELY.

READ ALL INSTRUCTIONS BEFORE USING.

WARNING — TO REDUCE THE RISK OF BURNS, FIRE, ELECTRIC SHOCK, OR INJURY TO PERSONS:

- Unplug or disconnect the air purifier from the power supply if the plug is not working.
- Warning - This appliance has a polarized plug (one blade is wider than the other). In order to fully fit it in the outlet, please reverse the plug. If it still does not fit, kindly contact a qualified electrician, do not attempt to modify this safety feature.
- DO NOT touch the power plug with wet hands.
- Turn off the power before cleaning the unit.
- Prohibited use beyond power. Can only use a 220v unit with a 220v power supply. Can only use a 110v unit with a 110v power supply. You can break or ruin the circuit boards if you plug a 110v plug into a 220v power supply.
- DO NOT take apart or modify the unit without authorization.
- BEFORE USING THIS PRODUCT, PLEASE MAKE SURE TO REMOVE THE PLASTIC COVERING FROM ALL FILTERS

If the supply cord is damaged, it must be replaced by the manufacturer, its service agent or similarly qualified persons in order to avoid any type of hazard. This appliance can be used by children aged from 8 years and above and people with reduced physical, sensory or mental capabilities or lack of experience and knowledge if they have been given supervision or instruction concerning the use of the appliance in a safe way and understand the hazards involved. Children shall not play with the appliance. Cleaning and maintenance of the unit shall not be made by children without supervision. Prior to cleaning or doing any type of maintenance, the appliance must be disconnected from the supply.

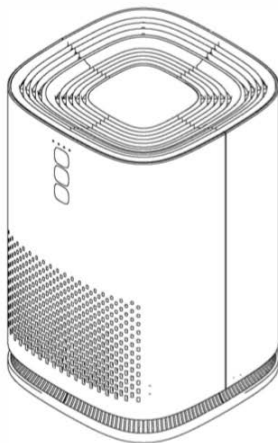
SAVE THESE IMPORTANT INSTRUCTIONS FOR EASY REFERENCE.

TECHNICAL DATA

- Voltage: 120V AC 60Hz
- Power Rating: 26 W
- Noise level: 55 dB(A)
- Room size: up to 200 sq. ft.
- Unit dimensions: 12.20"H x 8.26"W x 8.26"D
- Unit weight: 5.3 lbs.
- EPA Est. No.:87627-CHN-001



FILTER



AIR PURIFIER

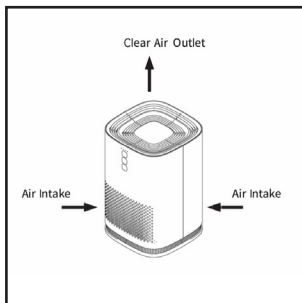


BASE

To purchase genuine Medify replacement filters, visit www.medifyair.com.

BEFORE USE

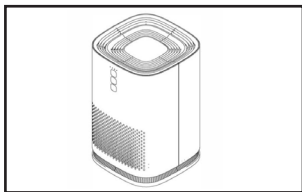
INSTALLING THE AIR PURIFIER



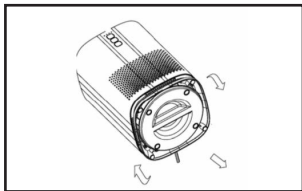
Do not obstruct the air intake or the clean air outlet. To ensure enough ventilation, make sure there is a 20 inch (50 cm) distance between the air inlet and the wall or nearby furniture. This will ensure enough ventilation and high efficiency.

INSTALLING THE FILTER SET

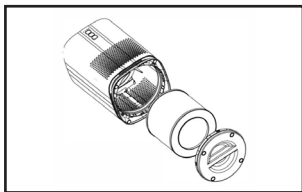
All filters are combined into a one-piece housing for maximum effectiveness. Remove and replace the filter according to the instructions.



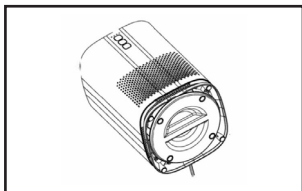
1. Place the unit in a dry location and on a flat surface.



2. Rotate the base clockwise.



3. Rotate the base **CLOCKWISE** to remove the filter cover so you can change the filters. Remove the old filter and replace it with only **GENUINE MEDIFY REPLACEMENT FILTERS**.



4. Reattach the base at the bottom of the unit (with the filters inside). Rotate the base counter-clockwise to secure it.

ATTENTION



Remove all plastic packaging from the filter before installing it.

DO NOT run the air purifier if there is no filter installed.

Please be careful when installing the back cover. Watch your hands.

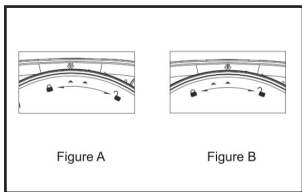


Figure A

Figure B

To remove the base, turn it clockwise as shown in Figure A. To secure the base, rotate it counter-clockwise as shown in Figure B.

FILTER PURIFICATION

1. PRE FILTER

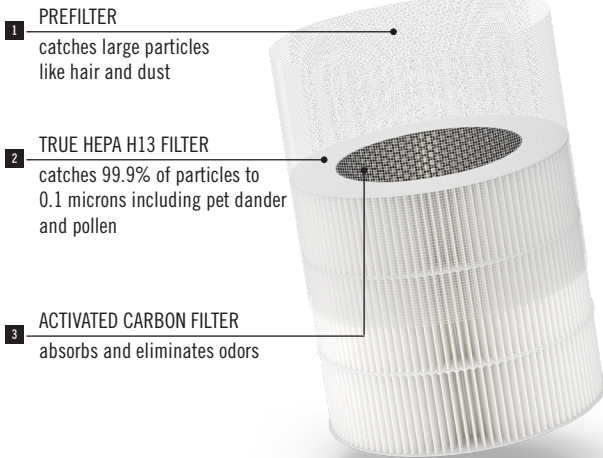
Removes hair, fibers, and large particles like dander.

2. TRUE HEPA H13 FILTER

The high-efficiency H13 TRUE HEPA filter is tested to removed 99.9% of particles down to 0.1 microns. This higher grade of HEPA filter easily catches pollen, dust mites, and other tiny airborne particles you can't see.

3. ACTIVATED CARBON FILTER

Substantial carbon filter with carbon pellets remove toxic odors, smoke, and formaldehyde.



To purchase genuine Medify replacement filters, visit www.medifyair.com.

CONTROL PANEL



FAN SPEED BUTTONS

ON/OFF LIGHT BUTTON & FILTER CHANGE INDICATOR

POWER BUTTON

HOW TO USE

POWER BUTTON

Press the button once. The POWER indicator will turn on. After three seconds, the unit will start on Speed 1. The blue light will turn on.

FAN SPEED CONTROL

Press the button to select the speed from the following options: 1, 2, 3, S.

- Speed 1 is slow
- Speed 2 is medium
- Speed 3 is fast
- Speed "S" is sleep mode.

SLEEP MODE

Press the button for sleep mode. After 5 seconds, all lights will turn off and only the S button will show with partial lighting. Press any button to exit SLEEP mode.

STANDBY MODE

Insert the plug into a power source. Unit lights will turn on. After one second, the air purifier will run in standby mode.

TURNING OFF THE FILTER REPLACEMENT LIGHT

Press and hold the button until all lights are off. The button will show with partial light. Press again and hold until all lights turn on. Then, the filter replacement light should be off.

CLEANING AND MAINTENANCE

Disconnect the power plug before cleaning the unit. Do not put the unit in water or in any other liquid. Do not use abrasive, corrosive or flammable products to clean any parts of the unit. Filters cannot be washed.

CLEANING THE AIR PURIFIER

Clean the air purifier regularly. Use a soft and dry cloth to remove the dust from the air purifier. Use a soft and dry cloth to clean the outlet and inlet of the air purifier.

FILTER REPLACEMENT

LIGHT INDICATOR TO REPLACE THE FILTER

The unit will remind the user when the filter needs to be replaced. To know how to replace the filters, go to pages 4-5. Filters should be replaced every 2,500 hours of use. The filter indicator light will let you know when you have reached that time.

WARRANTY INFORMATION

If you have any additional questions, please contact customer service. All names and trademarks are property of Medify Air. Our company reserves the right to change the product at any time, without prior notice, and the company has no obligation to adjust any products supplied earlier. Please refer to the detailed warranty terms below. To register for the lifetime warranty, please fill out the attached form and mail it to:

Medify Air
1325 SW 30th, Avenue
Deerfield Beach, FL 33442

Or complete the lifetime warranty registration available on our website (preferred method):

www.medifyair.com

LIFETIME WARRANTY

Medify guarantees your Medify Air Purifier to be free of defects in material or workmanship for a lifetime period, provided you have completed and returned your warranty registration to Medify Air within the first 30 days of purchase, and that the filters are replaced with original and genuine Medify Air replacement filters at least once every three to four (3-4) months or after 2,500 hours of use. Within the first 30 days, Medify Air will replace the defective unit at no charge to you and reimburse you for any shipping charges. After 30 days, Medify Air's obligation and liability under this Lifetime Warranty is dependent on your use of our genuine filters, purchased on our website or from our authorized resellers, which can be found on our website. Prohibited use beyond power. Can only use a 220v unit with a 220v power supply. Can only use a 110v unit with a 110v power supply. You can break or ruin the circuit boards if you plug a 110v plug into a 220v power supply.

Our Lifetime Warranty remains in effect as long as:

1. You submit your warranty registration to Medify Air within 30 days of purchase.
2. You change filters with genuine and original Medify Air replacement filters at least once every three to four (3-4) months or after 2,500 hours of use (whichever comes first).
3. You use a proper power supply based on voltage: 110-120V.
4. There is no evidence of tampering, mishandling, neglect, accidental damage, modification, and/or repair done to the Medify Air purifier by anyone other than authorized Medify Air service personnel.
5. Your air purifier is operated in accordance with the provided instructions.

This Lifetime Warranty is provided by:

Medify Air
1325 SW 30th, Avenue
Deerfield Beach, FL 33442

www.medifyair.com
info@medifyair.com
(888) 258-1008

Please visit our website for
details on efficacy test data:
medifyair.com/pages/reports