



MEDIFY AIR_x

A HIGHER STANDARD OF AIR PURIFICATION




MA-10 AIRPURIFIER

READ AND SAVE THESE INSTRUCTIONS
INSTRUCTION MANUAL AND WARRANTY INFORMATION

Lifetime warranty if filters are replaced on time

MA-10
Rev: 06/14/23

WARNINGS AND PRECAUTIONS

 **Read this entire instruction manual before operation. Failure to adhere to the following warnings can cause harm to you or the unit.**

1. Ensure the USB plug fits properly into the USB-C port when charging so that the lithium-ion battery can be recharged properly.
2. Improper usage may lead to product damage.
3. DO NOT place the air purifier near sources of heat.
4. DO NOT sit on or place anything on top of the air purifier.
5. DO NOT immerse the air purifier in water or liquids.
6. DO NOT use the air purifier in wet or humid environments.
7. DO NOT let children use the air purifier alone. Keep it away from pets
8. DO NOT place the air purifier in an unstable area.
9. DO NOT attempt to repair or disassemble. Doing so will void the warranty. The inside of this unit contains no user-serviceable parts.
10. When not in use, turn the air purifier off to prevent overheating.
11. DO NOT insert fingers or objects into the air outlet when it is on.
12. When using in an automobile, place the unit where it will not interfere with driving. DO NOT adjust settings while driving.
13. If the air purifier stops working or will not turn on, recharge the battery.
14. Replace the air filter every 6 months the longest. This time may vary depending on air quality and frequency of use.

PRODUCT SPECIFICATIONS

Size:	8.07"x2.68"x2.68"
Power:	Input Voltage: DC 5V, 1A; Rated Power: 3.5 W
Fan Speeds:	3 Speeds: low, medium, and high
Battery Run Time*:	Approximately 9 to 20 hours
Charge Time:	Approximately 5 hours
Weight:	0.58 lbs
Filter	Pre-filter & True HEPA 13 filter with activated carbon
Noise Level:	<46dB
Coverage Area:	Up to 8.21 sq. ft. (per AHAM standard)

*Run time may vary depending on selected fan speed.

UNIQUE FEATURES & SPECIFICATIONS

GENUINE MEDIFY TRUE HEPA H13 FILTRATION SYSTEM

• TRUE HEPA H13 FILTRATION

Removes up to 99.9% of airborne particles as small as 0.1 microns, such as allergens, pollen, dust, germs, pet dander, odor, mold spores, and smoke from air that passes through the filter.

• CARBON ODOR FILTRATION

Reduces household odors and VOCs (volatile organic compounds)/gases as shown by independent laboratory testing.

• PRE-FILTER

Captures large particles.

• 3 Fan Speeds

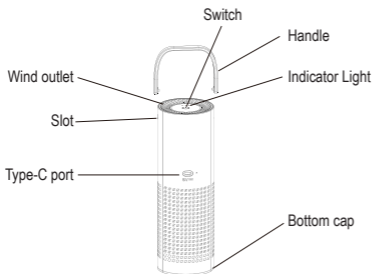
Low, medium, and high speeds.

• USB-Powered Rechargeable Lithium-Ion Battery with Charging Cable

• 2-in-1 Handle Design (doubles as a stand)

PRODUCT DIAGRAM

The diagram below highlights all of the important features of this product.



Accessories :



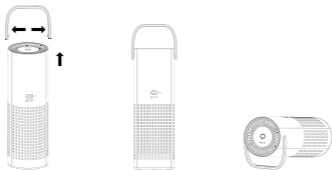
Filter



Type C USB cable

Using the Stand/Handle

1. Attach the handle by slightly opening the handle arms and placing them into the handle slots on the sides of the air purifier.
2. The handle may be used as a stand by rotating the handle to the back of the unit.
3. Remove the handle by slightly opening the handle arms and pulling them away from the unit.

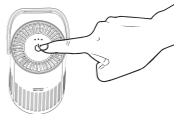


Operating the Air Purifier

Long press the power button for 3 seconds (the blue indicator light will come on)

- 1st press - Low Speed
- 2nd press - Medium Speed
- 3rd press - High Speed
- Long press the power button for 3 seconds again

(the blue indicator light is off, the unit turns off)



Charging the Battery

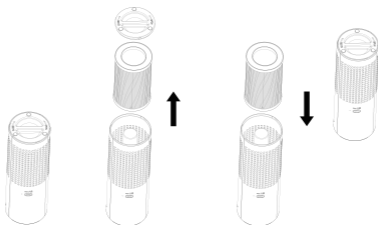
If the air purifier stops working or does not turn on, please charge the battery

1. Insert the USB-C charging cable into the USB-C port on the back of the air purifier and connect the charging cable to a laptop or other USB-compatible power outlet.
2. The indicator light next to the USB-C port will be red while charging. It will turn solid green when fully charged. **NOTE:** Input power should be at least 5V, 1A. This unit is not compatible with USB PD3.0 quick chargers.

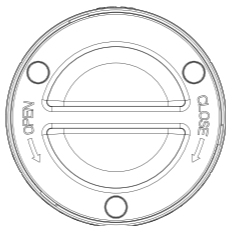
Cleaning the Unit

For optimal performance, replace the filter every 6 months. This time may vary depending on air quality and frequency of use. Replacement filters are available at www.Medifyair.com. Select Model No: MA-10 to purchase the correct filter for this air purifier.

1. Unscrew the bottom of the air purifier by turning the arrow on the cap to OPEN and remove the cap and filter.
2. Insert a new filter.



3. Place the cap properly on the bottom, then turn clockwise to close.



LIFETIME WARRANTY AGREEMENT

Medify guarantees your Medify Air Purifier to be free of defects in material or workmanship for a lifetime period, provided you have completed and returned your warranty registration to Medify Air within the first 30 days of purchase, and that the filters are replaced with original and genuine Medify Air replacement filters at least once every four (4) months or after 2,000 hours of use. Within the first 30 days, Medify Air will replace the defective unit at no charge to you and reimburse you for any shipping charges. After 30 days, Medify Air's obligation and liability under this Lifetime Warranty is dependent on your use of our genuine filters, purchased on our website or from our authorized resellers, which can be found on our website. Prohibited use beyond power. Can only use a 220V unit with a 220V power supply. Can only use a 120V unit with a 120V power supply. You can break or ruin the circuit boards if you plug a 120V plug into a 220V power supply.

Our Lifetime Warranty remains in effect as long as:

1. You submit your warranty registration to Medify Air within 30 days of purchase.
2. You change filters with genuine and original Medify Air replacement filters at least once every four (4) months or after 2,000 hours of use (whichever comes first).
3. You use a proper power supply based on voltage: 110-120V (North America & Japan) or 220-240V (all other regions).
4. There is no evidence of tampering, mishandling, neglect, accidental damage, modification, and/or repair done to the Medify Air purifier by anyone other than authorized Medify Air service personnel.
5. Your air purifier is operated in accordance with the provided instructions.

This Lifetime Warranty is provided by:

Medify Air

150 E Palmetto Park Road, Suite 200
Boca Raton, FL 33432

www.medifyair.com
info@medifyair.com
(888) 258-1008

Please visit our website for details on efficacy test data:
medifyair.com/pages/reports