



SAMPLE NAME: Vape Shot 1000mg

Infused, Hemp Infused

CULTIVATOR / MANUFACTURER**Business Name:****License Number:****Address:****DISTRIBUTOR / TESTED FOR****Business Name: SVG CBD****License Number:****Address: 7 Vanderbilt
Irvine CA 92618****SAMPLE DETAIL****Batch Number:****Sample ID: 211015L034****Date Collected: 10/15/2021****Date Received: 10/16/2021****Batch Size:****Sample Size: 1.0 milliliters****Unit Mass: 30 milliliters per Unit****Serving Size:**Scan QR code to verify
authenticity of results.**CANNABINOID ANALYSIS - SUMMARY****Total THC: Not Detected****Total CBD: 536.040 mg/unit****Sum of Cannabinoids: 536.040 mg/unit****Total Cannabinoids: 536.040 mg/unit**Total THC/CBD is calculated using the following formulas to take into
account the loss of a carboxyl group during the decarboxylation step:Total THC = $\Delta 9\text{THC} + (\text{THCa} \cdot 0.877)$ Total CBD = $\text{CBD} + (\text{CBDa} \cdot 0.877)$ Sum of Cannabinoids = $\Delta 9\text{THC} + \text{THCa} + \text{CBD} + \text{CBDa} + \text{CBG} + \text{CBGa} +$ $\text{THCV} + \text{THCVa} + \text{CBC} + \text{CBCa} + \text{CBDV} + \text{CBDVa} + \Delta 8\text{THC} + \text{CBL} + \text{CBN}$ Total Cannabinoids = $(\Delta 9\text{THC} + 0.877 \cdot \text{THCa}) + (\text{CBD} + 0.877 \cdot \text{CBDa}) +$ $(\text{CBG} + 0.877 \cdot \text{CBGa}) + (\text{THCV} + 0.877 \cdot \text{THCVa}) + (\text{CBC} + 0.877 \cdot \text{CBCa}) +$ $(\text{CBDV} + 0.877 \cdot \text{CBDVa}) + \Delta 8\text{THC} + \text{CBL} + \text{CBN}$ **Density: 1.1111 g/mL****SAFETY ANALYSIS - SUMMARY****Pesticides:  PASS****Residual Solvents:  PASS****Heavy Metals:  PASS****Microbiology (PCR):  PASS****Microbiology (Plating):  PASS**

For quality assurance purposes. Not a Pre-Harvest Hemp Lab Test Report. These results relate only to the sample included on this report. This report shall not be reproduced, except in full, without written approval of the laboratory.

Sample Certification: Action Limits used in this report are a compilation of guidance from state regulatory agencies in all states. Action limits for required tests are either state-specific, or the lower of any conflicting state regulations based upon the panel requested.

Decision Rule: Statements of conformity (e.g. Pass/Fail) to specifications are made in this report without taking measurement uncertainty into account. Where statements of conformity are made in this report, the following decision rules are applied: PASS - Results within limits/specifications, FAIL - Results exceed limits/specifications.

References: limit of detection (LOD), limit of quantification (LOQ), not detected (ND), not tested (NT), too numerous to count >250 cfu/plate (TNTC), colony-forming unit (cfu)


LQC verified by: Kelsey Cochran
Date: 10/19/2021


Approved by: Josh Wurzer, President
Date: 10/19/2021



Cannabinoid Analysis

Tested by high-performance liquid chromatography with diode-array detection (HPLC-DAD).

Method: QSP 1157 - Analysis of Cannabinoids by HPLC-DAD

TOTAL THC: Not Detected

Total THC (Δ^9 THC+0.877*THCa)

TOTAL CBD: 536.040 mg/unit

Total CBD (CBD+0.877*CBDa)

TOTAL CANNABINOIDS: 536.040 mg/unit

Total Cannabinoids (Total THC) + (Total CBD) + (Total CBG) + (Total THCV) + (Total CBC) + (Total CBDV) + Δ^8 THC + CBL + CBN

TOTAL CBG: ND

Total CBG (CBG+0.877*CBGa)

TOTAL THCV: ND

Total THCV (THCV+0.877*THCVa)

TOTAL CBC: ND

Total CBC (CBC+0.877*CBCa)

TOTAL CBDV: <LOQ

Total CBDV (CBDV+0.877*CBDVa)

CANNABINOID TEST RESULTS - 10/18/2021

| COMPOUND | LOD/LOQ (mg/mL) | MEASUREMENT mg/mL | RESULT (mg/mL) | RESULT (%) |
|----------------------------|-----------------|-------------------|---------------------|----------------|
| CBD | 0.080 / 0.220 | ±0.8559 | 17.868 | 1.6081 |
| Δ^8 THC | 0.20 / 0.40 | N/A | <LOQ | <LOQ |
| CBDV | 0.040 / 0.240 | N/A | <LOQ | <LOQ |
| Δ^9 THC | 0.040 / 0.280 | N/A | ND | ND |
| THCa | 0.020 / 0.100 | N/A | ND | ND |
| THCV | 0.040 / 0.240 | N/A | ND | ND |
| THCVa | 0.040 / 0.380 | N/A | ND | ND |
| CBDa | 0.020 / 0.520 | N/A | ND | ND |
| CBDVa | 0.020 / 0.360 | N/A | ND | ND |
| CBG | 0.040 / 0.120 | N/A | ND | ND |
| CBGa | 0.040 / 0.140 | N/A | ND | ND |
| CBL | 0.060 / 0.200 | N/A | ND | ND |
| CBN | 0.020 / 0.140 | N/A | ND | ND |
| CBC | 0.060 / 0.200 | N/A | ND | ND |
| CBCa | 0.020 / 0.300 | N/A | ND | ND |
| SUM OF CANNABINOIDS | | | 17.868 mg/mL | 1.6081% |

Unit Mass: 30 milliliters per Unit

| | |
|------------------------------|-----------------|
| Δ^9 THC per Unit | ND |
| Total THC per Unit | ND |
| CBD per Unit | 536.040 mg/unit |
| Total CBD per Unit | 536.040 mg/unit |
| Sum of Cannabinoids per Unit | 536.040 mg/unit |
| Total Cannabinoids per Unit | 536.040 mg/unit |

DENSITY TEST RESULT


1.1111 g/mL

Tested 10/18/2021

Method: QSP 7870 - Sample Preparation



 **Pesticide Analysis**

PESTICIDE TEST RESULTS - 10/17/2021  **PASS**

Pesticide and plant growth regulator analysis utilizing high-performance liquid chromatography-mass spectrometry (HPLC-MS) or gas chromatography-mass spectrometry (GC-MS).

*GC-MS utilized where indicated.

Method: QSP 1212 - Analysis of Pesticides and Mycotoxins by LC-MS or QSP 1213 - Analysis of Pesticides by GC-MS

Exclusions¹ see last page

| COMPOUND | LOD/LOQ (µg/g) | ACTION LIMIT (µg/g) | MEASUREMENT µg/g | RESULT (µg/g) | RESULT |
|-------------------|----------------|---------------------|------------------|---------------|--------|
| Abamectin | 0.03 / 0.10 | 0.3 | N/A | ND | PASS |
| Azoxystrobin | 0.01 / 0.04 | 40 | N/A | ND | PASS |
| Bifenazate | 0.01 / 0.02 | 5 | N/A | ND | PASS |
| Bifenthrin | 0.01 / 0.02 | 0.5 | N/A | ND | PASS |
| Boscalid | 0.02 / 0.06 | 10 | N/A | ND | PASS |
| Chlorpyrifos | 0.02 / 0.06 | ≥ LOD | N/A | ND | PASS |
| Cypermethrin | 0.1 / 0.3 | 1 | N/A | ND | PASS |
| Etoxazole | 0.010 / 0.028 | 1.5 | N/A | ND | PASS |
| Hexythiazox | 0.01 / 0.04 | 2 | N/A | ND | PASS |
| Imidacloprid | 0.01 / 0.04 | 3 | N/A | ND | PASS |
| Malathion | 0.02 / 0.05 | 5 | N/A | ND | PASS |
| Myclobutanil | 0.03 / 0.1 | 9 | N/A | ND | PASS |
| Permethrin | 0.03 / 0.09 | 20 | N/A | ND | PASS |
| Piperonylbutoxide | 0.003 / 0.009 | 8 | N/A | ND | PASS |
| Propiconazole | 0.01 / 0.03 | 20 | N/A | ND | PASS |
| Spiromesifen | 0.02 / 0.05 | 12 | N/A | ND | PASS |
| Tebuconazole | 0.02 / 0.07 | 2 | N/A | ND | PASS |
| Trifloxystrobin | 0.01 / 0.03 | 30 | N/A | ND | PASS |



Residual Solvents Analysis

Residual Solvent analysis utilizing gas chromatography-mass spectrometry (GC-MS).

Method: QSP 1204 - Analysis of Residual Solvents by GC-MS

Exclusions? see last page

RESIDUAL SOLVENTS TEST RESULTS - 10/18/2021 PASS

| COMPOUND | LOD/LOQ (µg/g) | ACTION LIMIT (µg/g) | MEASUREMENT µg/g | RESULT (µg/g) | RESULT |
|--------------------|----------------|---------------------|------------------|---------------|--------|
| Propane | 10 / 20 | 5000 | N/A | ND | PASS |
| Butane | 10 / 50 | 5000 | N/A | ND | PASS |
| Pentane | 20 / 50 | 5000 | N/A | ND | PASS |
| Hexane | 2 / 5 | 290 | N/A | ND | PASS |
| Heptane | 20 / 60 | 5000 | N/A | ND | PASS |
| Benzene | 0.03 / 0.09 | 1 | N/A | ND | PASS |
| Toluene | 7 / 21 | 890 | N/A | ND | PASS |
| Total Xylenes | 50 / 160 | 2170 | N/A | ND | PASS |
| Methanol | 50 / 200 | 3000 | N/A | ND | PASS |
| Ethanol | 20 / 50 | 5000 | ±152.0 | 4000 | PASS |
| Isopropyl Alcohol | 10 / 40 | 5000 | N/A | ND | PASS |
| Acetone | 20 / 50 | 5000 | N/A | ND | PASS |
| Ethyl ether | 20 / 50 | 5000 | N/A | ND | PASS |
| Ethylene Oxide | 0.3 / 0.8 | 1 | N/A | ND | PASS |
| Ethyl acetate | 20 / 60 | 5000 | N/A | ND | PASS |
| Chloroform | 0.1 / 0.2 | 1 | N/A | ND | PASS |
| Methylene chloride | 0.3 / 0.9 | 1 | N/A | ND | PASS |
| Trichloroethylene | 0.1 / 0.3 | 1 | N/A | ND | PASS |
| 1,2-Dichloroethane | 0.05 / 0.1 | 1 | N/A | ND | PASS |
| Acetonitrile | 2 / 7 | 410 | N/A | ND | PASS |

Heavy Metals Analysis

Heavy metal analysis utilizing inductively coupled plasma-mass spectrometry (ICP-MS).

Method: QSP 1160 - Analysis of Heavy Metals by ICP-MS

HEAVY METALS TEST RESULTS - 10/16/2021 PASS

| COMPOUND | LOD/LOQ (µg/g) | ACTION LIMIT (µg/g) | MEASUREMENT µg/g | RESULT (µg/g) | RESULT |
|----------|----------------|---------------------|------------------|---------------|--------|
| Arsenic | 0.02 / 0.1 | 0.42 | N/A | ND | PASS |
| Cadmium | 0.02 / 0.05 | 0.27 | N/A | ND | PASS |
| Lead | 0.04 / 0.1 | 0.5 | N/A | ND | PASS |
| Mercury | 0.002 / 0.01 | 0.4 | N/A | ND | PASS |



 **Microbiology Analysis**

PCR AND PLATING

Analysis conducted by polymerase chain reaction (PCR) and fluorescence detection of microbiological contaminants.

Method: QSP 1221 - Analysis of Microbiological Contaminants

MICROBIOLOGY TEST RESULTS (PCR) - 10/19/2021 ✔ PASS

| COMPOUND | ACTION LIMIT (cfu/g) | RESULT (cfu/g) | RESULT |
|---|----------------------|----------------|--------|
| Shiga toxin-producing <i>Escherichia coli</i> | Not Detected in 1g | ND | PASS |
| <i>Salmonella</i> spp. | Not Detected in 1g | ND | PASS |
| Bile-Tolerant Gram-Negative Bacteria | 100 | ND | PASS |
| <i>Staphylococcus aureus</i> | Not Detected in 1g | ND | PASS |

Analysis conducted by 3M™ Petrifilm™ and plate counts of microbiological contaminants.

Method: QSP 6794 - Plating with 3M™ Petrifilm™

MICROBIOLOGY TEST RESULTS (PLATING) - 10/19/2021 ✔ PASS

| COMPOUND | ACTION LIMIT (cfu/g) | RESULT (cfu/g) | RESULT |
|------------------------|----------------------|----------------|--------|
| Total Aerobic Bacteria | 100 | ND | PASS |
| Total Yeast and Mold | 10 | ND | PASS |

NOTES

- Exclusions: Sample Certification: California Code of Regulation Title 4 Division 19
- Exclusions: Sample Certification: California Code of Regulation Title 4 Division 19

