




TIMER

MULTI-RANGE TIMER	STAR-DELTA TIMER	DIGITAL COUNTER	
	FOR INDUCTION MOTOR START	HIGH PRECISION TWO DIGITS SETTING & DISPLAY	HIGH PRECISION THREE DIGITS SETTING & DISPLAY
TM48S- TM48S-AB	TSDT-N	TH2C- ^N _Y	TH3C- ^N _Y
250V 5A	250V 3A	250V 3A	250V 3A
250V 5A			
250V 5A	250V 1A		
			
Dimensions 48H x 48W x 80D	SURFACE (N)	SURFACE (N)	SURFACE (N)
24V ~ 240V AC/DC	AC(V):110, 120, 220, 240, 380, 415, 440		
1. 1S, 10S, 1M, 10M 2. 3S, 30S, 3M, 30M 3. 6S, 60S, 6M, 60M 4. 3M, 30M, 3H, 30H	SEC. 0-12(S) 0-30(S) 0-60(S) CHARGE TIME : 0.1- 0.7(S) STANDARD:0.1(S)		
		FLUSH (Y)	FLUSH (Y)
±1% MAX	±1% MAX	DC(V) : 12, 24	
±10% MAX	±10% MAX	AC(V) : 12, 24, 110, 120, 220, 240, 380, 415, 440	
±1% MAX	±1% MAX	INPUT SIGNAL : 30CPS MAX	
±2% MAX	±2% MAX	RESET SYSTEM : POWER-OFF RESET	
0.1 SEC MAX	0.1 SEC MAX		
10 ⁶ TIMES	5x10 ⁶ TIMES		
10 ⁵ TIMES	2x10 ⁶ TIMES		
2VA	3VA	3VA	3VA
180g	250g	220g	230g