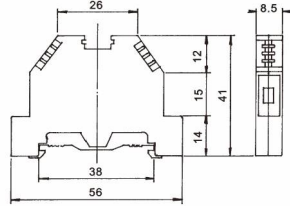



SCREW CLAMP TERMINAL BLOCK

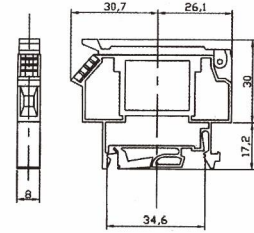

PE-4 4mm²

EARTH TERMINAL BLOCK
E CURRENT: 30A
AWG NO. 22 TO 10



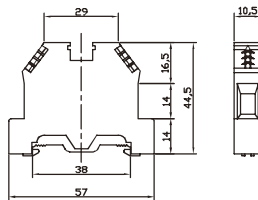
FUSE TERMINAL BLOCK

FT-4 4mm², FT-4L (WITH LED LAMP)



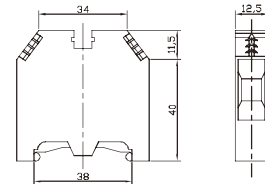
PE-10 10mm²

EARTH TERMINAL BLOCK
TERMINAL WIDTH: 10.5mm
AWG 20-6
RATED SURGE VOLTAGE: 8kV
COLOR: GREEN/YELLOW

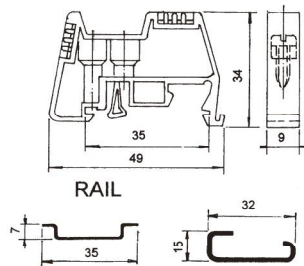



PE-16 16mm²

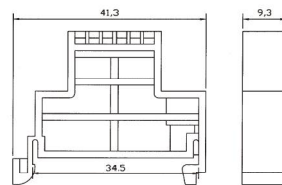

EARTH TERMINAL BLOCK
TERMINAL WIDTH 12.5mm
AWG 10
RATED SURGE VOLTAGE: 12kV
COLOR: GREEN/YELLOW





END STOPPER ES-1




END STOPPER ES-2



CABLE MARKER: 0. 1. 2. 3. 4. 5. 6. 7. 8. 9.
A. B. C. D. E. F. G. H. I. J. K. L. M. N. O. P. Q. R. S. T.
U. V. W. X. Y. Z.



CROSS CONNECTION BAR



PART NO	NO. OF LETTERS	LETTER SIZE (mm)	PACKING
CM-1	200/PALLET	2.4L X 4.4W	5 PALLET/BOX
CM-2	100/PALLET	5.0L X 4.4 W	5 PALLET/BOX

PART NO.	USAGE	PITCH	POLES AVAILABLE
CB2.5	2.5mm ²	5mm	2 poles ~ 80 poles
CB4	4mm ²	6mm	2 poles ~ 70 poles
CB6	6mm ²	8mm	2 poles ~ 40 poles
CB10	10 mm ²	10mm	2 poles ~ 40 poles