


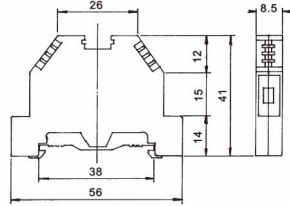

TERMINAL BLOCK, 10A-400A  
FUSE HOLDER, & FUSE 0.1A-30A



**SCREW CLAMP TERMINAL BLOCK**

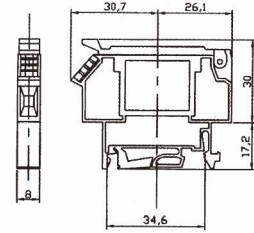

PE-4 4mm<sup>2</sup>

EARTH TERMINAL BLOCK  
E CURRENT: 30A  
AWG NO. 22 TO 10



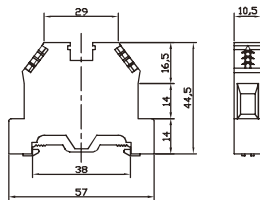
FUSE TERMINAL BLOCK

FT-4 4mm<sup>2</sup>, FT-4L (WITH LED LAMP)



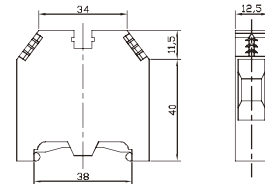
PE-10 10mm<sup>2</sup>

EARTH TERMINAL BLOCK  
TERMINAL WIDTH: 10.5mm  
AWG 20-6  
RATED SURGE VOLTAGE: 8kV  
COLOR: GREEN/YELLOW

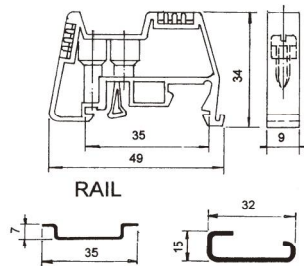


PE-16 16mm<sup>2</sup>

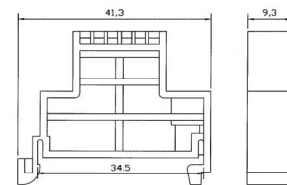

EARTH TERMINAL BLOCK  
TERMINAL WIDTH 12.5mm  
AWG 10  
RATED SURGE VOLTAGE: 12kV  
COLOR: GREEN/YELLOW





END STOPPER ES-1




END STOPPER ES-2



CABLE MARKER: 0. 1. 2. 3. 4. 5. 6. 7. 8. 9.  
A. B. C. D. E. F. G. H. I. J. K. L. M. N. O. P. Q. R. S. T.  
U. V. W. X. Y. Z.



CROSS CONNECTION BAR



PART NO	NO. OF LETTERS	LETTER SIZE (mm)	PACKING
CM-1	200/PALLET	2.4L X 4.4W	5 PALLET/BOX
CM-2	100/PALLET	5.0L X 4.4 W	5 PALLET/BOX

PART NO.	USAGE	PITCH	POLES AVAILABLE
CB2.5	2.5mm <sup>2</sup>	5mm	2 poles ~ 80 poles
CB4	4mm <sup>2</sup>	6mm	2 poles ~ 70 poles
CB6	6mm <sup>2</sup>	8mm	2 poles ~ 40 poles
CB10	10 mm <sup>2</sup>	10mm	2 poles ~ 40 poles