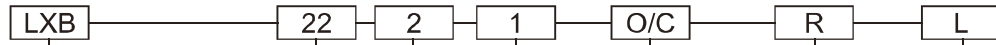



Illuminated Push Button Switches, Ip65

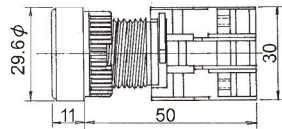


Type	Mounting hole	Voltage	No.of contact	Type of contact	Lens colour	Bulb type
LBF,LXB : GLBF,PFL,GPFL : Flat head LBS : Square head	22 : 22 ϕ 30 : 30 ϕ	1:110V 2:220V 3:380V 4:440V	1 2 3 4	O : N/O (a) C : N/C (b) O/C : N/O+N/C 1a+1b	R : Red G : Green Y : Yellow BL : Blue W : White	L : Led F : Filament bulb N : Neon lamp
LBL,LXL : Long head LXG : Guard head LXLS : Long head square LXGS : Guard head square		5:6V 6:12V 7:24V				
EBL,LXE EPFL : Mushroom head 40 ϕ BLXE : Mushroom head 60o LXES : Mushroom head square 40 ϕ						

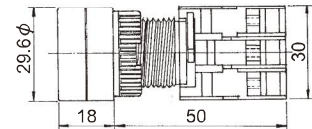

LXB22-1/O
LXB22-1/C



LXB22-1O/C



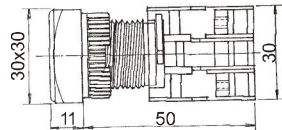
LXG22-1/O



LBS22-1/O
LBS22-1/C



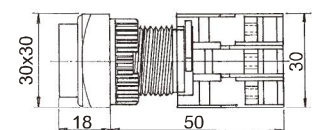
LBS22-1O/C



LXLS22-1/O
LXLS22-1/C



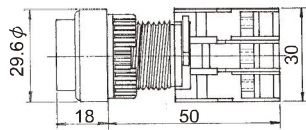
LXLS22-1O/C



LXL22-1/O
LXL22-1/C



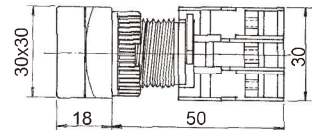
LXL22-1O/C



LXGS22-1/O
LXGS22-1/C



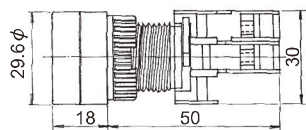
LXGS22-1O/C



LXG22-1/O
LXG22-1/C



LXG22-1O/C



LXE22-1/O
LXE22-1/C



LXE22-1O/C

