
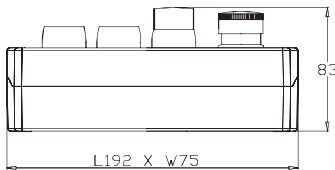

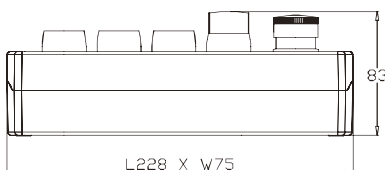

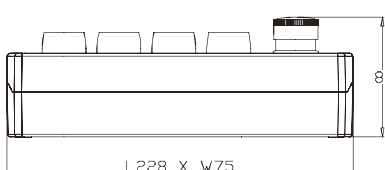

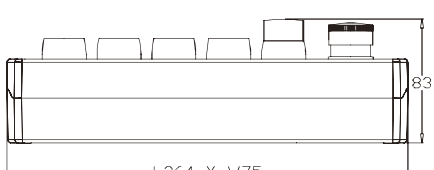

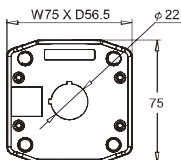

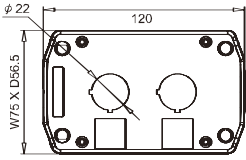

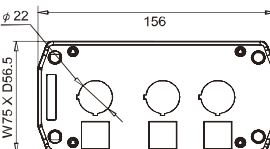



# Control Station & Enclosures Ip65



Type No	Contact & Description	Dimensions	
<b>B4-ESPB-2O3C</b> 	N/C+N/O+N/C+N/O 1 red mushroom head latching 1 Selector Switch 1 red push button 1 green push button		
<b>B5-ECS-3O3C</b> 	5 hole control box 1 red mushroom lacting (N/C) 1 Selector Switch.2 position (N/O+N/C) 1 green push button (N/O) 1 red push button (N/C) 1 yellow push button (N/O)		
<b>B5-ESPB-4O1C</b> 	5 hole control box 1 red mushroom latching (N/C) 4 flush push button		
<b>B6-ESPB-5O2C</b> 	6 hole control box 1 red mushroom latching (N/C) 1 Selector Switch (N/O+N/C) 4 flush push button (4N/O)		
<b>B-1A</b> 	1 hole control box IP65 22mm $\phi$ 	<b>B-2A</b> 	2 hole control box IP65 22mm $\phi$ 
<b>B-3A</b> 	3 hole control box IP65 22mm $\phi$ 	<b>EG-13.5</b> 	cable grand for control box IP68 