

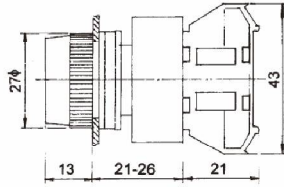
PUSH BUTTON SWITCH 22φ, 25φ, 30φ



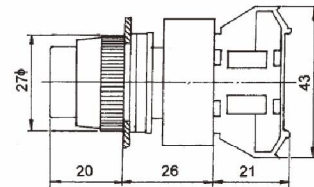
Type	Mounting hole	No. of contact	Type of contact	Head color
APB: Standard head	22: 22mmφ	1-4	O : N/O (a) (1/O)	R : Red
AEPBS: Small mushroom head	25: 25mmφ		C : N/C (b) (1/C)	G : Green
AEPB: Mushroom head	30: 30mmφ		O/C : N/O+N/C (1O/C)	Y : Yellow
ALEPB: Push Lock			(1a+1b)	BK : Black BL : Blue

**SPECIFICATION**

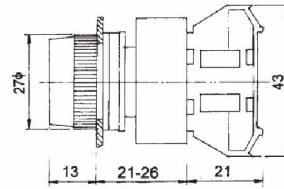
APB 22-1/O



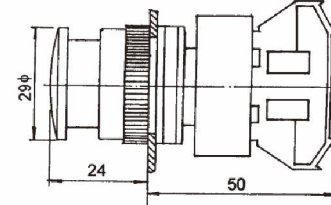
APBL 22-1O/C



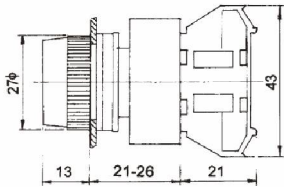

APB 22-1/C



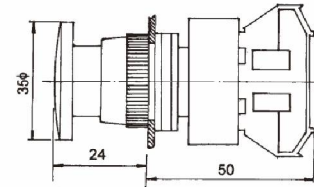

AEPBS 22-1/O, AEPBS22-1/C



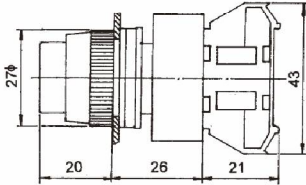
APB 22-1O/C



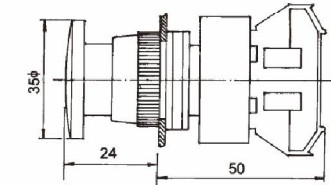

AEPB 22-1/C



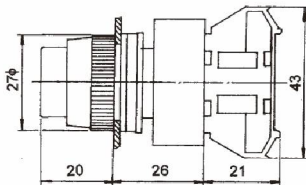
APBL 22-1/O



AEPB 22-1O/C



APBL 22-1/C



ALEPB 22-1/C Emergency stop

