

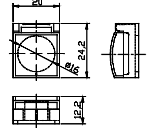


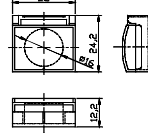




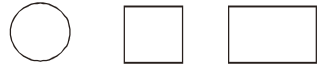

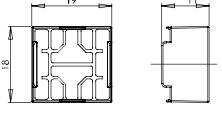












Accessories



Category		Category																																																									
Pilot light lens 	A16 PL-R G Y O W B	A163 Protect cap square  																																																									
Round lens 	A16 GR-R G Y O W B	A164 Protect cap Rectangular  																																																									
square lens 	A16 S-R G Y O W B	A165 Dust-proof cover square 																																																									
Rectangular lens 	A16 T-R G Y O W B	A166 Dust-proof cover Rectangular 																																																									
Marking plate A16-RP A16-SP A16-TP 		A16 - RP - <input type="checkbox"/> A16 - SP - <input type="checkbox"/> A16 - TP - <input type="checkbox"/>																																																									
<table border="1" data-bbox="316 1039 787 1449"> <tbody> <tr> <td>○</td><td>1</td><td>ON</td><td>OFF</td><td>START</td><td>STOP</td><td>UP</td></tr> <tr> <td>01</td><td>02</td><td>03</td><td>04</td><td>05</td><td>06</td><td>07</td></tr> <tr> <td>DOWN</td><td>CLOSE</td><td>AUTO</td><td>HAND</td><td>FWD</td><td>REV</td><td>RESET</td></tr> <tr> <td>08</td><td>09</td><td>10</td><td>11</td><td>12</td><td>13</td><td>14</td></tr> <tr> <td>OPEN</td><td>↑</td><td>0</td><td>1</td><td>2</td><td>3</td><td>4</td></tr> <tr> <td>15</td><td>16</td><td>17</td><td>18</td><td>19</td><td>20</td><td>21</td></tr> <tr> <td>5</td><td>6</td><td>7</td><td>8</td><td>9</td><td>FAST</td><td>SLOW</td></tr> <tr> <td>22</td><td>23</td><td>24</td><td>25</td><td>26</td><td>27</td><td>28</td></tr> </tbody> </table>		○	1	ON	OFF	START	STOP	UP	01	02	03	04	05	06	07	DOWN	CLOSE	AUTO	HAND	FWD	REV	RESET	08	09	10	11	12	13	14	OPEN	↑	0	1	2	3	4	15	16	17	18	19	20	21	5	6	7	8	9	FAST	SLOW	22	23	24	25	26	27	28	A167 Terminal cover for N/O & N/C contact  	
○	1	ON	OFF	START	STOP	UP																																																					
01	02	03	04	05	06	07																																																					
DOWN	CLOSE	AUTO	HAND	FWD	REV	RESET																																																					
08	09	10	11	12	13	14																																																					
OPEN	↑	0	1	2	3	4																																																					
15	16	17	18	19	20	21																																																					
5	6	7	8	9	FAST	SLOW																																																					
22	23	24	25	26	27	28																																																					
		A168 																																																									
		A16-PB-C push button coupler 																																																									
A161 Lamp extractor 	A16-SS-C Selector switch coupler 																																																										
A162 Mounting wrench 	A16-I-C Illuminated push button coupler 																																																										
Contact block 	N/O A16-O 	N/C A16-C 	Illuminated contact support A16-IS 	Contact Support A16-S 