

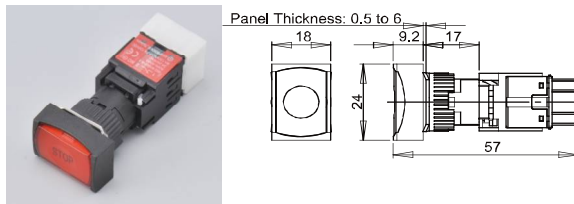
# 16mmø Push button switch



- A16  
①
- R  
②
- M  
③
- S  
④
- 2  
⑤
- R  
⑥

Item	Code	Description
1. Mounting Hole	A16	16mm $\phi$ Series
2. Shape	R	Round
	S	Square
	T	Rectangular
	G	Guard
3. Operation	M	Momentary Push Button
	A	Alternate Push Button
4. Terminal Style	S	Solder Tabs/Quick Connectors
	P	PC Board
5. Contact	1	1 N/O + 1 N/C
	2	2 N/O + 2 N/C
	3	4 N/O
	4	4 N/C
6. Lens Colour	R	Red
	G	Green
	Y	Yellow
	O	Orange
	W	White
	B	Blue

A16 TM  
A16 TA

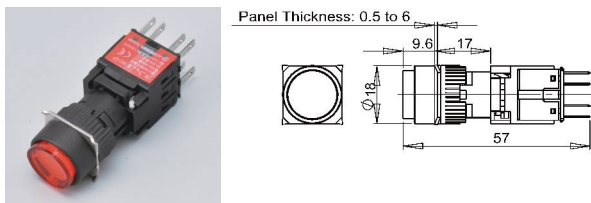


## 16mmø Mushroom Head Type Switches


- A16  
①
- LMB  
②
- S  
③
- 2  
④
- R  
⑤

Item	Code	Description
1. Mounting Hole	A16	16mm $\phi$ Series
2. Shape	LM	26.5 $\phi$ Latching Mushroom Pushbutton
	BLM	32 $\phi$ Latching Mushroom Pushbutton
	LMB	26.5 $\phi$ Latching Mushroom Pushbutton
	BLMB	32 $\phi$ Latching Mushroom Pushbutton
	LMS	Latching Mushroom Pushbutton
	E	Momentary Mushroom Pushbutton
3. Terminal Style	S	Solder Tabs
	P	PC Board
4. Contact	1	1N/C
	2	1 N/O +1 N/C
	3	2 N/C
	4	2 N/O+2N/C
5. Lens Color	R	Red
	G	Green
	Y	Yellow
	O	Orange
	W	White
	B	Blue


A16 RM  
A16 RA



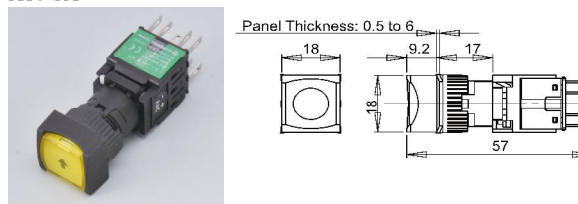
A16 GM  
A16 GA




A16-LM



A16 SM  
A16 SA



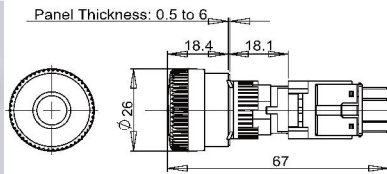
A16-BLM



# 16mmø Mushroom head E-stop switch



A16-E

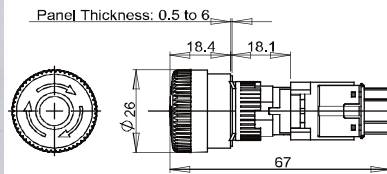


## 16mmø Illuminated Mushroom head type switch

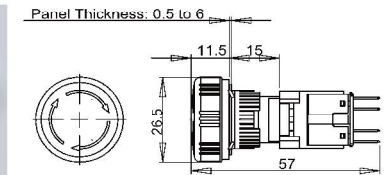
A16	E	S	I	24L	R
①	②	③	④	⑤	⑥

Item	Code	Description
1. Mounting Hole	A16	16mm φ Series
2. Shape	E	Momentary
	LM	Latching
3. Terminal Style	S	Solder Tabs
	P	PC Board
4. Contact	1	1 N/O + 1 N/C
	2	2 N/O + 2 N/C
	3	4N/O
	4	4N/C
5. Lamp & Voltage	12L	12V LED lamp, 25mA DC
	24L	24V LED lamp, 25mA DC
	12I	12V Incandescent, 50mA, AC/DC
	24I	24V/28V Incandescent, 50mA, AC/DC
	1N	110V neon lamp, 1.2mA, AC
	2N	220V neon lamp, 1.2mA, AC
6. Lens colour	R	Red
	G	Green
	Y	Yellow
	O	Orange
	W	White
	B	Blue

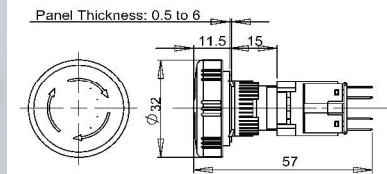
A16-LMS



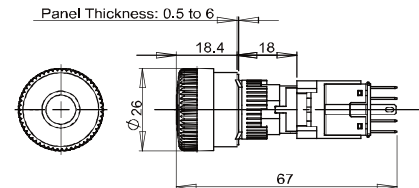
A16-LMB



A16-BLMB



A16-E Illuminated



A16-LM Illuminated

