



















— SETUP GUIDE —

| | | | | | | |
|------|-----------------|-----------------|------------|------------|----------------|-----------------|
| KEY: | No riser needed | 1/16" Shock Pad | 1/8" riser | 1/4" riser | Bushing change | Not Recommended |
|------|-----------------|-----------------|------------|------------|----------------|-----------------|

| SETUP GUIDE | |  |  |  |  |  |  |  |  |  |  |  |  | |
|---|-------------------------------|---|---|--|---|---|---|---|---|---|---|---|---|------------|
| DECK | TRUCK | 80mm Kegel | 75mm In Heat | 75mm Durian | 73mm The Cage | 72.5mm Moronga | 70mm 4President | 70mm Stimulus | 69mm The Kilmer | 66mm The Keanu | 65mm Fat Free | 62mm Skiffs | 58mm Onsens | |
|  | Paris 180mm, 50° (outer WB) | | 1/4" riser | 1/4" riser | 1/8" riser | 1/8" riser | 1/16" SP | 1/16" SP | 1/16" SP | 1/16" SP | 1/16" SP | 1/16" SP | 1/16" SP | |
| | Paris 180mm, 43° (outer WB) | | | | | | 1/4" riser | 1/4" riser | 1/4" riser | 1/8" riser | 1/8" riser | 1/8" riser | 1/16" SP | |
| | Caliber 10°, 50° (outer WB) | | | | | | 1/4" riser | 1/4" riser | 1/4" riser | 1/8" riser | 1/8" riser | 1/16" SP | 1/16" SP | |
| | Caliber 10°, 44° (outer WB) | | | | | | 1/4" riser | 1/4" riser | 1/4" riser | 1/8" riser | 1/8" riser | 1/16" SP | 1/16" SP | |
| | Bear 180mm, 52° (outer WB) | | 1/8" riser | 1/8" riser | 1/8" riser | 1/8" riser | 1/16" SP | 1/16" SP | 1/16" SP | 1/16" SP | 1/16" SP | 1/16" SP | 1/16" SP | |
| | Indy 159 (inner WB) | | | | | | | | | | 1/4" riser | 1/4" riser | | |
| | Indy 169 (inner WB) | | | | | | | | | | | | 1/8" riser | 1/8" riser |
| | Paris 165mm, 50° (inner WB) | 1/16" SP | 1/16" SP | 1/16" SP | 1/16" SP | 1/16" SP | 1/16" SP | 1/16" SP | 1/16" SP | 1/16" SP | 1/16" SP | 1/16" SP | 1/16" SP | 1/16" SP |
| Paris 165mm, 43° (inner WB) | 1/8" riser | 1/8" riser | 1/8" riser | 1/16" SP | 1/16" SP | 1/16" SP | 1/16" SP | 1/16" SP | 1/16" SP | 1/16" SP | 1/16" SP | 1/16" SP | 1/16" SP | |
|  | Paris 150mm, 50° | 1/16" SP | 1/16" SP | 1/16" SP | 1/16" SP | 1/16" SP | 1/16" SP | 1/16" SP | 1/16" SP | 1/16" SP | 1/16" SP | 1/16" SP | | |
| | Paris 165mm, 50° | 1/16" SP | 1/16" SP | 1/16" SP | 1/16" SP | 1/16" SP | 1/16" SP | 1/16" SP | 1/16" SP | 1/16" SP | 1/16" SP | 1/16" SP | 1/16" SP | |
| | Paris 165mm, 43° | 1/8" riser | 1/8" riser | 1/8" riser | 1/16" SP | 1/16" SP | 1/16" SP | 1/16" SP | 1/16" SP | 1/16" SP | 1/16" SP | 1/16" SP | 1/16" SP | |
| | Paris 180mm, 50° | Bushing change | 1/16" SP | 1/16" SP | 1/16" SP | 1/16" SP | 1/16" SP | 1/16" SP | 1/16" SP | 1/16" SP | 1/16" SP | 1/16" SP | 1/16" SP | |
| | Carver CX.4 / C2.4 | | | | | | 1/16" SP | 1/16" SP | 1/16" SP | 1/16" SP | 1/16" SP | | | |
|  | Paris 180mm, 50° | Bushing change | Bushing change | 1/16" SP | 1/16" SP | 1/16" SP | 1/16" SP | 1/16" SP | 1/16" SP | 1/16" SP | 1/16" SP | 1/16" SP | | |
| | Caliber 10°, 50° | | | | | | | 1/16" SP | 1/16" SP | 1/16" SP | 1/16" SP | 1/16" SP | | |
| | Bear 180mm, 52° | 1/16" SP | 1/16" SP | 1/16" SP | 1/16" SP | 1/16" SP | 1/16" SP | 1/16" SP | 1/16" SP | 1/16" SP | 1/16" SP | 1/16" SP | | |
| | Paris 165mm, 50° | | | | | | | No riser | | No riser | No riser | No riser | No riser | |
|  | Paris 180mm, 50° (inner WB) | 1/8" riser | 1/8" riser | 1/16" SP | 1/16" SP | 1/16" SP | 1/16" SP | 1/16" SP | 1/16" SP | 1/16" SP | 1/16" SP | 1/16" SP | | |
| | Bear 180mm, 52° (inner WB) | 1/8" riser | 1/8" riser | 1/16" SP | 1/16" SP | 1/16" SP | 1/16" SP | 1/16" SP | 1/16" SP | 1/16" SP | 1/16" SP | 1/16" SP | | |
|  | Paris 180mm, 50° (inner WB) | 1/8" riser | 1/8" riser | 1/16" SP | 1/16" SP | 1/16" SP | 1/16" SP | 1/16" SP | 1/16" SP | 1/16" SP | 1/16" SP | 1/16" SP | | |
| | Paris 180mm, 43° (inner WB) | Bushing change | 1/4" riser | 1/4" riser | 1/4" riser | 1/4" riser | 1/4" riser | 1/4" riser | 1/4" riser | 1/8" riser | 1/8" riser | 1/8" riser | | |
| | Caliber 10°, 50° (outer WB) | 1/8" riser | 1/8" riser | 1/8" riser | 1/8" riser | 1/16" SP | 1/16" SP | 1/16" SP | 1/16" SP | 1/16" SP | 1/16" SP | 1/16" SP | | |
| | Caliber 10°, 44° (outer WB) | | 1/4" riser | 1/4" riser | 1/4" riser | 1/4" riser | 1/8" riser | 1/8" riser | 1/8" riser | 1/16" SP | 1/16" SP | 1/16" SP | | |
| | Bear 180mm, 52° (either WB) | 1/8" riser | 1/16" SP | 1/16" SP | 1/16" SP | 1/16" SP | 1/16" SP | 1/16" SP | 1/16" SP | 1/16" SP | 1/16" SP | 1/16" SP | | |
| | Ronin 180mm, 42.5° (inner WB) | Bushing change | 1/4" riser | 1/4" riser | 1/4" riser | 1/4" riser | 1/4" riser | 1/4" riser | 1/4" riser | 1/8" riser | 1/8" riser | 1/16" SP | | |
| | Atlas 180mm, 48° (outer WB) | Bushing change | 1/4" riser | 1/4" riser | 1/4" riser | 1/4" riser | 1/4" riser | 1/4" riser | 1/4" riser | 1/8" riser | 1/8" riser | 1/8" riser | | |
| | Paris 165mm, 50° (inner WB) | 1/16" SP | 1/16" SP | 1/16" SP | 1/16" SP | 1/16" SP | 1/16" SP | 1/16" SP | 1/16" SP | 1/16" SP | 1/16" SP | 1/16" SP | 1/16" SP | |
|  | Paris 180mm, 50° | No riser | No riser | No riser | No riser | No riser | No riser | No riser | No riser | No riser | No riser | | | |
| | Caliber 10°, 50° | 1/8" riser | No riser | No riser | No riser | No riser | No riser | No riser | No riser | No riser | No riser | | | |
| | Bear 180mm, 52° | No riser | No riser | No riser | No riser | No riser | No riser | No riser | No riser | No riser | No riser | | | |

Note: Recommendations are based on an "average" rider weight of 150-200 lbs, stock bushings, and neutral kingpin tightness (no slop or excessive bushing preload). Compatibility and wheel clearance may vary for heavier riders or extremely loose truck settings. Always check for wheelbite and make any necessary adjustments before riding a new or modified setup!

No Wheelbite Bushing Setup for 80mm+ Wheels (Using Nipple Bushings on a Drop-Through Deck)

