

## JUPITER DOWNLIGHT SERIES CCT SELECTABLE



### Description

The **Jupiter** is a modern LED downlight with the latest generation of COB LEDs.

It has a subtle way of displaying important areas. It is applicable to art galleries, shop windows, and museums.

The product is easily tilted for beam direction change.

The housing is made of extruded aluminum and is powder coated.

Available in white (RAL 9003), black (RAL 9005) and Grey aluminum (RAL 9006) colors.

Reflector is specular silver anodized aluminum that can be easily and manually replaced.

The led driver is included and external to the fixture.

Clear glass Lens (Standard) and Frosted glass Lens (Optional) are available.

The lumen output is based on 3000K  
CRI >90

### Jupiter Available in 6" (20W/30W CCT Selectable)

The Driver of Jupiter Downlight is remote.


For complete installation instructions, please refer to our installation guide.

### Available Downlight Platform

DPR2 - Downlight Platform Round 2

### Certifications and Warranty

CE and cETL with 5 year Limited warranty



# JUPITER – 6" 20W/30W (CCT Selectable)



## Downlights



Product Information	20W	30W
Installation:	Recessed	
Material:	Aluminum	
Finish:	Powder coat	
System power (W):	20	30
Fixture lumen output (lm):	1800	2700
System effic ency (lm/W):	90	
LED driver:	External	

### Light source information

LED typology:	COB	
LED power consumption (W):	20	30
Lumen output 3000K CRI 80 (lm):	2400	36000
LED effic ency (lm/W):	120	120

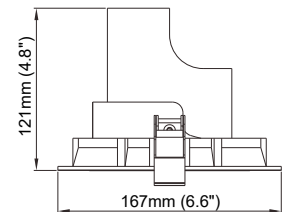
### Packaging

Net weight lamp (kg/lb):	1.10 / 2.43	1.10 / 2.43
Gross weight carton (kg/lb):	14.20 / 31.31	14.20 / 31.31
Master carton dimensions (mm/in):	615x415x360 / 24.2x16.34x14.17	
Quantity per carton:	12	12



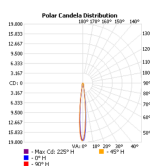
### Code composition

Series	Model	Size	Wattage-Lumens	Optics	CCT
DL Downlight	JUP Jupiter	6 6"	20W-18L 20W-1800lm	15 15D 45 45D 60 60D	CCTS 3000K 3500K 4000K Selectable

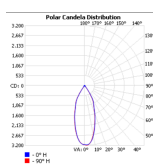


CRI	Voltage	Dimming	Finish	Lens	Accessories
90	90+ UNV 120-277V	D 0-10V Dimming	WH White BK Black GR Grey	CL Clear (Standard) FR Frosted (Optional)	NA No Accessories DPR2 Downlight Platform Round 2

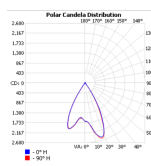
20W-15D-3000K-CRI90



20W-45D-3000K-CRI90

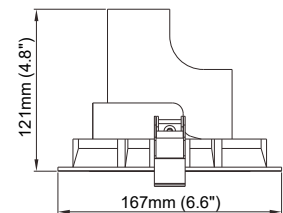


20W-60D-3000K-CRI90



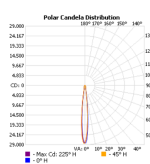
### Code composition

Series	Model	Size	Wattage-Lumens	Optics	CCT
DL Downlight	JUP Jupiter	6 6"	30W-27L 30W-2700lm	15 15D 45 45D 60 60D	CCTS 3000K 3500K 4000K Selectable

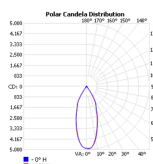


CRI	Voltage	Dimming	Finish	Lens	Accessories
90	90+ UNV 120-277V	D 0-10V Dimming	WH White BK Black GR Grey	CL Clear (Standard) FR Frosted (Optional)	NA No Accessories DPR2 Downlight Platform Round 2

30W-15D-3000K-CRI90



30W-45D-3000K-CRI90



30W-60D-3000K-CRI90

