

# STEALTH SERIES



## Description

The **Stealth** series is a high performance low profile LED area light that provides uniform illumination to walkways, parking lots, roadways, building areas and security applications.

With a beautiful slimline design along with one of the highest lumen packages on the market today, this versatile fixture can be used as a floodlight or an area light. Also includes multitude of mounting options and accessories.

Standard finish is RAL#8040 Dark Bronze.

## Electrical Specifications

Available Wattages: 60W, 100W, 150W, 200W, 300W, 400W,  
Lumen Maintenance @L70:>50,000 hours

Power Factor: >0.95

CRI: 70Ra

Surge Protection: 2kV (60 Watt)

4kV (100 Watt)

10kV (200-400 Watt)

Working Temperature: -30 to 45 degrees Celsius /  
-22 to 113 degrees Fahrenheit

Storage Temperature: -40 to 80 degrees Celsius /  
-40 to 176 degrees Fahrenheit

Available Voltages: 100-277VAC and 200-480VAC

## Certifications and Warranty

CE, cUL, FCC and DLC listed with 6 year warranty

### Mounting options

Arm



Wall Mount Arm



Slip Fitter



Trunnion



### Accessories (Not available with Trunnion)

Photocell



| Power | Beam Angle (50%) | BUG Rating |
|-------|------------------|------------|
| 60W   | T2               | B2-U0-G2   |
| 100W  | T2               | B3-U0-G2   |
| 150W  | T2               | B3-U0-G3   |
| 200W  | T2               | B4-U0-G3   |
| 300W  | T2               | B5-U0-G4   |
| 400W  | T2               | B5-U0-G5   |
| 100W  | T2               | B3-U0-G2   |
| 150W  | T2               | B3-U0-G3   |
| 200W  | T2               | B4-U0-G3   |
| 300W  | T2               | B5-U0-G4   |
| 400W  | T2               | B5-U0-G5   |
| 60W   | T3               | B2-U0-G2   |
| 100W  | T3               | B3-U0-G2   |
| 150W  | T3               | B3-U0-G3   |
| 200W  | T3               | B4-U0-G3   |
| 300W  | T3               | B4-U0-G4   |
| 400W  | T3               | B5-U0-G5   |
| 100W  | T3               | B2-U0-G2   |
| 150W  | T3               | B3-U0-G3   |
| 200W  | T3               | B3-U0-G3   |
| 300W  | T3               | B5-U0-G5   |
| 400W  | T3               | B5-U0-G5   |

| Power | Beam Angle (50%) | BUG Rating |
|-------|------------------|------------|
| 60W   | T4               | B2-U0-G1   |
| 100W  | T4               | B2-U0-G1   |
| 150W  | T4               | B3-U0-G2   |
| 200W  | T4               | B3-U0-G2   |
| 300W  | T4               | B4-U0-G3   |
| 400W  | T4               | B5-U0-G4   |
| 100W  | T4               | B2-U0-G1   |
| 150W  | T4               | B3-U0-G2   |
| 200W  | T4               | B3-U0-G2   |
| 300W  | T4               | B4-U0-G3   |
| 400W  | T4               | B5-U0-G4   |
| 60W   | T5               | B3-U0-G3   |
| 100W  | T5               | B3-U0-G3   |
| 150W  | T5               | B4-U0-G4   |
| 200W  | T5               | B4-U0-G4   |
| 300W  | T5               | B5-U0-G3   |
| 400W  | T5               | B5-U0-G3   |
| 100W  | T5               | B3-U0-G3   |
| 150W  | T5               | B4-U0-G4   |
| 200W  | T5               | B4-U0-G4   |
| 300W  | T5               | B5-U0-G3   |
| 400W  | T5               | B5-U0-G3   |

# STEALTH 60W



## Product Information

**60W**

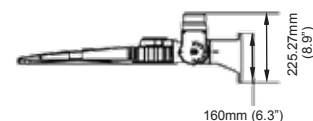
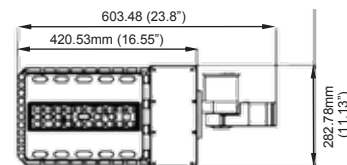
|                            |   |
|----------------------------|---|
| Installation:              | Arm, Wall Mount Arm, Slip Fitter and Trunnion |
| Material:                  | Aluminum                                      |
| Finish:                    | Powder coat                                   |
| System power (W):          | 60  |
| Fixture lumen output (lm): | 8400  |
| System efficiency (lm/W):  | 140   |
| LED engine:                | Lumileds                                      |

## Packaging

|                                   |                             |
|-----------------------------------|-----------------------------|
| Net weight lamp (kg/lb):          | 5.00 / 11.02                |
| Gross weight carton (kg/lb):      | 5.50 / 12.12                |
| Master carton dimensions (mm/in): | 570x350x150 / 22.4x13.8x5.9 |
| Quantity per carton:              | 1                           |

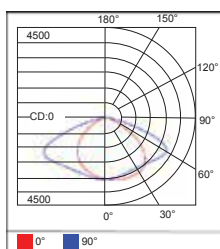
## Code composition

| Series | Model      | Mounting                  | Wattage-Lumens            | Optics             |
|--------|------------|---------------------------|---------------------------|--------------------|
| AL     | Area Light | ST Stealth                | <b>60W-84L</b> 60W-8400lm | <b>T2</b> TYPE II  |
|        |            | <b>WAR</b> Wall Mount Arm |                           | <b>T3</b> TYPE III |
|        |            | <b>SF</b> Slip Fitter     |                           | <b>T4</b> TYPE IV  |
|        |            | <b>TRN</b> Trunnion       |                           | <b>T5</b> TYPE V   |

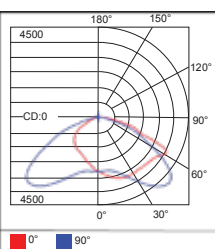


| CCT              | CRI           | Voltage             | Dimming                | Finish                                    | Accessories                                       |
|------------------|---------------|---------------------|------------------------|---|---|
| <b>30K</b> 3000K | <b>70</b> 70+ | <b>UNV</b> 120-277V | <b>D</b> 0-10V Dimming | <b>DB</b> RAL#8040 Dark Bronze (Standard) | <b>NA</b> No Accessories                          |
| <b>40K</b> 4000K |               |                     |                        | <b>WH</b> White                           | <b>SS</b> Side Shield (3 in 1)                    |
| <b>50K</b> 5000K |               |                     |                        | <b>BK</b> Black                           | <b>PC</b> Photocell (Not available with Trunnion) |
|                  |               |                     |                        |   | <b>SPD20</b> 20KV SPD                             |
|                  |               |                     |                        |   | <b>OS</b> Microwave Occupancy Sensor (UNV Only)   |
|                  |               |                     |                        |   | <b>PIR</b> PIR Occupancy Sensor (UNV Only)        |

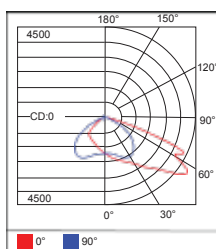
60W-T2-000K-CRI70



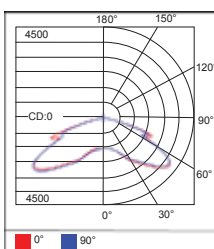
60W-T3-4000K-CRI70



60W-T4-4000K-CRI70



60W-T5-4000K-CRI70



# STEALTH 100W



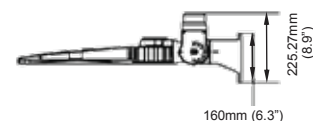
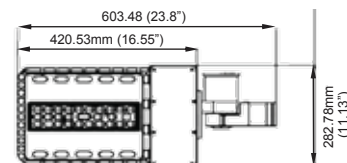
## Product Information

**100W**

|                            |   |
|----------------------------|---|
| Installation:              | Arm, Wall Mount Arm, Slip Fitter and Trunnion |
| Material:                  | Aluminum                                      |
| Finish:                    | Powder coat                                   |
| System power (W):          | 100   |
| Fixture lumen output (lm): | 14000   |
| System efficiency (lm/W):  | 140   |
| LED engine:                | Lumileds                                      |

## Packaging

|                                   |                             |
|-----------------------------------|-----------------------------|
| Net weight lamp (kg/lb):          | 5.00 / 11.02                |
| Gross weight carton (kg/lb):      | 5.70 / 12.57                |
| Master carton dimensions (mm/in): | 570x350x150 / 22.4x13.8x5.9 |
| Quantity per carton:              | 1                           |




## Code composition

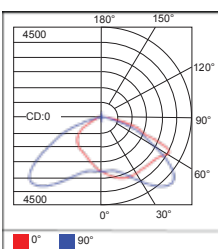
| Series | Model      | Mounting           | Wattage-Lumens         | Optics      |
|--------|------------|--------------------|------------------------|-------------|
| AL     | Area Light | ST Stealth         | 100W-140L 100W-14000lm | T2 TYPE II  |
|        |            | WAR Wall Mount Arm |                        | T3 TYPE III |
|        |            | SF Slip Fitter     |                        | T4 TYPE IV  |
|        |            | TRN Trunnion       |                        | T5 TYPE V   |

| CCT | CRI   | Voltage             | Dimming         | Finish                             | Accessories                                |
|-----|-------|---------------------|-----------------|------------------------------------|--|
| 30K | 3000K | 70 70+ UNV 120-277V | D 0-10V Dimming | DB RAL#8040 Dark Bronze (Standard) | NA No Accessories                          |
| 40K | 4000K | HV 277-480V         |                 | WH White                           | SS Side Shield (3 in 1)                    |
| 50K | 5000K |                     |                 | BK Black                           | PC Photocell (Not available with Trunnion) |
|     |       |                     |                 |                                    | SPD20 20KV SPD                             |
|     |       |                     |                 |                                    | OS Microwave Occupancy Sensor (UNV Only)   |
|     |       |                     |                 |                                    | PIR PIR Occupancy Sensor (UNV Only)        |

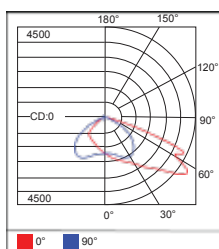
100W-T2-000K-CRI70



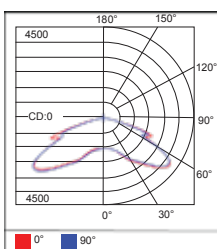
100W-T3-4000K-CRI70



100W-T4-4000K-CRI70



100W-T5-4000K-CRI70



# STEALTH 150W



## Product Information

**150W**

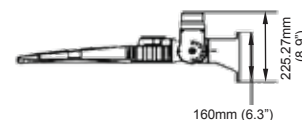
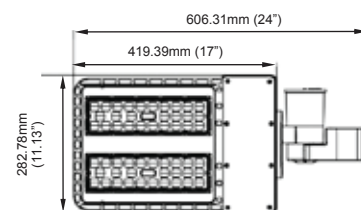
|                            |   |
|----------------------------|---|
| Installation:              | Arm, Wall Mount Arm, Slip Fitter and Trunnion |
| Material:                  | Aluminum                                      |
| Finish:                    | Powder coat                                   |
| System power (W):          | 150W  |
| Fixture lumen output (lm): | 21000   |
| System efficiency (lm/W):  | 140   |
| LED engine:                | Lumileds                                      |

## Packaging

|                                   |                             |
|-----------------------------------|-----------------------------|
| Net weight lamp (kg/lb):          | 6.10 / 13.44                |
| Gross weight carton (kg/lb):      | 6.90 / 15.21                |
| Master carton dimensions (mm/in): | 570x350x150 / 22.4x13.8x5.9 |
| Quantity per carton:              | 1                           |

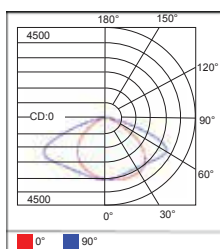
## Code composition

| Series | Model      | Mounting           | Wattage-Lumens         | Optics      |
|--------|------------|--------------------|------------------------|-------------|
| AL     | Area Light | ST Stealth         | 150W-210L 150W-21000lm | T2 TYPE II  |
|        |            | WAR Wall Mount Arm |                        | T3 TYPE III |
|        |            | SF Slip Fitter     |                        | T4 TYPE IV  |
|        |            | TRN Trunnion       |                        | T5 TYPE V   |

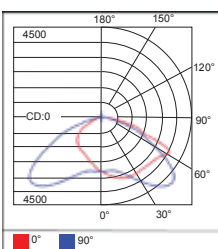


| CCT | CRI   | Voltage             | Dimming         | Finish                             | Accessories                                |
|-----|-------|---------------------|-----------------|------------------------------------|--|
| 30K | 3000K | 70 70+ UNV 120-277V | D 0-10V Dimming | DB RAL#8040 Dark Bronze (Standard) | NA No Accessories                          |
| 40K | 4000K | HV 277-480V         |                 | WH White                           | SS Side Shield (3 in 1)                    |
| 50K | 5000K |                     |                 | BK Black                           | PC Photocell (Not available with Trunnion) |
|     |       |                     |                 |                                    | SPD20 20KV SPD                             |
|     |       |                     |                 |                                    | OS Microwave Occupancy Sensor (UNV Only)   |
|     |       |                     |                 |                                    | PIR PIR Occupancy Sensor (UNV Only)        |

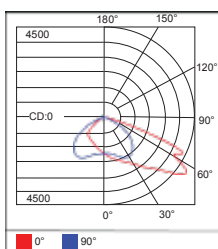
150W-T2-000K-CRI70



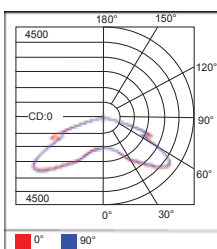
150W-T3-4000K-CRI70



150W-T4-4000K-CRI70



150W-T5-4000K-CRI70



# STEALTH 200W



## Product Information

**200W**

|                            |   |
|----------------------------|---|
| Installation:              | Arm, Wall Mount Arm, Slip Fitter and Trunnion |
| Material:                  | Aluminum                                      |
| Finish:                    | Powder coat                                   |
| System power (W):          | 200W  |
| Fixture lumen output (lm): | 28000lm                                       |
| System efficiency (lm/W):  | 140   |
| LED engine:                | Lumileds                                      |

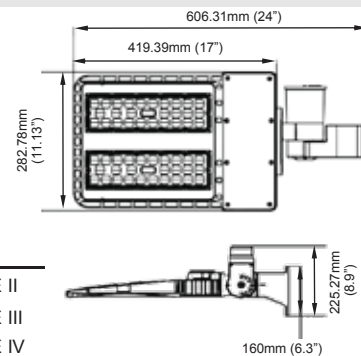


## Packaging

|                                   |                             |
|-----------------------------------|-----------------------------|
| Net weight lamp (kg/lb):          | 7.50 / 16.53                |
| Gross weight carton (kg/lb):      | 8.50 / 18.74                |
| Master carton dimensions (mm/in): | 570x350x150 / 22.4x13.8x5.9 |
| Quantity per carton:              | 1                           |


## Code composition

| Series | Model      | Mounting           | Wattage-Lumens         | Optics      |
|--------|------------|--------------------|------------------------|-------------|
| AL     | Area Light | ST Stealth         | 200W-280L 200W-28000lm | T2 TYPE II  |
|        |            | WAR Wall Mount Arm |                        | T3 TYPE III |
|        |            | SF Slip Fitter     |                        | T4 TYPE IV  |
|        |            | TRN Trunnion       |                        | T5 TYPE V   |

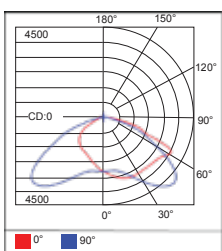


| CCT | CRI   | Voltage             | Dimming         | Finish                             | Accessories                                |
|-----|-------|---------------------|-----------------|------------------------------------|--|
| 30K | 3000K | 70 70+ UNV 120-277V | D 0-10V Dimming | DB RAL#8040 Dark Bronze (Standard) | NA No Accessories                          |
| 40K | 4000K | HV 277-480V         |                 | WH White                           | SS Side Shield (3 in 1)                    |
| 50K | 5000K |                     |                 | BK Black                           | PC Photocell (Not available with Trunnion) |
|     |       |                     |                 |                                    | SPD20 20KV SPD                             |
|     |       |                     |                 |                                    | OS Microwave Occupancy Sensor (UNV Only)   |
|     |       |                     |                 |                                    | PIR PIR Occupancy Sensor (UNV Only)        |

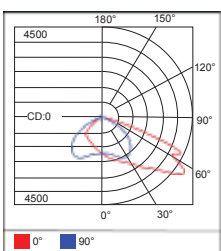
200W-T2-000K-CRI70



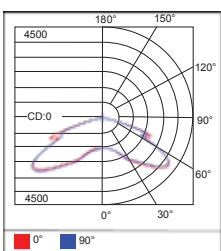
200W-T3-4000K-CRI70



200W-T4-4000K-CRI70



200W-T5-4000K-CRI70



# STEALTH 300W



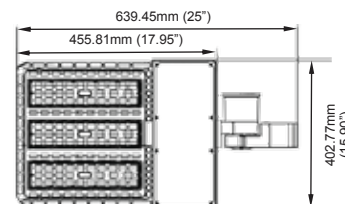
## Product Information

**300W**

|                            |   |
|----------------------------|---|
| Installation:              | Arm, Wall Mount Arm, Slip Fitter and Trunnion |
| Material:                  | Aluminum                                      |
| Finish:                    | Powder coat                                   |
| System power (W):          | 300W  |
| Fixture lumen output (lm): | 42000   |
| System efficiency (lm/W):  | 140   |
| LED engine:                | Lumileds                                      |

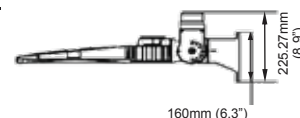
## Packaging

|                                   |                             |
|-----------------------------------|-----------------------------|
| Net weight lamp (kg/lb):          | 11.10 / 24.47               |
| Gross weight carton (kg/lb):      | 12.20 / 26.90               |
| Master carton dimensions (mm/in): | 600x470x160 / 23.6x18.5x6.3 |
| Quantity per carton:              | 1                           |




## Code composition

| Series | Model      | Mounting           | Wattage-Lumens         | Optics      |
|--------|------------|--------------------|------------------------|-------------|
| AL     | Area Light | ST Stealth         | 300W-420L 300W-42000lm | T2 TYPE II  |
|        |            | WAR Wall Mount Arm |                        | T3 TYPE III |
|        |            | SF Slip Fitter     |                        | T4 TYPE IV  |
|        |            | TRN Trunnion       |                        | T5 TYPE V   |

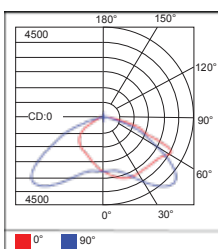


| CCT | CRI   | Voltage             | Dimming         | Finish                             | Accessories                                |
|-----|-------|---------------------|-----------------|------------------------------------|--|
| 30K | 3000K | 70 70+ UNV 120-277V | D 0-10V Dimming | DB RAL#8040 Dark Bronze (Standard) | NA No Accessories                          |
| 40K | 4000K | HV 277-480V         |                 | WH White                           | SS Side Shield (3 in 1)                    |
| 50K | 5000K |                     |                 | BK Black                           | PC Photocell (Not available with Trunnion) |
|     |       |                     |                 |                                    | SPD20 20KV SPD                             |
|     |       |                     |                 |                                    | OS Microwave Occupancy Sensor (UNV Only)   |
|     |       |                     |                 |                                    | PIR PIR Occupancy Sensor (UNV Only)        |

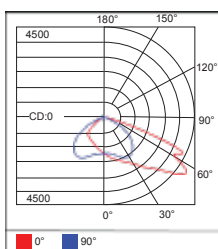
300W-T2-000K-CRI70



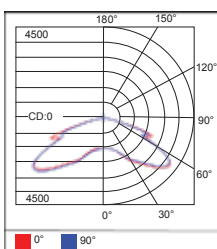
300W-T3-4000K-CRI70



300W-T4-4000K-CRI70



300W-T5-4000K-CRI70



# STEALTH 400W



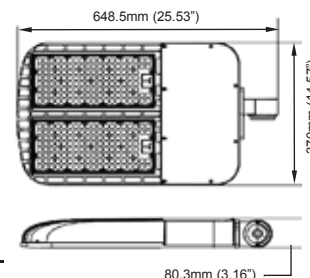
## Product Information

**400W**

|                            |   |
|----------------------------|---|
| Installation:              | Arm, Wall Mount Arm, Slip Fitter and Trunnion |
| Material:                  | Aluminum                                      |
| Finish:                    | Powder coat                                   |
| System power (W):          | 400W  |
| Fixture lumen output (lm): | 56000m  |
| System efficiency (lm/W):  | 140   |
| LED engine:                | Lumileds                                      |

## Packaging

|                                   |                             |
|-----------------------------------|-----------------------------|
| Net weight lamp (kg/lb):          | 11.70 / 25.79               |
| Gross weight carton (kg/lb):      | 14.00 / 30.86               |
| Master carton dimensions (mm/in): | 670x490x180 / 26.4x19.3x7.1 |
| Quantity per carton:              | 1                           |




## Code composition

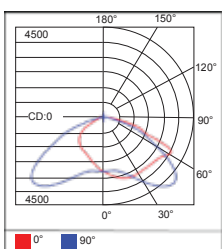
| Series | Model      | Mounting           | Wattage-Lumens                | Optics      |
|--------|------------|--------------------|-------------------------------|-------------|
| AL     | Area Light | ST Stealth         | <b>400W-560L</b> 400W-56000lm | T2 TYPE II  |
|        |            | WAR Wall Mount Arm |                               | T3 TYPE III |
|        |            | SF Slip Fitter     |                               | T4 TYPE IV  |
|        |            | TRN Trunnion       |                               | T5 TYPE V   |

| CCT | CRI   | Voltage             | Dimming         | Finish                             | Accessories                                |
|-----|-------|---------------------|-----------------|------------------------------------|--|
| 30K | 3000K | 70 70+ UNV 120-277V | D 0-10V Dimming | DB RAL#8040 Dark Bronze (Standard) | NA No Accessories                          |
| 40K | 4000K | HV 277-480V         |                 | WH White                           | PC Photocell (Not available with Trunnion) |
| 50K | 5000K |                     |                 | BK Black                           | SPD20 20KV SPD                             |
|     |       |                     |                 |                                    | OS Microwave Occupancy Sensor (UNV Only)   |
|     |       |                     |                 |                                    | PIR PIR Occupancy Sensor (UNV Only)        |

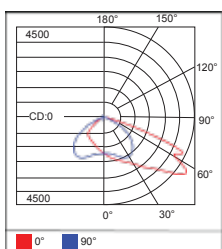
400W-T2-000K-CRI70



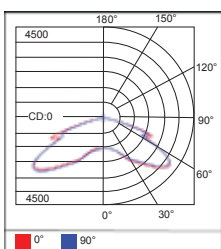
400W-T3-4000K-CRI70



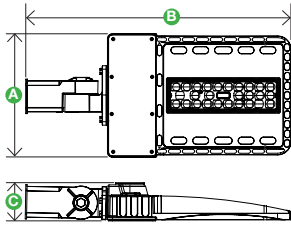
400W-T4-4000K-CRI70



400W-T5-4000K-CRI70

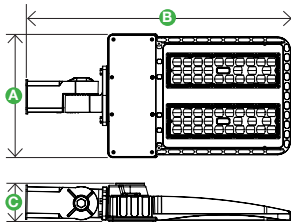


**DIMENSIONS / EPA DETAILS**



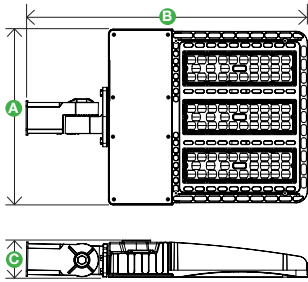
A-11.15" x B-23.92" x C-3.35"

| 60W / 100W    |                      | GROSS WEIGHT         |                      | BOX DIMENSION           |                      |                      |
|---------------|----------------------|----------------------|----------------------|-------------------------|----------------------|----------------------|
|               |                      | 12 lbs               |                      | 22.44" x 13.78" x 5.91" |                      |                      |
| CONFIGURATION |                      |                      |                      |                         |                      |                      |
| EPA           | 0.64 ft <sup>2</sup> | 1.28 ft <sup>2</sup> | 1.03 ft <sup>2</sup> | 1.66 ft <sup>2</sup>    | 1.55 ft <sup>2</sup> | 2.06 ft <sup>2</sup> |
| NET WEIGHT    | 9.9 lbs              | 19.8 lbs             | 19.8 lbs             | 29.7 lbs                | 29.7 lbs             | 39.6 lbs             |



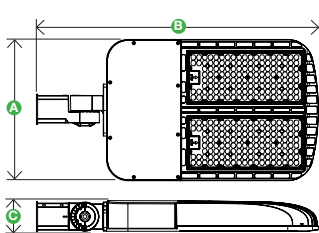
A-11.15" x B-23.4" x C-3.35"

| 150W / 200W   |                      | GROSS WEIGHT         |                      | BOX DIMENSION           |                      |                      |
|---------------|----------------------|----------------------|----------------------|-------------------------|----------------------|----------------------|
|               |                      | 18 lbs               |                      | 22.44" x 13.78" x 5.91" |                      |                      |
| CONFIGURATION |                      |                      |                      |                         |                      |                      |
| EPA           | 0.65 ft <sup>2</sup> | 1.30 ft <sup>2</sup> | 1.04 ft <sup>2</sup> | 1.69 ft <sup>2</sup>    | 1.56 ft <sup>2</sup> | 2.08 ft <sup>2</sup> |
| NET WEIGHT    | 16.6 lbs             | 33.2 lbs             | 33.2 lbs             | 49.8 lbs                | 49.8 lbs             | 66.4 lbs             |



A-15.85" x B-25.35" x C-3.35"

| 300W          |                      | GROSS WEIGHT         |                      | BOX DIMENSION         |                      |                      |
|---------------|----------------------|----------------------|----------------------|-----------------------|----------------------|----------------------|
|               |                      | 27 lbs               |                      | 23.62" x 18.5" x 6.3" |                      |                      |
| CONFIGURATION |                      |                      |                      |                       |                      |                      |
| EPA           | 0.68 ft <sup>2</sup> | 1.36 ft <sup>2</sup> | 1.09 ft <sup>2</sup> | 1.77 ft <sup>2</sup>  | 1.64 ft <sup>2</sup> | 2.18 ft <sup>2</sup> |
| NET WEIGHT    | 25.4 lbs             | 50.8 lbs             | 50.8 lbs             | 76.2 lbs              | 76.2 lbs             | 101.6 lbs            |



A-14.57" x B-25.53" x C-3.16"

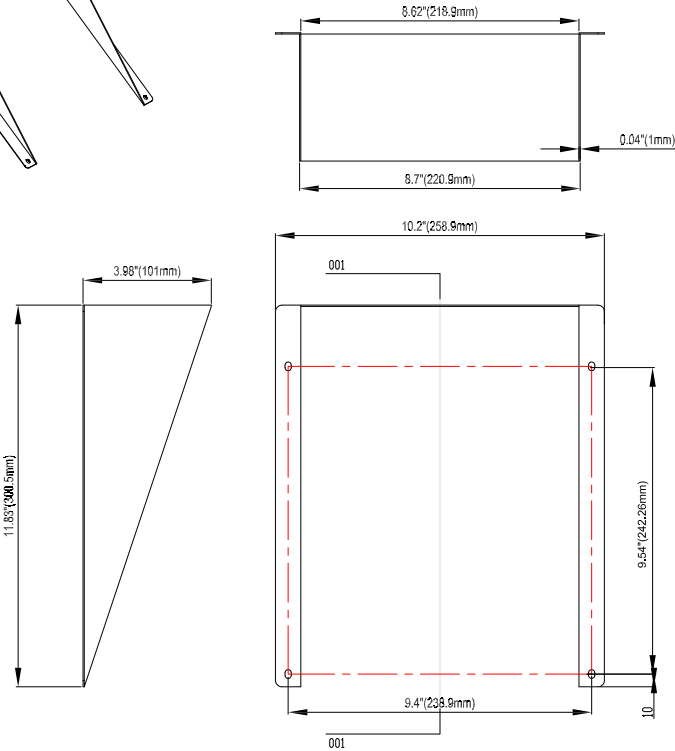
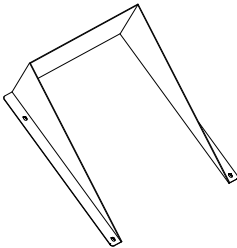
| 400W          |                      | GROSS WEIGHT         |                      | BOX DIMENSION          |                      |                      |
|---------------|----------------------|----------------------|----------------------|------------------------|----------------------|----------------------|
|               |                      | 23 lbs               |                      | 28.74" x 17.32" x 6.1" |                      |                      |
| CONFIGURATION |                      |                      |                      |                        |                      |                      |
| EPA           | 0.86 ft <sup>2</sup> | 1.72 ft <sup>2</sup> | 1.38 ft <sup>2</sup> | 2.24 ft <sup>2</sup>   | 2.10 ft <sup>2</sup> | 2.76 ft <sup>2</sup> |
| NET WEIGHT    | 21.4 lbs             | 42.8 lbs             | 42.8 lbs             | 64.2 lbs               | 64.2 lbs             | 85.6 lbs             |



SIDE VIEW



3-IN-1 SHIELD 60-200W

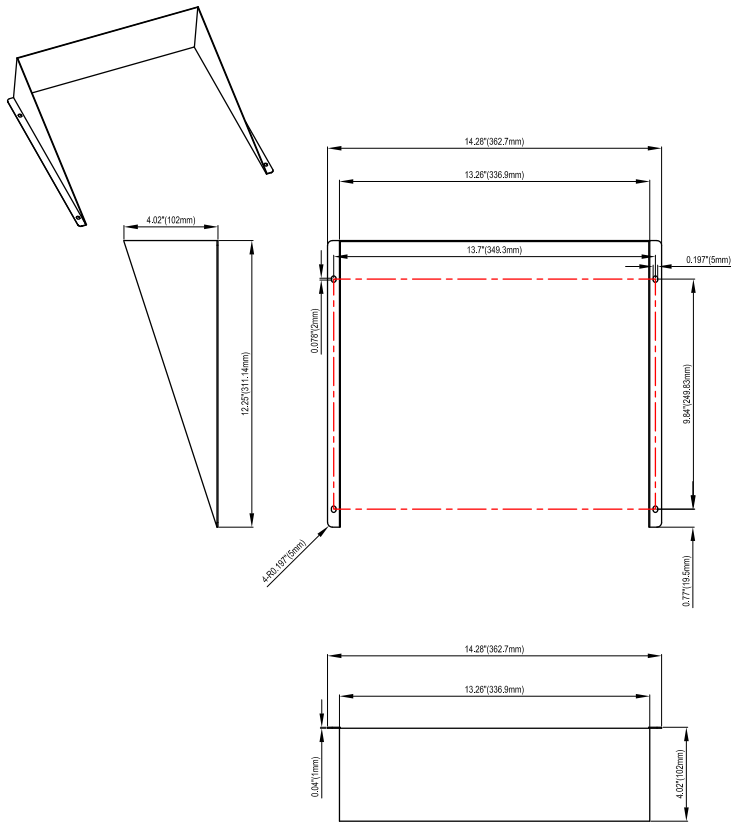


Installation Instructions for Shielding

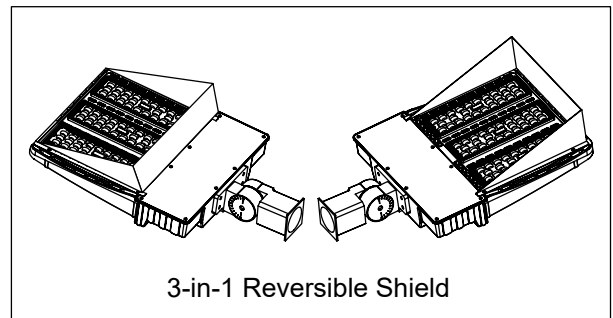
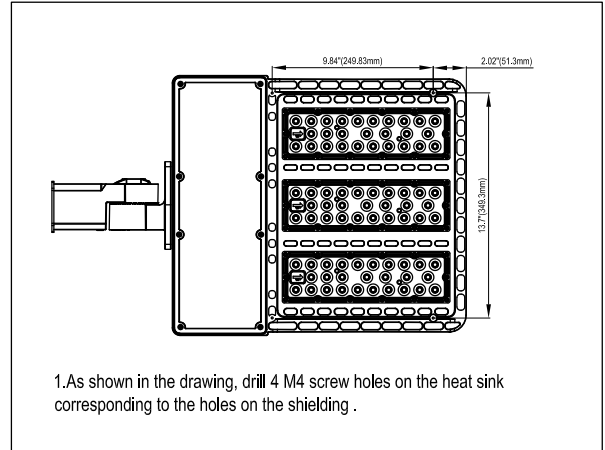
Diagram showing the shield's internal layout with dimensions: 9.54" (242.26mm) and 2.32" (58.9mm) for the top section, and 9.4" (238.9mm) for the bottom section. Below the diagram is the instruction: "1. As shown in the drawing, drill 4 M4 screw holes on the heat sink corresponding to the holes on the shielding ( the holes are the same for 60-200W)"

Diagram showing two views of the 3-in-1 Reversible Shield. Below the diagram is the text: "3-in-1 Reversible Shield"

3-IN-1 SHIELD 300W

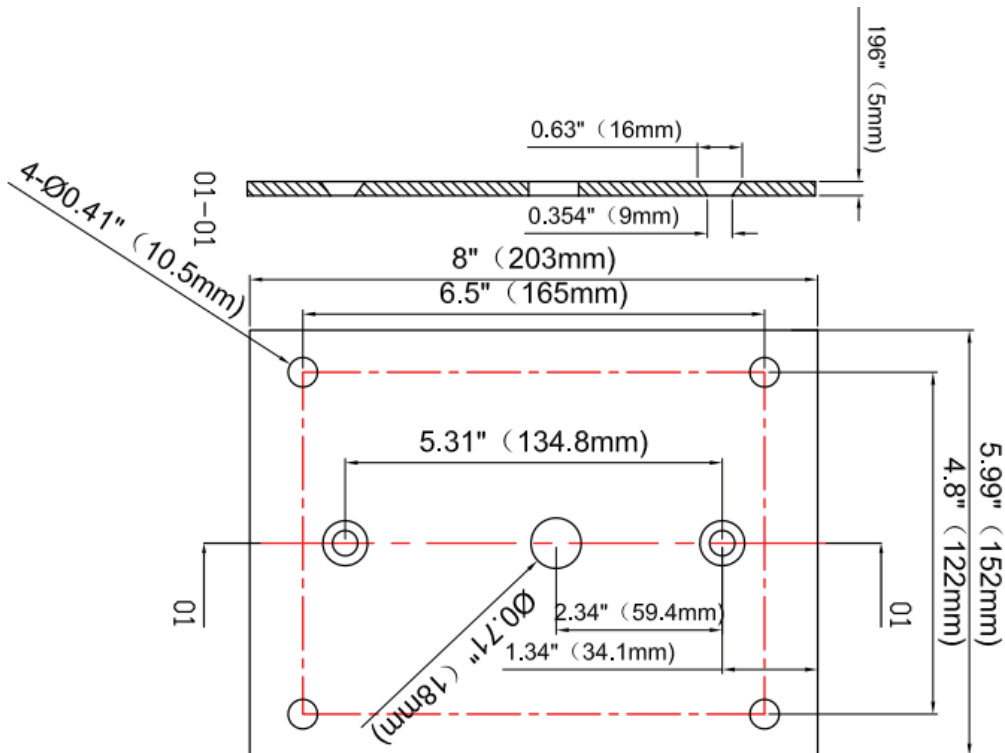
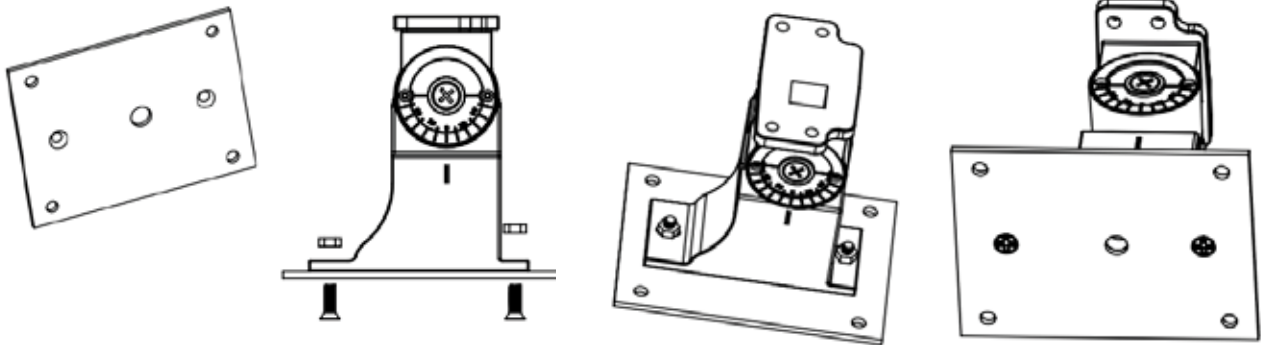



Installation Instructions for Shielding






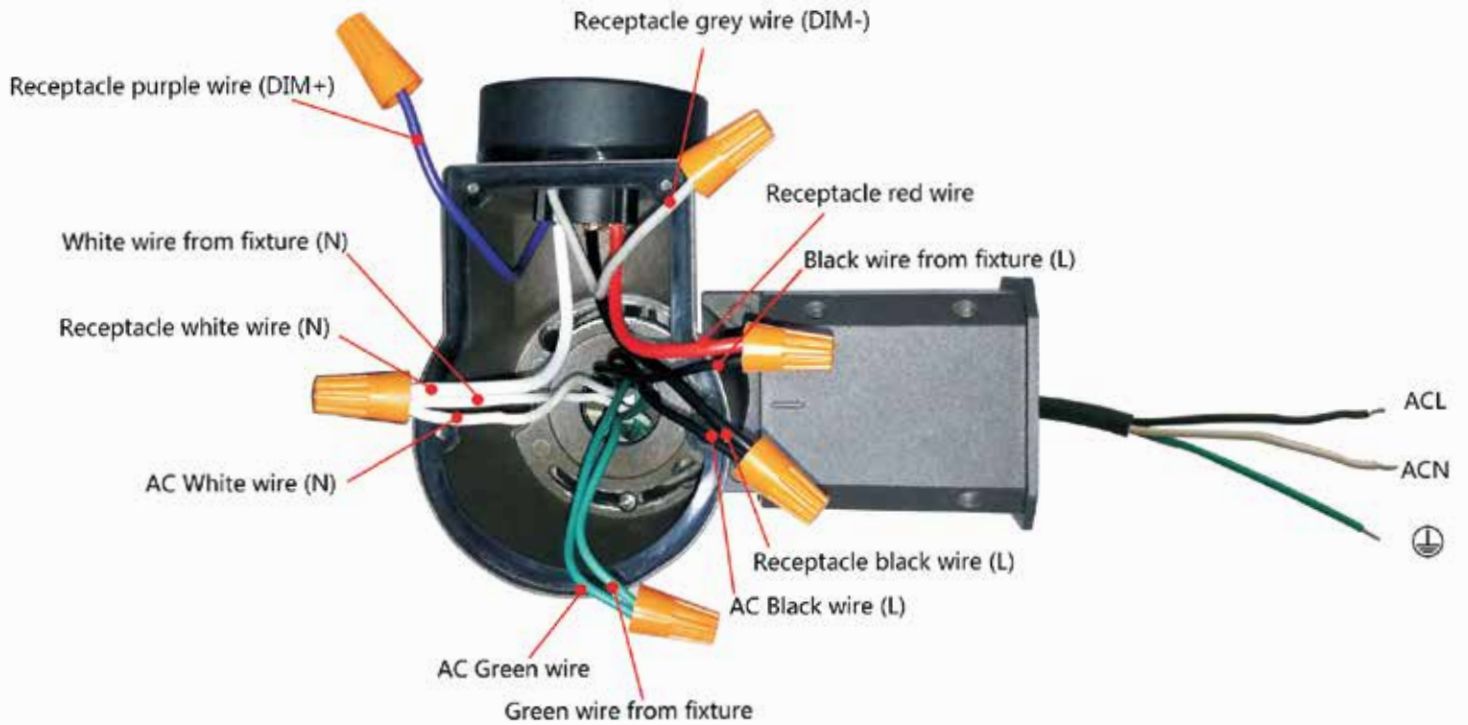
# WALL MOUNT ARM DIMENSIONS



### SLIP FITTER DIMENSIONS



### PHOTOCELL

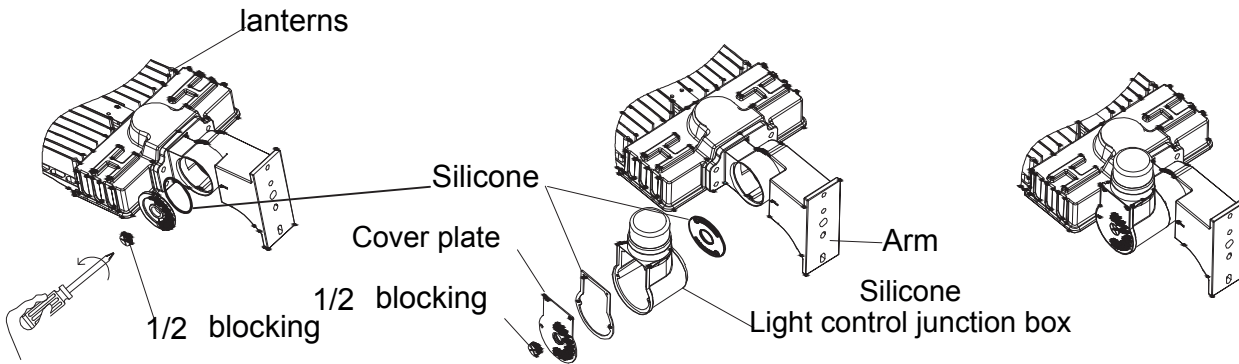


# PHOTOCELL INSTALLATION

Step 1

Step 2

Step 3



1. Remove the round cap on the luminaire and unscrew the 1/2 screw.

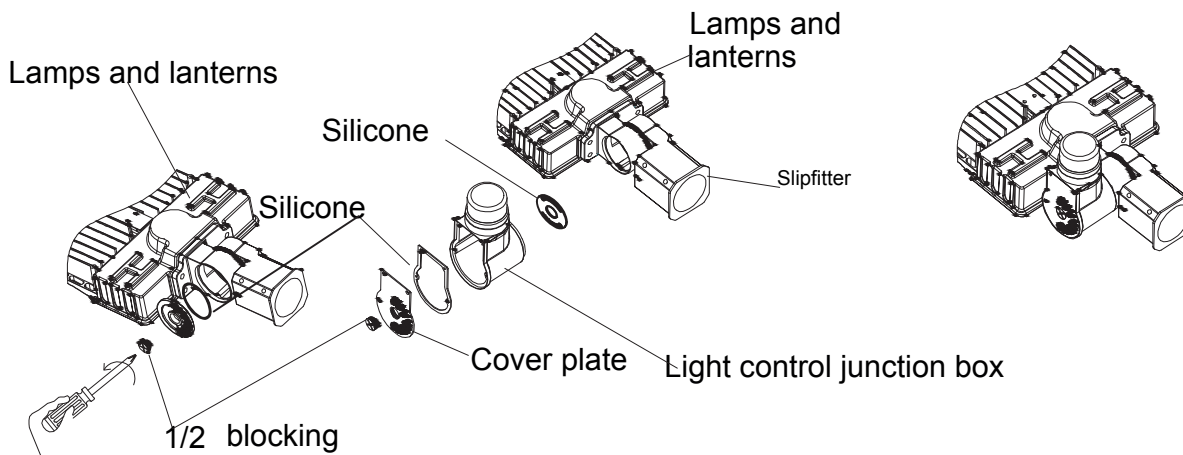
2. The lamp control terminal box is assembled according to the disassembly chart and is correctly connected with the AC power supply line. (as shown)

3. Remove the components of the light control junction box and install the light control junction box on the lamp (ARM installation mode).

Step 1

Step 2

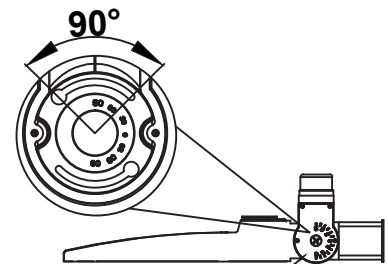
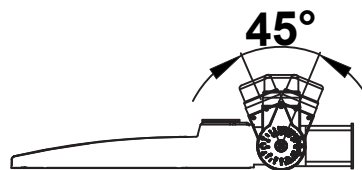
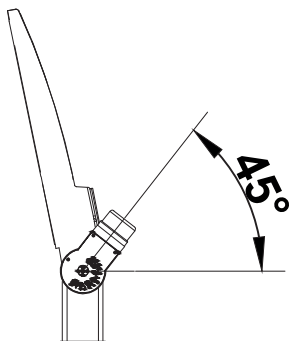
Step 3



1. Remove the round cap on the luminaire and unscrew the 1/2 screw.

2. The lamp control terminal box is assembled according to the disassembly chart and is correctly connected with the AC power supply line. (as shown)

3. Remove the components of the light-controlled junction box and install the light-controlled junction box on the lamp (equipped with SLIPFITTER installation mode).



The light source controls the vertical ground or inclines 25 degrees to the ground

ground