

# STEALTH SERIES



## Description

The **Stealth** series is a high performance low profile LED area light that provides uniform illumination to walkways, parking lots, roadways, building areas and security applications.

With a beautiful slimline design along with one of the highest lumen packages on the market today, this versatile fixture can be used as a floodlight or an area light. Also includes multitude of mounting options and accessories.

Standard finish is RAL#8040 Dark Bronze.

## Electrical Specifications

Available Wattages: 60W, 100W, 150W, 200W, 300W, 400W,  
 Lumen Maintenance @L70:>50,000 hours  
 Power Factor: >0.95  
 CRI: 70Ra  
 Working Temperature: -30 to 45 degrees Celsius /  
 -22 to 113 degrees Fahrenheit  
 Storage Temperature: -40 to 80 degrees Celsius /  
 -40 to 176 degrees Fahrenheit  
 Available Voltages: 100-277VAC and 200-480VAC

## Certifications and Warranty

CE, cUL, FCC and DLC listed with  
 6 year warranty

### Mounting options

Arm



Wall Mount Arm



Slip Fitter



Trunnion



### Accessories (Not available with Trunnion)

Photocell



Power	Beam Angle (50%)	BUG Rating
60W	T2	B2-U0-G2
100W	T2	B3-U0-G2
150W	T2	B3-U0-G3
200W	T2	B4-U0-G3
300W	T2	B5-U0-G4
400W	T2	B5-U0-G5
100W	T2	B3-U0-G2
150W	T2	B3-U0-G3
200W	T2	B4-U0-G3
300W	T2	B5-U0-G4
400W	T2	B5-U0-G5
60W	T3	B2-U0-G2
100W	T3	B3-U0-G2
150W	T3	B3-U0-G3
200W	T3	B4-U0-G3
300W	T3	B4-U0-G4
400W	T3	B5-U0-G5
100W	T3	B2-U0-G2
150W	T3	B3-U0-G3
200W	T3	B3-U0-G3
300W	T3	B5-U0-G5
400W	T3	B5-U0-G5

Power	Beam Angle (50%)	BUG Rating
60W	T4	B2-U0-G1
100W	T4	B2-U0-G1
150W	T4	B3-U0-G2
200W	T4	B3-U0-G2
300W	T4	B4-U0-G3
400W	T4	B5-U0-G4
100W	T4	B2-U0-G1
150W	T4	B3-U0-G2
200W	T4	B3-U0-G2
300W	T4	B4-U0-G3
400W	T4	B5-U0-G4
60W	T5	B3-U0-G3
100W	T5	B3-U0-G3
150W	T5	B4-U0-G4
200W	T5	B4-U0-G4
300W	T5	B5-U0-G3
400W	T5	B5-U0-G3
100W	T5	B3-U0-G3
150W	T5	B4-U0-G4
200W	T5	B4-U0-G4
300W	T5	B5-U0-G3
400W	T5	B5-U0-G3

# STEALTH 60W



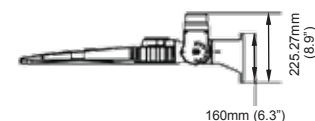
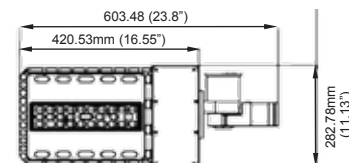
## Product Information

**60W**

Installation:	Arm, Wall Mount Arm, Slip Fitter and Trunnion
Material:	Aluminum
Finish:	Powder coat
System power (W):	60
Fixture lumen output (lm):	8400
System efficiency (lm/W):	140
LED engine:	Lumileds

## Packaging

Net weight lamp (kg/lb):	5.00 / 11.02
Gross weight carton (kg/lb):	5.50 / 12.12
Master carton dimensions (mm/in):	570x350x150 / 22.4x13.8x5.9
Quantity per carton:	1




## Code composition

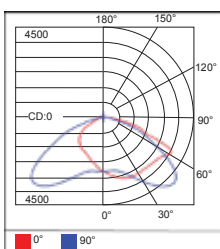
Series	Model	Mounting	Wattage-Lumens	Optics
AL	Area Light	ST Stealth	<b>60W-84L</b> 60W-8400lm	T2 TYPE II
		WAR Wall Mount Arm		T3 TYPE III
		SF Slip Fitter		T4 TYPE IV
		TRN Trunnion		T5 TYPE V

CCT	CRI	Voltage	Dimming	Finish	Accessories
30K 3000K	70 70+	UNV 120-277V	D 0-10V Dimming	DB RAL#8040 Dark Bronze (Standard)	NA No Accessories
40K 4000K				WH White	SS Side Shield (3 in 1)
50K 5000K				BK Black	PC Photocell (Not available with Trunnion)
					OS Microwave Occupancy Sensor (UNV Only)
					PIR PIR Occupancy Sensor (UNV Only)

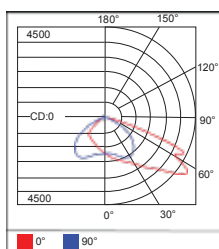
60W-T2-000K-CRI70



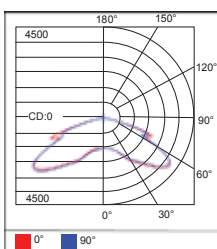
60W-T3-4000K-CRI70



60W-T4-4000K-CRI70



60W-T5-4000K-CRI70



# STEALTH 100W



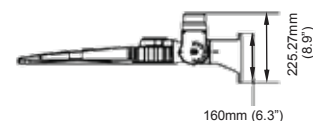
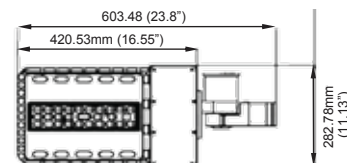
## Product Information

**100W**

Installation:	Arm, Wall Mount Arm, Slip Fitter and Trunnion
Material:	Aluminum
Finish:	Powder coat
System power (W):	100
Fixture lumen output (lm):	14000
System efficiency (lm/W):	140
LED engine:	Lumileds

## Packaging

Net weight lamp (kg/lb):	5.00 / 11.02
Gross weight carton (kg/lb):	5.70 / 12.57
Master carton dimensions (mm/in):	570x350x150 / 22.4x13.8x5.9
Quantity per carton:	1




## Code composition

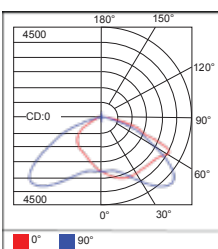
Series	Model	Mounting	Wattage-Lumens	Optics
AL	Area Light	ST Stealth	100W-140L 100W-14000lm	T2 TYPE II
		WAR Wall Mount Arm		T3 TYPE III
		SF Slip Fitter		T4 TYPE IV
		TRN Trunnion		T5 TYPE V

CCT	CRI	Voltage	Dimming	Finish	Accessories
30K	3000K	70 70+ UNV 120-277V	D 0-10V Dimming	DB RAL#8040 Dark Bronze (Standard)	NA No Accessories
40K	4000K	HV 277-480V		WH White	SS Side Shield (3 in 1)
50K	5000K			BK Black	PC Photocell (Not available with Trunnion)
					OS Microwave Occupancy Sensor (UNV Only)
					PIR PIR Occupancy Sensor (UNV Only)

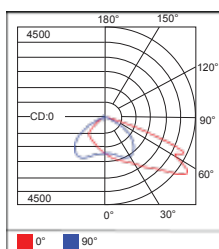
100W-T2-000K-CRI70



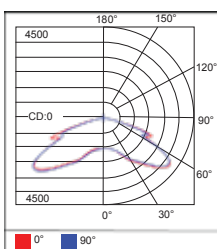
100W-T3-4000K-CRI70



100W-T4-4000K-CRI70



100W-T5-4000K-CRI70



# STEALTH 150W



## Product Information

150W

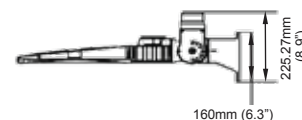
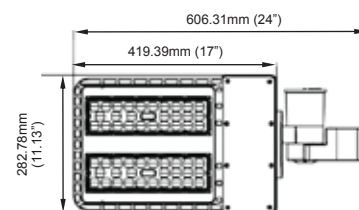
Installation:	Arm, Wall Mount Arm, Slip Fitter and Trunnion
Material:	Aluminum
Finish:	Powder coat
System power (W):	150W
Fixture lumen output (lm):	21000
System efficiency (lm/W):	140
LED engine:	Lumileds

## Packaging

Net weight lamp (kg/lb):	6.10 / 13.44
Gross weight carton (kg/lb):	6.90 / 15.21
Master carton dimensions (mm/in):	570x350x150 / 22.4x13.8x5.9
Quantity per carton:	1

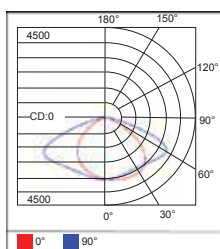
## Code composition

Series	Model	Mounting	Wattage-Lumens	Optics
AL	Area Light	ST Stealth	150W-210L 150W-21000lm	T2 TYPE II
		WAR Wall Mount Arm		T3 TYPE III
		SF Slip Fitter		T4 TYPE IV
		TRN Trunnion		T5 TYPE V

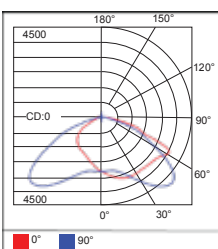


CCT	CRI	Voltage	Dimming	Finish	Accessories
30K 3000K	70 70+	UNV 120-277V	D 0-10V Dimming	DB RAL#8040 Dark Bronze (Standard)	NA No Accessories
40K 4000K		HV 277-480V		WH White	SS Side Shield (3 in 1)
50K 5000K				BK Black	PC Photocell (Not available with Trunnion)
					OS Microwave Occupancy Sensor (UNV Only)
					PIR PIR Occupancy Sensor (UNV Only)

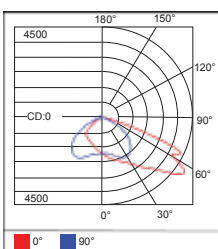
150W-T2-000K-CRI70



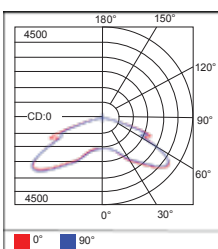
150W-T3-4000K-CRI70



150W-T4-4000K-CRI70



150W-T5-4000K-CRI70



# STEALTH 200W



## Product Information

**200W**

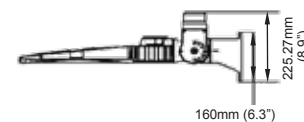
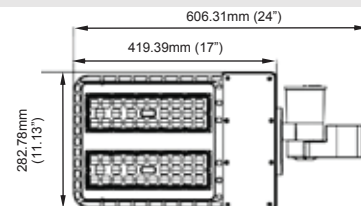
Installation:	Arm, Wall Mount Arm, Slip Fitter and Trunnion
Material:	Aluminum
Finish:	Powder coat
System power (W):	200W
Fixture lumen output (lm):	28000lm
System efficiency (lm/W):	140
LED engine:	Lumileds

## Packaging

Net weight lamp (kg/lb):	7.50 / 16.53
Gross weight carton (kg/lb):	8.50 / 18.74
Master carton dimensions (mm/in):	570x350x150 / 22.4x13.8x5.9
Quantity per carton:	1

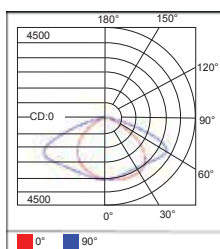
## Code composition

Series	Model	Mounting	Wattage-Lumens	Optics
AL	Area Light	ST Stealth	200W-280L 200W-28000lm	T2 TYPE II
		WAR Wall Mount Arm		T3 TYPE III
		SF Slip Fitter		T4 TYPE IV
		TRN Trunnion		T5 TYPE V

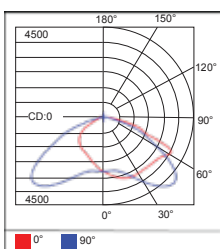


CCT	CRI	Voltage	Dimming	Finish	Accessories
30K	3000K	70 70+ UNV 120-277V	D 0-10V Dimming	DB RAL#8040 Dark Bronze (Standard)	NA No Accessories
40K	4000K	HV 277-480V		WH White	SS Side Shield (3 in 1)
50K	5000K			BK Black	PC Photocell (Not available with Trunnion)
					OS Microwave Occupancy Sensor (UNV Only)
					PIR PIR Occupancy Sensor (UNV Only)

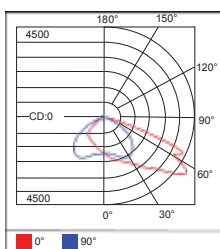
200W-T2-000K-CRI70



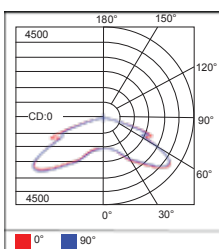
200W-T3-4000K-CRI70



200W-T4-4000K-CRI70



200W-T5-4000K-CRI70



# STEALTH 300W



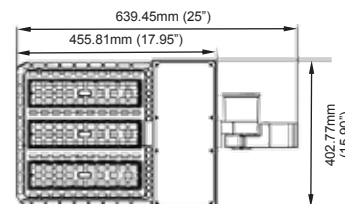
## Product Information

**300W**

Installation:	Arm, Wall Mount Arm, Slip Fitter and Trunnion
Material:	Aluminum
Finish:	Powder coat
System power (W):	300W
Fixture lumen output (lm):	42000
System efficiency (lm/W):	140
LED engine:	Lumileds

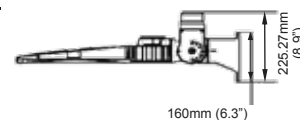
## Packaging

Net weight lamp (kg/lb):	11.10 / 24.47
Gross weight carton (kg/lb):	12.20 / 26.90
Master carton dimensions (mm/in):	600x470x160 / 23.6x18.5x6.3
Quantity per carton:	1




## Code composition

Series	Model	Mounting	Wattage-Lumens	Optics
AL	Area Light	ST Stealth	300W-420L 300W-42000lm	T2 TYPE II
		WAR Wall Mount Arm		T3 TYPE III
		SF Slip Fitter		T4 TYPE IV
		TRN Trunnion		T5 TYPE V

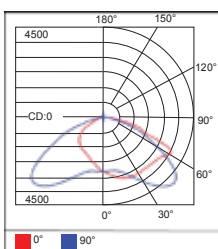


CCT	CRI	Voltage	Dimming	Finish	Accessories
30K	3000K	70 70+ UNV 120-277V	D 0-10V Dimming	DB RAL#8040 Dark Bronze (Standard)	NA No Accessories
40K	4000K	HV 277-480V		WH White	SS Side Shield (3 in 1)
50K	5000K			BK Black	PC Photocell (Not available with Trunnion)
					OS Microwave Occupancy Sensor (UNV Only)
					PIR PIR Occupancy Sensor (UNV Only)

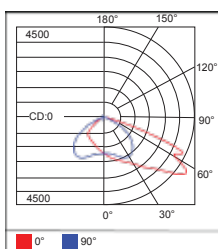
300W-T2-000K-CRI70



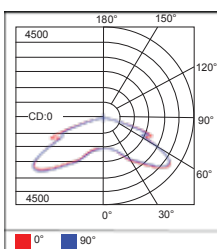
300W-T3-4000K-CRI70



300W-T4-4000K-CRI70



300W-T5-4000K-CRI70



# STEALTH 400W



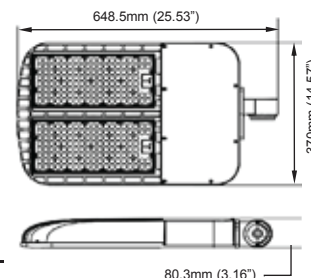
## Product Information

**400W**

Installation:	Arm, Wall Mount Arm, Slip Fitter and Trunnion
Material:	Aluminum
Finish:	Powder coat
System power (W):	400W
Fixture lumen output (lm):	56000m
System efficiency (lm/W):	140
LED engine:	Lumileds

## Packaging

Net weight lamp (kg/lb):	11.70 / 25.79
Gross weight carton (kg/lb):	14.00 / 30.86
Master carton dimensions (mm/in):	670x490x180 / 26.4x19.3x7.1
Quantity per carton:	1




## Code composition

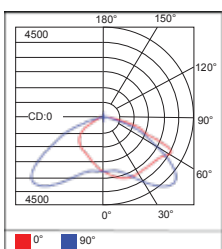
Series	Model	Mounting	Wattage-Lumens	Optics
AL	Area Light	ST Stealth	400W-560L 400W-56000lm	T2 TYPE II
		WAR Wall Mount Arm		T3 TYPE III
		SF Slip Fitter		T4 TYPE IV
		TRN Trunnion		T5 TYPE V

CCT	CRI	Voltage	Dimming	Finish	Accessories
30K	3000K	70 70+ UNV 120-277V	D 0-10V Dimming	DB RAL#8040 Dark Bronze (Standard)	NA No Accessories
40K	4000K	HV 277-480V		WH White	PC Photocell (Not available with Trunnion)
50K	5000K			BK Black	OS Microwave Occupancy Sensor (UNV Only)
					PIR PIR Occupancy Sensor (UNV Only)

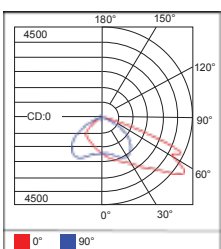
400W-T2-000K-CRI70



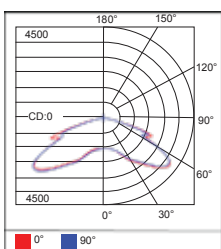
400W-T3-4000K-CRI70



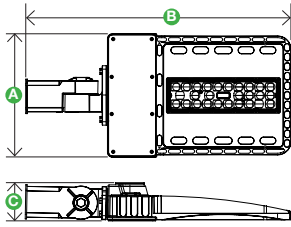
400W-T4-4000K-CRI70



400W-T5-4000K-CRI70

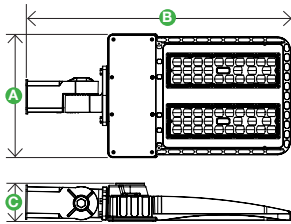


**DIMENSIONS / EPA DETAILS**



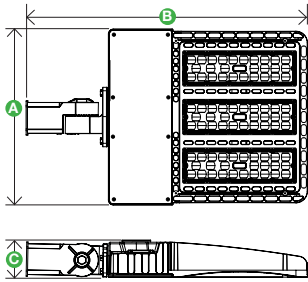
A-11.15" x B-23.92" x C-3.35"

60W / 100W		GROSS WEIGHT		BOX DIMENSION		
		12 lbs		22.44" x 13.78" x 5.91"		
CONFIGURATION						
EPA	0.64 ft <sup>2</sup>	1.28 ft <sup>2</sup>	1.03 ft <sup>2</sup>	1.66 ft <sup>2</sup>	1.55 ft <sup>2</sup>	2.06 ft <sup>2</sup>
NET WEIGHT	9.9 lbs	19.8 lbs	19.8 lbs	29.7 lbs	29.7 lbs	39.6 lbs



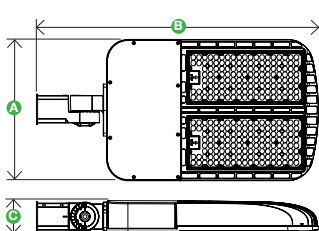
A-11.15" x B-23.4" x C-3.35"

150W / 200W		GROSS WEIGHT		BOX DIMENSION		
		18 lbs		22.44" x 13.78" x 5.91"		
CONFIGURATION						
EPA	0.65 ft <sup>2</sup>	1.30 ft <sup>2</sup>	1.04 ft <sup>2</sup>	1.69 ft <sup>2</sup>	1.56 ft <sup>2</sup>	2.08 ft <sup>2</sup>
NET WEIGHT	16.6 lbs	33.2 lbs	33.2 lbs	49.8 lbs	49.8 lbs	66.4 lbs



A-15.85" x B-25.35" x C-3.35"

300W		GROSS WEIGHT		BOX DIMENSION		
		27 lbs		23.62" x 18.5" x 6.3"		
CONFIGURATION						
EPA	0.68 ft <sup>2</sup>	1.36 ft <sup>2</sup>	1.09 ft <sup>2</sup>	1.77 ft <sup>2</sup>	1.64 ft <sup>2</sup>	2.18 ft <sup>2</sup>
NET WEIGHT	25.4 lbs	50.8 lbs	50.8 lbs	76.2 lbs	76.2 lbs	101.6 lbs



A-14.57" x B-25.53" x C-3.16"

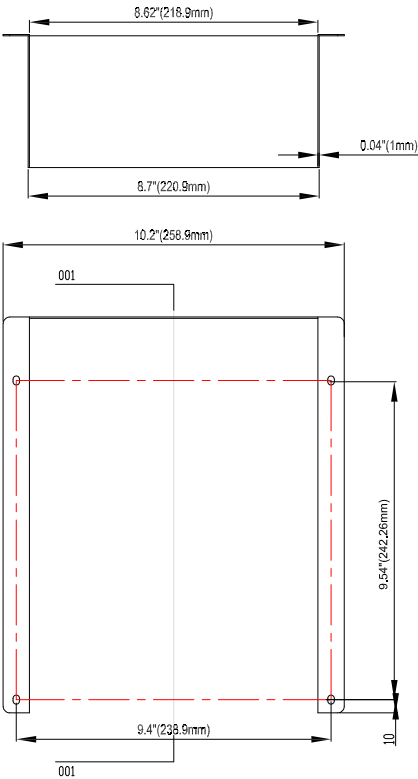
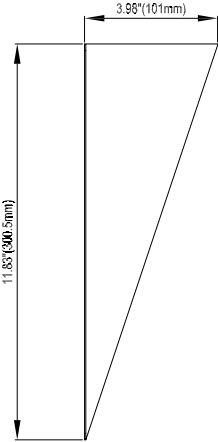
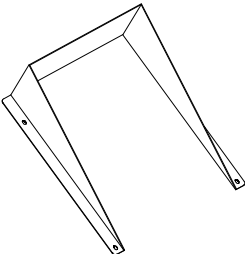
400W		GROSS WEIGHT		BOX DIMENSION		
		23 lbs		28.74" x 17.32" x 6.1"		
CONFIGURATION						
EPA	0.86 ft <sup>2</sup>	1.72 ft <sup>2</sup>	1.38 ft <sup>2</sup>	2.24 ft <sup>2</sup>	2.10 ft <sup>2</sup>	2.76 ft <sup>2</sup>
NET WEIGHT	21.4 lbs	42.8 lbs	42.8 lbs	64.2 lbs	64.2 lbs	85.6 lbs



SIDE VIEW



3-IN-1 SHIELD 60-200W

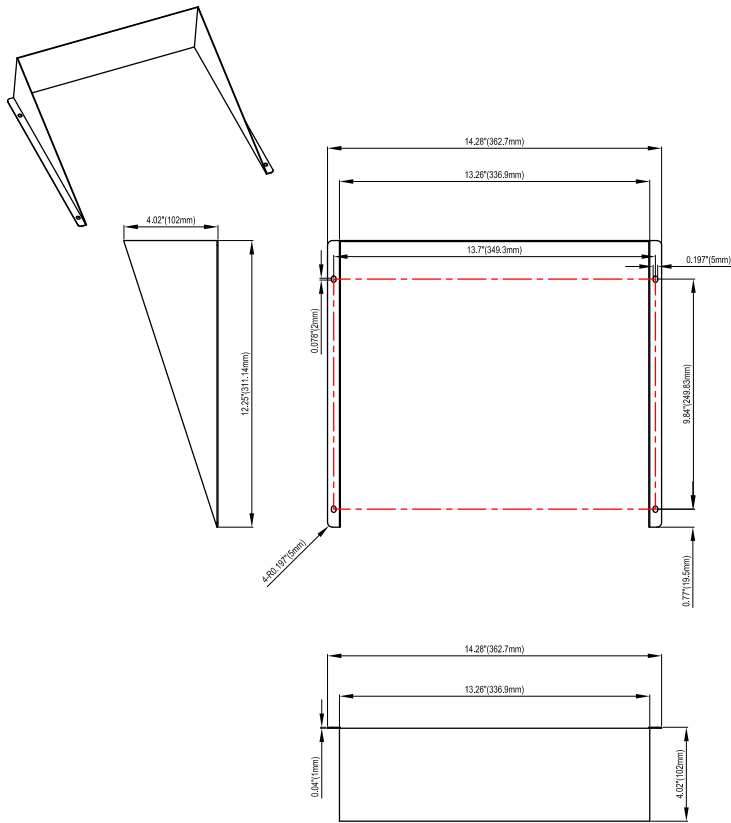


Installation Instructions for Shielding

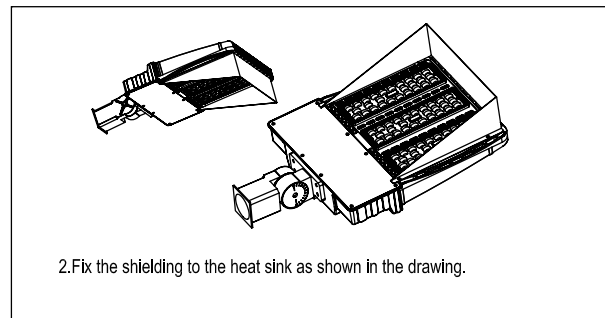
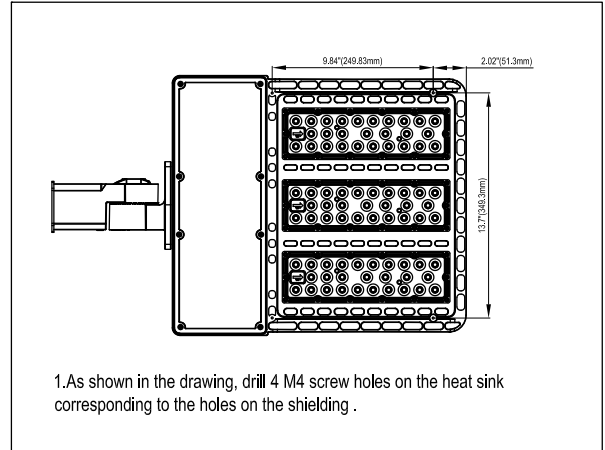
1.As shown in the drawing, drill 4 M4 screw holes on the heat sink corresponding to the holes on the shielding ( the holes are the same for 60-200W)

2.Fix the shielding to the heat sink as shown in the drawing.

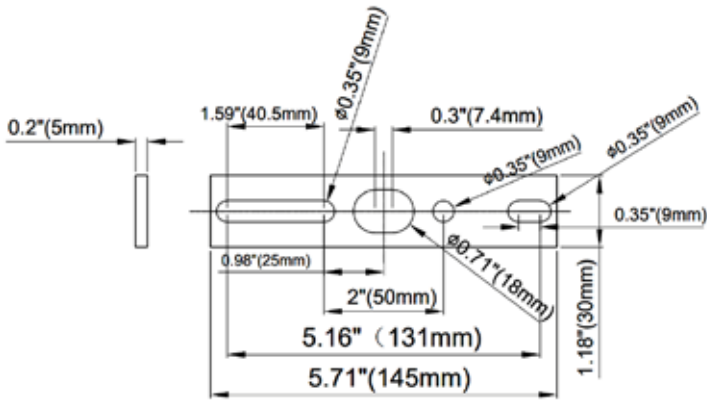
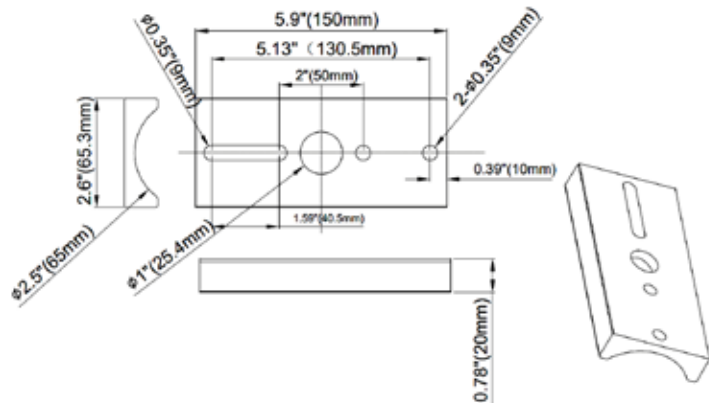
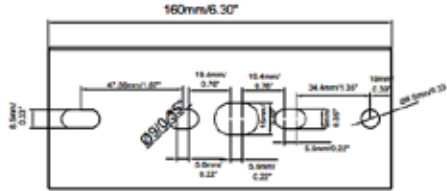
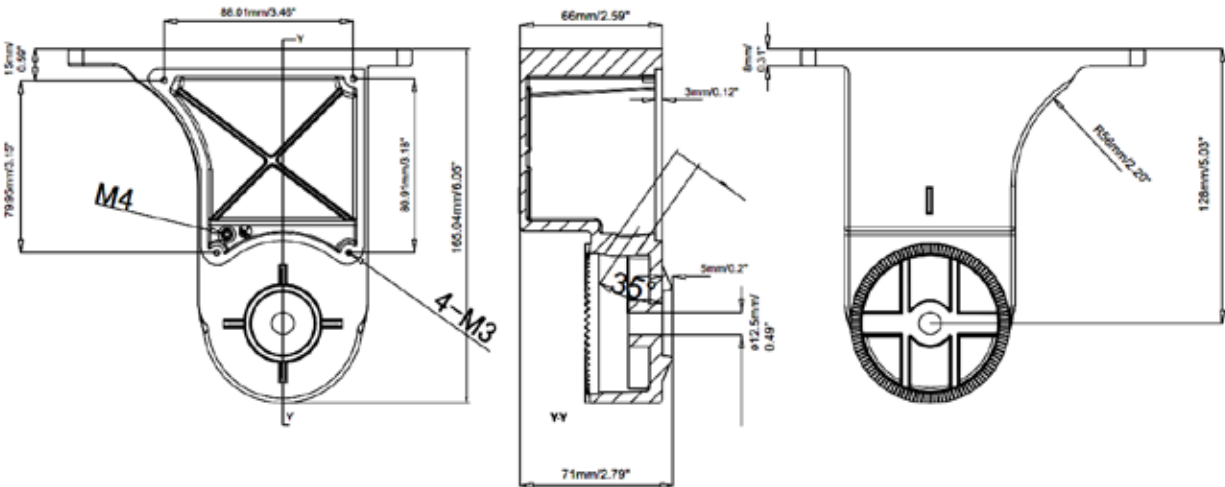
3-IN-1 SHIELD 300W



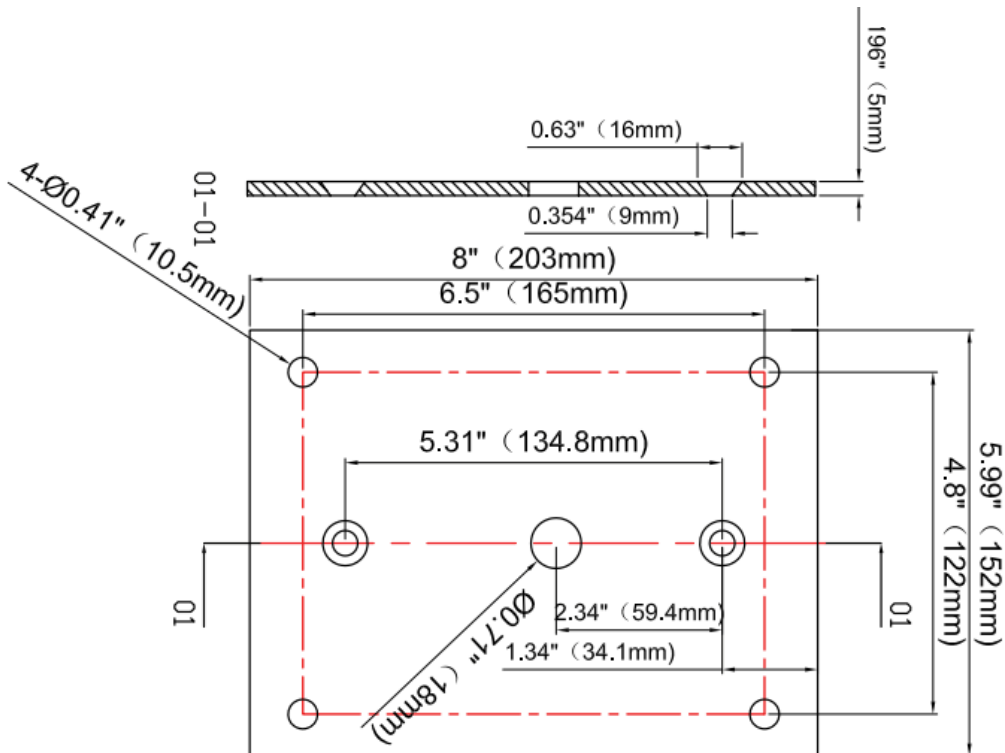
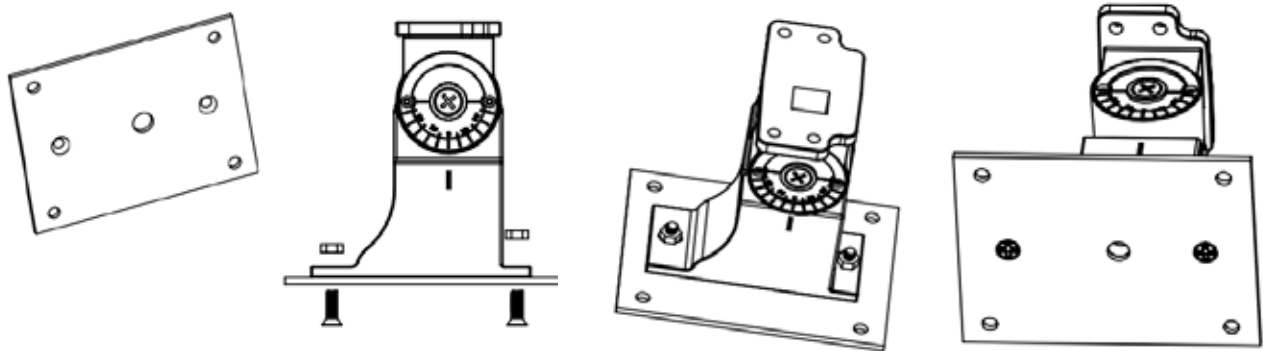

Installation Instructions for Shielding




ARM DIMENSIONS



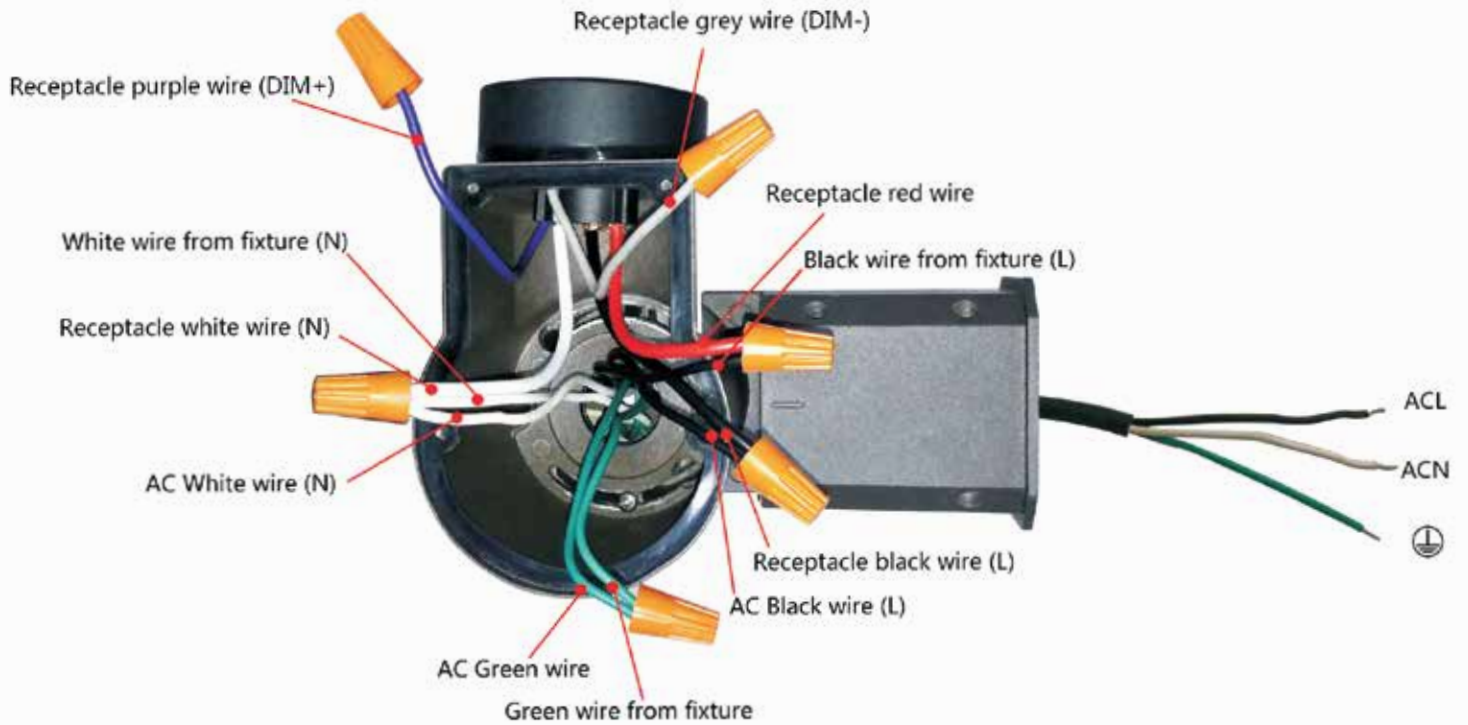
# WALL MOUNT ARM DIMENSIONS



### SLIP FITTER DIMENSIONS



### PHOTOCELL

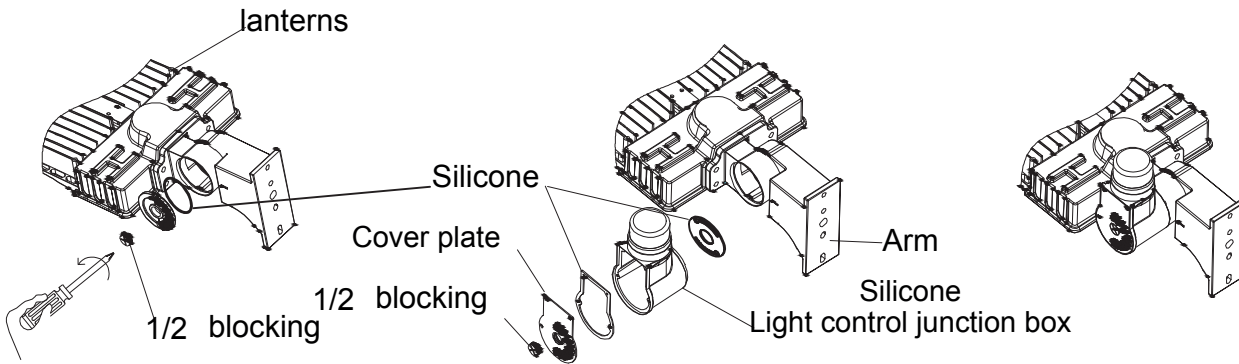


# PHOTOCELL INSTALLATION

Step 1

Step 2

Step 3



1. Remove the round cap on the luminaire and unscrew the 1/2 screw.

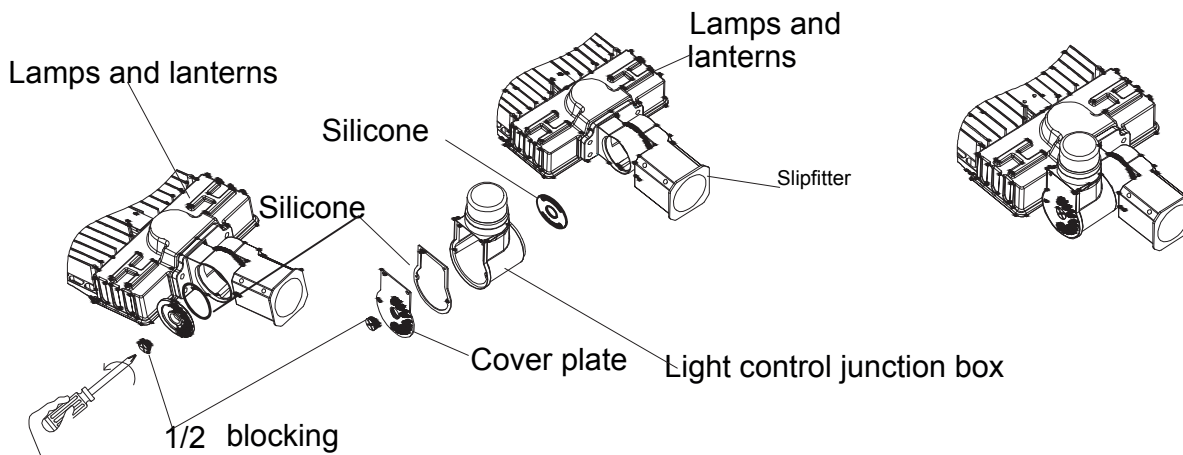
2. The lamp control terminal box is assembled according to the disassembly chart and is correctly connected with the AC power supply line. (as shown)

3. Remove the components of the light control junction box and install the light control junction box on the lamp (ARM installation mode).

Step 1

Step 2

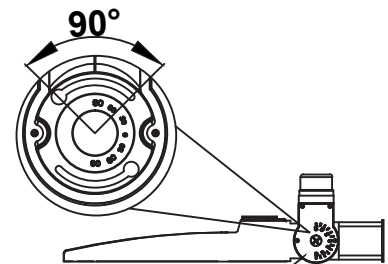
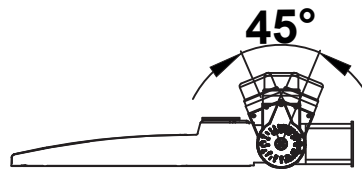
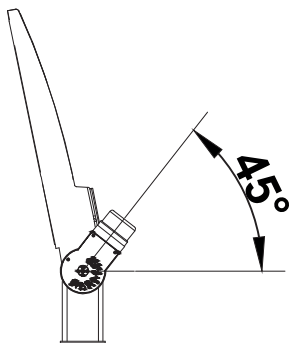
Step 3



1. Remove the round cap on the luminaire and unscrew the 1/2 screw.

2. The lamp control terminal box is assembled according to the disassembly chart and is correctly connected with the AC power supply line. (as shown)

3. Remove the components of the light-controlled junction box and install the light-controlled junction box on the lamp (equipped with SLIPFITTER installation mode).



The light source controls the vertical ground or inclines 25 degrees to the ground

ground