


PATRIOT

CCT SELECTABLE AND WATTAGE SELECTABLE



Description

The **Patriot** is a **CCT SELECTABLE AND WATTAGE SELECTABLE DIE-CAST ALUMINUM** LED linear high bay featuring a super compact design with die-cast housing with powder coated paint. Standard 6KV surge protection provides steady performance, even under poor power conditions. Occupancy sensor, remote controller, and emergency battery backup options available. The Patriot is ideal for warehouse, storage, industrial facilities, sports facilities, gyms and more.

Features

Available in 115/130/155W, 155/180/210W, or 240/270/310W models, with CCT Selectable options for 4000K/5000K. High quality polycarbonate lens provides soft, even light to the environment. Standard lens is 95 degree with honeycomb optics to reduce "cave effect." Also available in 60 degree lighting aisle/racking.

IP20 rated.

IK10 rated.

Electrical Specifications

Available in 3 models: 115/130/**155W (Default)** | 155/180/**210W (Default)** | 240/270/**310W (Default)**

CCTS: Selectable **4000K (Default)** / 5000K

Efficacy: 150 LM/W

CRI: >80Ra

Power Factor: >0.95 @120V, Power Factor: >0.7 @347V

Lifetime: L70 > 75000 hrs

Dimming: Continuous 0-10V Dimming

Operating Temperature: -40 ~ 50° C / -40 ~ 122°F

Power Cable Length: 2m / 72"

SP Suspended Mount is standard (kit included) Suspension Cable length: 1m / 39"

6KV Surge Protection Standard

Available Voltages: 120-347VAC (CUNV) or 277-480V (HV)

Certifications and Warranty

DLC Premium, UL listed, and CE with 6 year warranty

PATRIOT



CCT SELECTABLE AND WATTAGE SELECTABLE



Product Information

155W (Selectable)

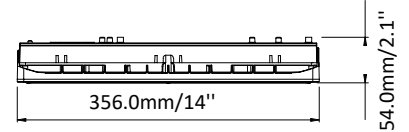
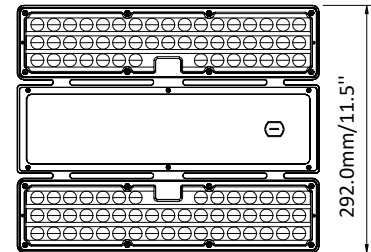
Installation:	Suspended
Material:	Die-cast aluminum
Finish:	Powder Coat White
System power (W):	115/130/155W
Fixture lumen output (lm):	17250/19500/23250
System efficiency (lm/W):	150
LED driver:	Ankom (CUNV), Fahold (HV)
LED engine:	SMD2835 LED

Packaging

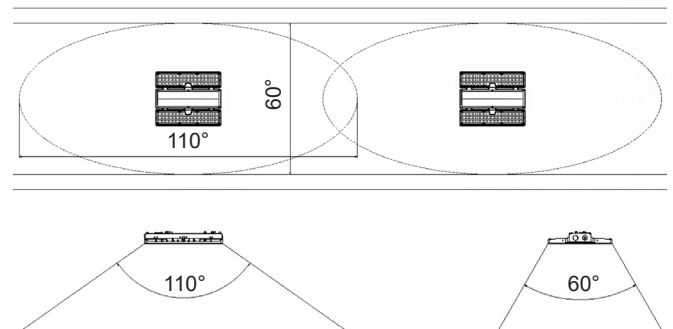
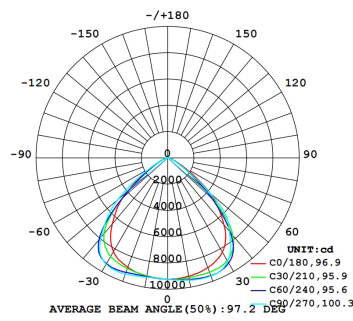
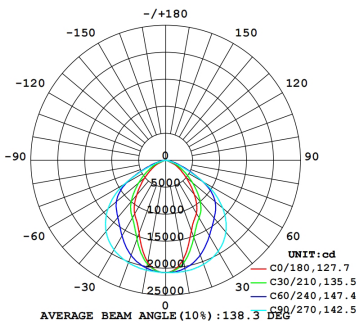
New weight lamp (kg/lb):	2.5 / 5.5
Gross weight carton (kg/lb):	5.4 / 11.9
Master carton dimensions (mm/in):	405 x 134 x 330 / 15.95 x 5.28 x 12.99
Quantity per carton:	2

Code composition

Series	Model	Size	Mounting	Wattage-Lumens
HB	High Bay	PT Patriot	1F 1 Foot (14")	SP Suspended (Standard - 1m/39" cable) CM Ceiling Mount PM Pendant Mount
				155WS-232.5L 155WS-23250lm




Optics	CCT	CRI	Voltage	Dimming	Finish	Lens	Accessories	
95	95Dx95D (Standard)	CCTS 4000K / 5000K Selectable	80 80+	CUNV 120-347V HV 277-480V	D 0-10V Dimming	WH White	PCL PC Clear (Standard) PFR PC Frosted (for 95D only)	NA No Accessories CON Continuous Run Connector Kit PIR Occupancy Sensor OS Microwave Sensor RC Remote Control (for PIR Occupancy Sensor) RC100 Remote Control (for OS Microwave Sensor) EB1 Emergency Battery (CUNV 120-347V) WG1 Wire Guard
60	60Dx110D (Aisle)							





PATRIOT

CCT SELECTABLE AND WATTAGE SELECTABLE



Product Information

210W (Selectable)

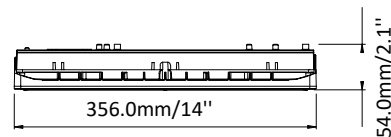
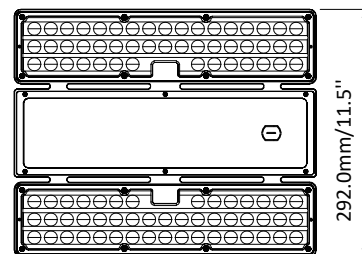
Installation:	Suspended
Material:	Die-cast aluminum
Finish:	Powder Coat White
System power (W):	155/180/210W
Fixture lumen output (lm):	23250/27000/31500
System efficiency (lm/W):	150
LED driver:	Ankom (CUNV), Fahold (HV)
LED engine:	SMD2835 LED

Packaging

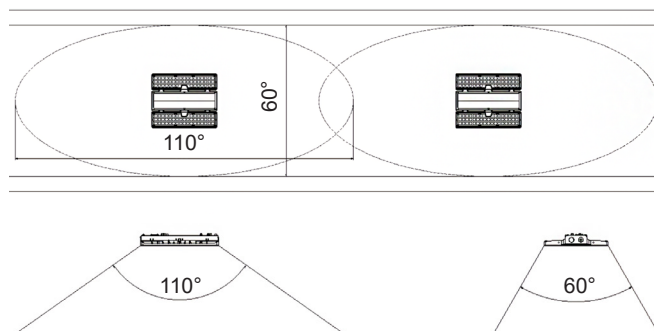
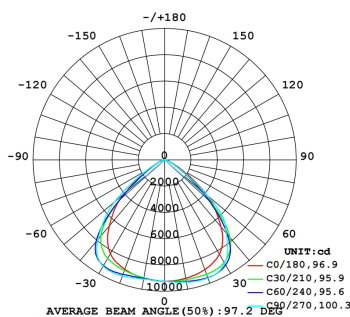
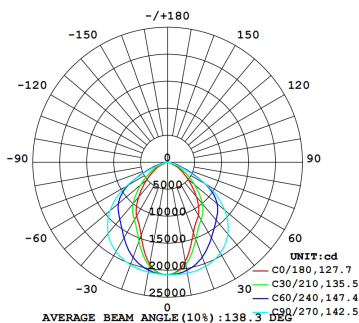
New weight lamp (kg/lb):	2.5 / 5.5
Gross weight carton (kg/lb):	5.4 / 11.9
Master carton dimensions (mm/in):	405 x 134 x 330 / 15.95 x 5.28 x 12.99
Quantity per carton:	2

Code composition

Series	Model	Size	Mounting	Wattage-Lumens
HB	High Bay	PT Patriot	1F 1 Foot (14")	SP Suspended (Standard - 1m/39" cable) CM Ceiling Mount PM Pendant Mount
				210WS-315L 210WS-31500lm



Optics	CCT	CRI	Voltage	Dimming	Finish	Lens	Accessories	
95	95Dx95D (Standard)	CCTS 4000K / 5000K Selectable	80 80+	CUNV 120-347V HV 277-480V	D 0-10V Dimming	WH White	PCL PC Clear (Standard) PFR PC Frosted (for 95D only)	NA No Accessories CON Continuous Run Connector Kit PIR Occupancy Sensor OS Microwave Sensor RC Remote Control (for PIR Occupancy Sensor) RC100 Remote Control (for OS Microwave Sensor) EB1 Emergency Battery (CUNV 120-347V) WG1 Wire Guard
60	60Dx110D (Aisle)							





PATRIOT

CCT SELECTABLE AND WATTAGE SELECTABLE

Product Information

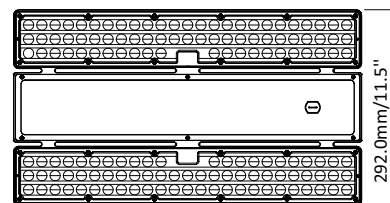
310W (Selectable)

Installation:	Suspended
Material:	Die-cast aluminum
Finish:	Powder Coat White
System power (W):	240/270/310W
Fixture lumen output (lm):	36000/40500/46500
System efficiency (lm/W):	150
LED driver:	Sosen (CUNV), Fahold (HV)
LED engine:	SMD2835 LED



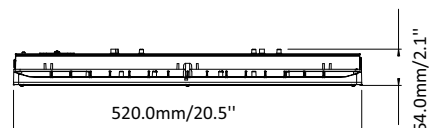
Packaging

New weight lamp (kg/lb):	3.3 / 7.3
Gross weight carton (kg/lb):	7.1 / 15.7
Master carton dimensions (mm/in):	570 x 134 x 330 / 22.44 x 5.28 x 12.99
Quantity per carton:	2

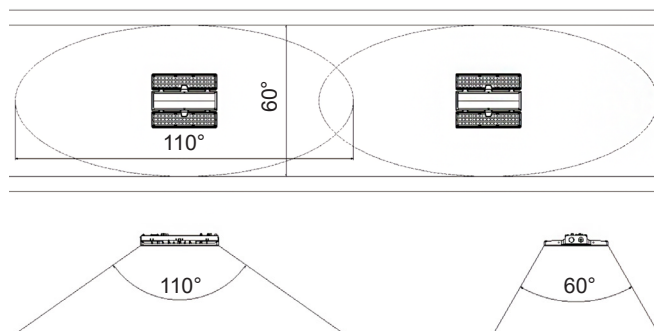
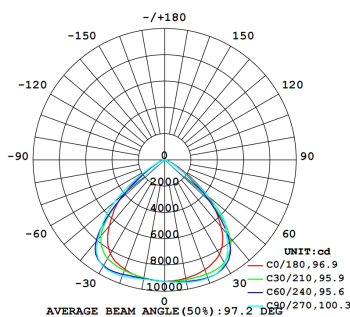
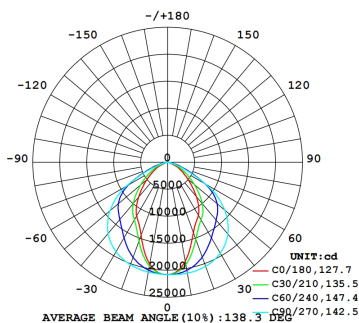


Code composition

Series	Model	Size	Mounting	Wattage-Lumens
HB	High Bay	PT Patriot	2F 2 Foot (20.5")	SP Suspended (Standard - 1m/39" cable)
			CM Ceiling Mount	PM Pendant Mount
				310WS-465L 310WS-46500lm



Optics	CCT	CRI	Voltage	Dimming	Finish	Lens	Accessories
95	95Dx95D CCTS 4000K / (Standard) 5000K	80 80+	CUNV 120-347V	D 0-10V Dimming	WH White	PCL PC Clear (Standard)	NA No Accessories
60	60Dx110D (Aisle) Selectable		HV 277-480V			PFR PC Frosted (for 95D only)	CON Continuous Run Connector Kit
							PIR Occupancy Sensor
							OS Microwave Sensor
							RC Remote Control (for PIR Occupancy Sensor)
							RC100 Remote Control (for OS Microwave Sensor)
							EB1 Emergency Battery (CUNV 120-347V)
							WG2 Wire Guard



PATRIOT

CCT SELECTABLE AND WATTAGE SELECTABLE

Mounting



SP SUSPENSION MOUNT (STANDARD)
The length of suspension cable is 1m / 39"



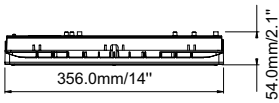
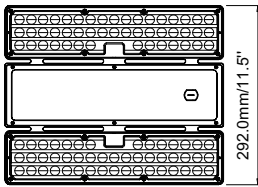
CM SURFACE MOUNT



PM PENDANT MOUNT

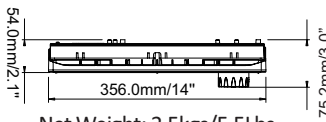
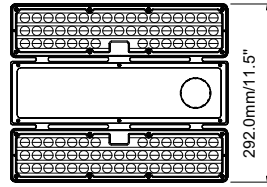
Dimensions

115/130/155W & 155/180/210W



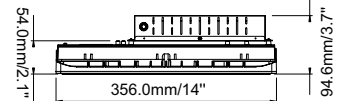
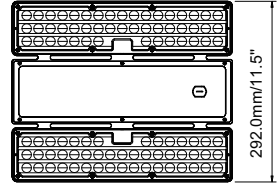
Net Weight: 2.5kgs/5.5Lbs

WITH SENSOR



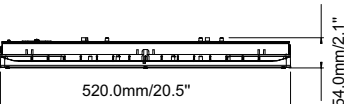
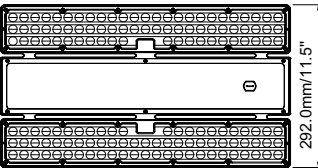
Net Weight: 2.5kgs/5.5Lbs

WITH EMERGENCY DRIVER



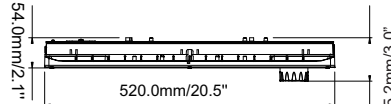
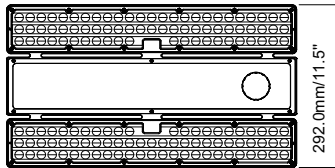
Net Weight: 3.6kgs/7.9Lbs

240/270/310W



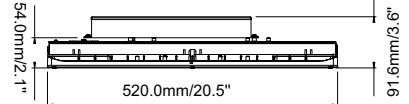
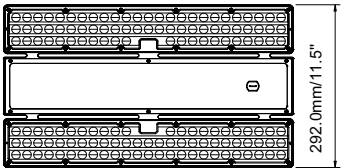
Net Weight: 3.3kgs/7.3Lbs

WITH SENSOR



Net Weight: 3.3kgs/7.3Lbs

WITH EMERGENCY DRIVER



Net Weight: 4.6kgs/10.1Lbs

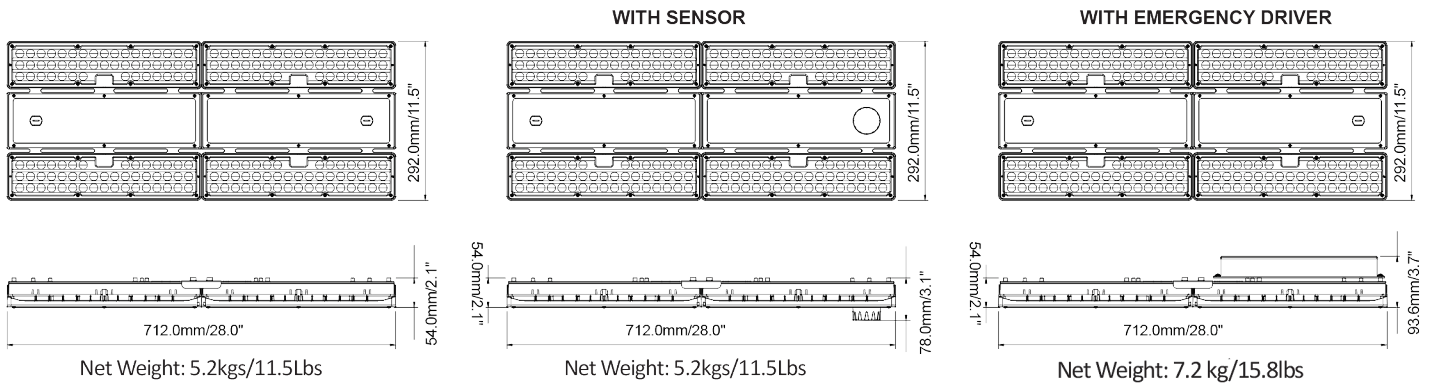
PATRIOT

CCT SELECTABLE AND WATTAGE SELECTABLE

Dimensions

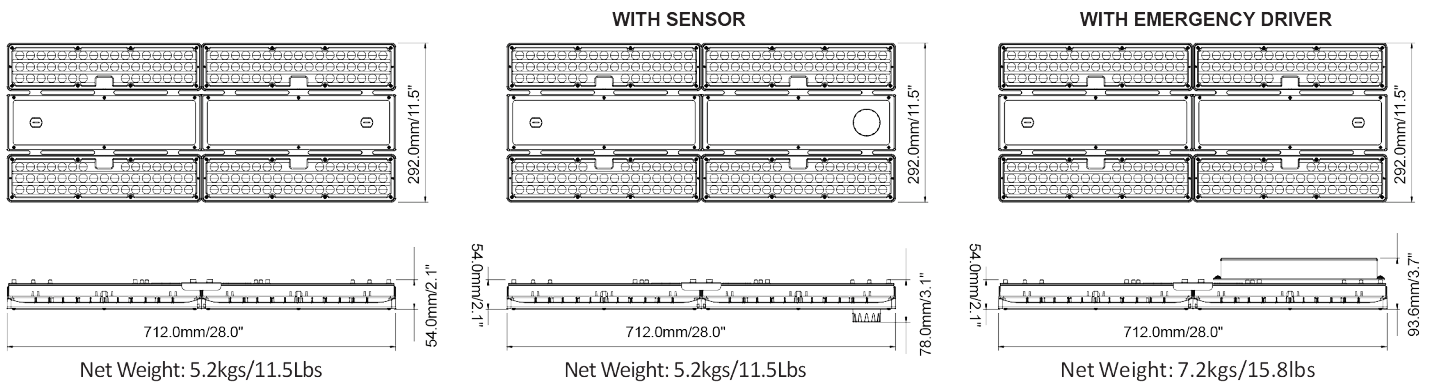
Tandem Mounting

115/130/155W + 115/130/155W
=230/260/310 Total Combined Wattage



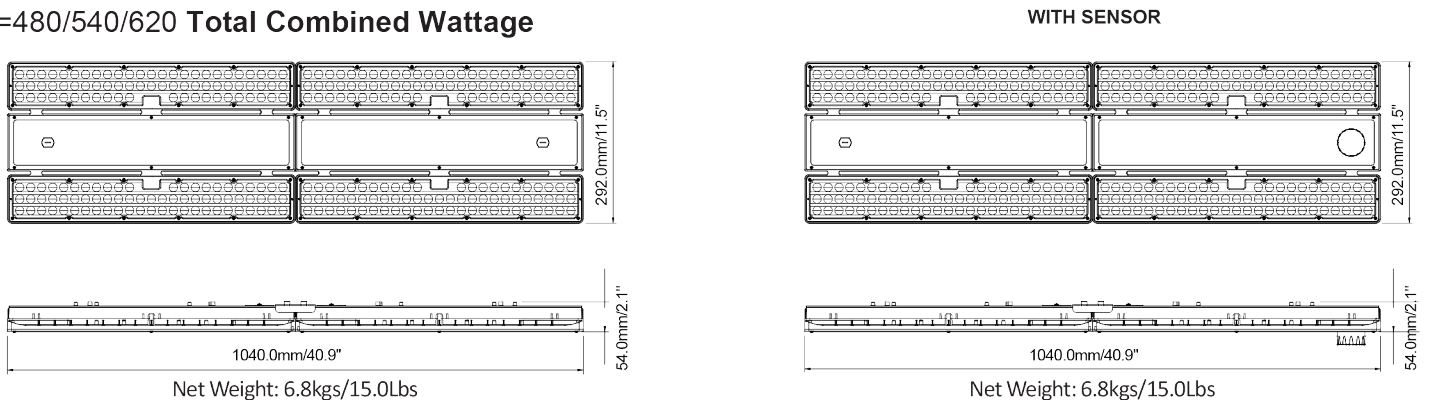
Tandem Mounting

155/180/210W + 155/180/210W
=310/360/420 Total Combined Wattage



Tandem Mounting

240/270/310W + 240/270/310W
=480/540/620 Total Combined Wattage



PATRIOT

CCT SELECTABLE AND WATTAGE SELECTABLE

Accessories

PIR Occupancy Sensor



OS Microwave Sensor




RC Remote Control
(For PIR Occupancy Sensors)



RC100
(For OS Microwave Sensor)




Wire Guard



PATRIOT

CCT SELECTABLE AND WATTAGE SELECTABLE

Continuous Run Connector Kit



Emergency Drivers (CUNV 120-347V)





External EB1
115/130/155W
155/180/210W

25W	CUNV
-----	------



External EB2
240/270/310W

40W	CUNV
-----	------



External EB1 HV
115/130/155W
155/180/210W
240/270/310W

40W	HV
-----	----