

CRESCENT 1 SERIES



Description

The **Crescent 1** series is a sleek decorative post top luminaire and specification-grade solution for lighting pathways, parking areas, gardens and other outdoor spaces. It is capable of replacing HID fixtures ranging from 100W-600W. It has a precision die cast aluminum body with heat sinking across the full module, enabling a long life span.

Features

Fade resistant powder coat finish and toughened glass lens.
 Photocell Optional
 2-3/8" or 3" Post Top Tenon

Optics

120 Degree is standard for all wattages.

Electrical Specifications


Available Wattages: 30W, 50W, 70W, 100W
 Power Factor: >0.95
 CRI: >70 Ra
 Operating Temperature: -30° to 50°C (-22° to 122°F)
 Humidity: 5%-90% RH
 Available Voltages: 120-277VAC

EPA Rating

30W—150W : 1.2 ft²

Certifications and Warranty

CE, ETL and DLC with 6 year warranty



CRESCENT 1 30W/50W



Product Information

	30W	50W
Installation:	Slip Fitter	
Material:	Die-cast Aluminum	
Finish:	Powder coat	
System power (W):	30	50
Fixture lumen output (lm):	3900	6500
System efficiency (lm/W):	130	

Packaging

Net weight lamp (kg/lb):	5.75 / 12.67	5.75 / 12.67
Gross weight carton (kg/lb):	7.00 / 15.43	7.00 / 15.43
Master carton dimensions (mm/in):	530x520x190 / 20.87x20.47x7.49	530x520x190 / 20.87x20.47x7.49
Quantity per carton:	1	1

Code composition

Series	Model	Size	Model	Mounting	Wattage-Lumens	Optics	
DPT	Decorative Post Top	CRS1	Crescent 1	15	15 Inch	SF Slip Fitter (For 3" Tenon)	30W-39L 30W-3900lm 120 120D

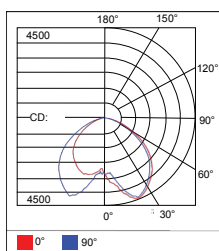
CCT	CRI	Voltage	Dimming	Finish	Accessories	
30K	3000K	70 70+	UNV 120-277V	ND No Dimming	BK Black	NA No Accessories
40K	4000K					PC Photocell
50K	5000K					TA Tenon 2-3/8" Adaptor

Code composition

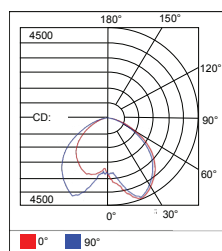
Series	Model	Size	Model	Mounting	Wattage-Lumens	Optics	
DPT	Decorative Post Top	CRS1	Crescent 1	15	15 Inch	SF Slip Fitter (For 3" Tenon)	50W-65L 50W-6500lm 120 120D

CCT	CRI	Voltage	Dimming	Finish	Accessories	
30K	3000K	70 70+	UNV 120-277V	ND No Dimming	BK Black	NA No Accessories
40K	4000K					PC Photocell (120-277V Only)
50K	5000K					TA Tenon 2-3/8" Adaptor

30W-120-30K-CRI70



50W-120-30K-CRI70



CRESCENT 1 70W/100W



Product Information	70W	100W
Installation:	Slip Fitter	
Material:	Die-cast Aluminum	
Finish:	Powder coat	
System power (W):	70	100
Fixture lumen output (lm):	9100	13000
System efficiency (lm/W):	130	

Packaging

Net weight lamp (kg/lb):	6.00 / 13.28	6.00 / 13.28
Gross weight carton (kg/lb):	7.20 / 15.87	7.20 / 15.87
Master carton dimensions (mm/in):	530x520x190 / 20.87x20.47x7.49	530x520x190 / 20.87x20.47x7.49
Quantity per carton:	1	1

Code composition

Series	Model	Size	Model	Mounting	Wattage-Lumens	Optics
DPT	Decorative Post Top	CRS1	Crescent 1	15 15 Inch	SF Slip Fitter (For 3" Tenon)	70W-91L 70W-9100lm 120 120D

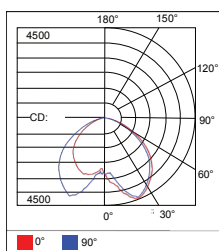
CCT	CRI	Voltage	Dimming	Finish	Accessories
30K 3000K	70 70+	UNV 120-277V	ND No Dimming	BK Black	NA No Accessories
40K 4000K					PC Photocell (120-277V Only)
50K 5000K					TA Tenon 2-3/8" Adaptor

Code composition

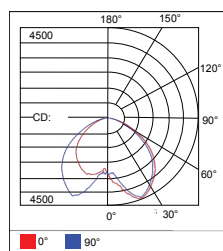
Series	Model	Size	Model	Mounting	Wattage-Lumens	Optics
DPT	Decorative Post Top	CRS1	Crescent 1	15 15 Inch	SF Slip Fitter (For 3" Tenon)	100W-130L 100W-13000lm 120 120D

CCT	CRI	Voltage	Dimming	Finish	Accessories
30K 3000K	70 70+	UNV 120-277V	ND No Dimming	BK Black	NA No Accessories
40K 4000K					PC Photocell
50K 5000K					TA Tenon 2-3/8" Adaptor

70W-120-30K-CRI70



100W-120-30K-CRI70



BUG RATING

BUG RATING			
Model No.	Power	Beam Angle (50%)	BUG Rating
15", 1ARM	30W	110~120°	BI U1 G1
15", 1ARM	50W	110~120°	B2 U1 G1
15", 1ARM	70W	110~120°	B3 U1 G2
15", 1 ARM	100W	110~120°	B3 U1 G2

DIMENSIONS

