

CONTENDER SPORTS FLOOD LIGHT



Description

The **Contender Sports Flood Light** is the swiss army knife of sports lighting. Featuring a modular design that allows the connection of up to three separate modules, each rotatable 360°, the Contender is a versatile luminaire that can handle a huge variety of projects. IP66 and IK10 ratings make it ideal for outdoor use, and offering a variety of beam angles for multiple applications - 30°, 60°, 90° and Asymmetric-G4 Type.

Features

Available in 300W, 600W, 900W and 1200W models, the Contender allows for modular installation to accommodate any application. Quality die-cast aluminum construction with multiple beam angle lens options make it a suitable fixture for a multitude of environments.

CRI: RA>70(Standard); RA>80(Optional)
 Beam Angle: 30° / 60° / 90° / Asymmetric G4
 Ambient Temperature: -40° to 60° C (-40° to 140° F)
 IP66 Rated
 IK10

Optional laser aiming diode, Visor, Side brackets and Slip Fitter

Electrical Specifications

Wattage Options: 300W / 600W / 900W / 1200W
 CCT: 3000K / 4000K / 5000K
 Power Factor: >0.95
 Efficiency: 170lm/W for 30°/60°/90°; 155lm/W for AG4
 Available Voltages: 100-277VAC (UNV); 277-480VAC (HV)
 6KV SPD Standard

Certifications and Warranty

ETL and DLC Premium listed with a 6 year warranty.

WATTAGE	OPTIC	BUG RATING
300W	30	B5-U3-G4
300W	60	B5-U3-G3
300W	90	B5-U3-G3
300W	AG4	
600W	30	B5-U3-G5
600W	60	B5-U3-G3
600W	90	B5-U3-G4
600W	AG4	
900W	30	B5-U3-G5
900W	60	B5-U3-G4
900W	90	B5-U3-G5
900W	AG4	
1200W	30	B5-U4-G5
1200W	60	B5-U3-G4
1200W	90	B5-U3-G5
1200W	AG4	

Modular Design

Single



Double




Triple



Quadruple



CONTENDER SPORTS FLOOD LIGHT SINGLE MODULE



Product Information

300W

Installation:	YOKE
Material:	Die-Cast Aluminum
Finish:	Black
System power (W):	300W
Fixture lumen output (lm):	51000 (46500 for G4)
System efficiency (lm/W):	170 (155 for G4)
LED Engine:	Philip Lumileds 5050
LED Driver:	Meanwell (UNV) / Inventronics (HV) - 2pc

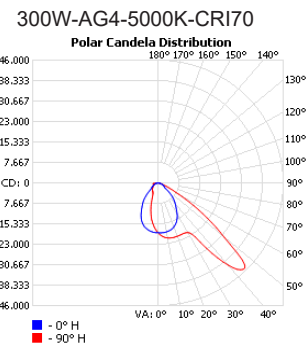
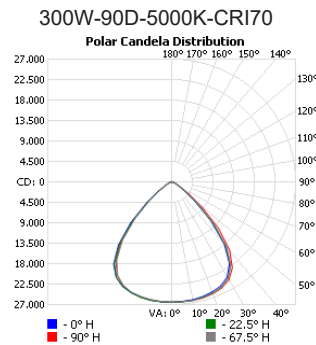
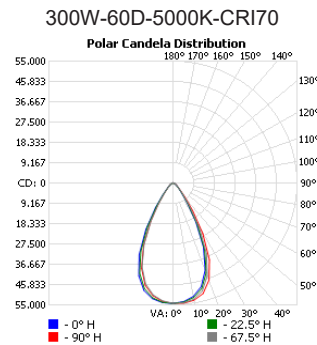
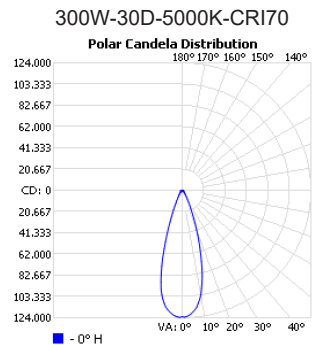
Packaging

New weight lamp (kg/lb):	6.2 / 13.67
Gross weight carton (kg/lb):	28 / 61.73
Master carton dimensions (mm/in):	610 x 410 x 510mm/ 24.02 x 16.14 x 20.08"
Quantity per carton:	4


Code composition

Series	Model	Mounting	Wattage-Lumens	Optics
SFL Sports Flood Light	CN Contender	YK Yoke (Standard)	300W-510L 300W-51000lm	30 30D
		SF Slip fitter		60 60D
				90 90D
				AG4 Asymmetric G4 Type

CCT	CRI	Voltage	Dimming	Finish	Accessories	
3000	3000K	70 70+	UNV 100-277V	D 0-10V (UNV)	BK Black	LAD Laser Aiming Diode
4000	4000K	80 80+	HV 277-480V	1-10V (HV)	GR Grey (Optional)	VS Visor
5000	5000K	(Optional)				20 SPD 20KV Surge Protection Device



CONTENDER SPORTS FLOOD LIGHT DOUBLE MODULE



Product Information

600W

Installation:	YOKE
Material:	Die-Cast Aluminum
Finish:	Black
System power (W):	600W
Fixture lumen output (lm):	102000 (93000 for G4)
System efficiency (lm/W):	170 (155 for G4)
LED Engine:	Philip Lumileds 5050
LED Driver:	Meanwell (UNV) / Inventronics (HV) - 4pc

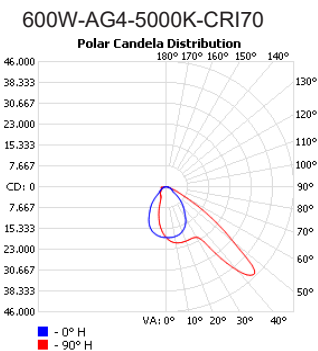
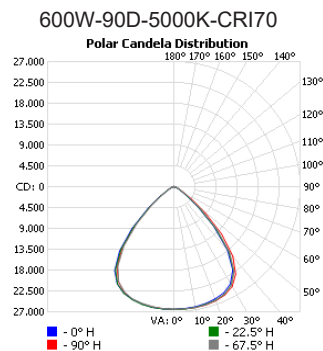
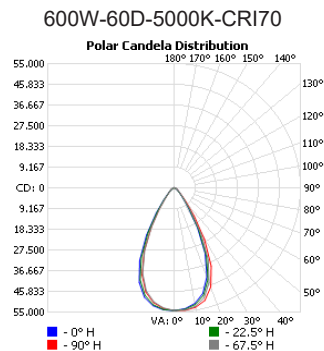
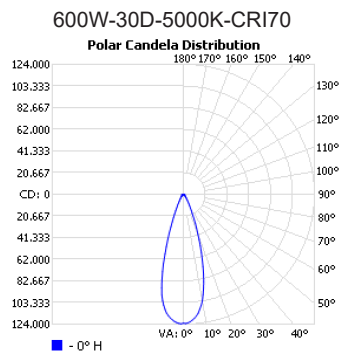
Packaging

New weight lamp (kg/lb):	13.8 / 30.42
Gross weight carton (kg/lb):	30.9 / 68.12
Master carton dimensions (mm/in):	610 x 410 x 510mm/ 24.02 x 16.14 x 20.08"
Quantity per carton:	2


Code composition

Series	Model	Mounting	Wattage-Lumens	Optics
SFL Sports Flood Light	CN Contender	YK Yoke (Standard) SF Slip fitter	600W-1020L 600W-102000lm	30 30D 60 60D 90 90D AG4 Asymmetric G4 Type

CCT	CRI	Voltage	Dimming	Finish	Accessories
3000	3000K	70 70+	UNV 100-277V	D 0-10V (UNV)	BK Black LAD Laser Aiming Diode
4000	4000K	80 80+ (Optional)	HV 277-480V	HV 1-10V (HV)	GR Grey (Optional) VS Visor
5000	5000K				20 SPD 20KV Surge Protection Device



CONTENDER SPORTS FLOOD LIGHT TRIPLE MODULE



Product Information

900W

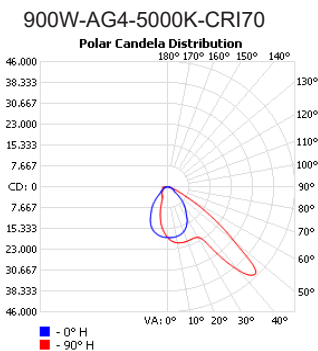
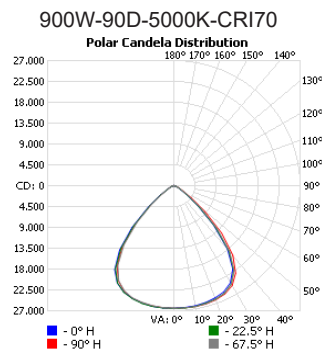
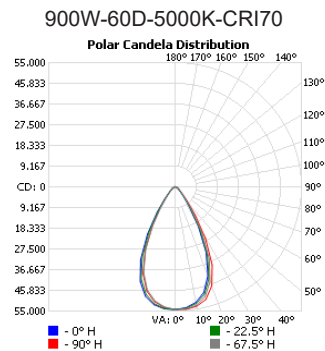
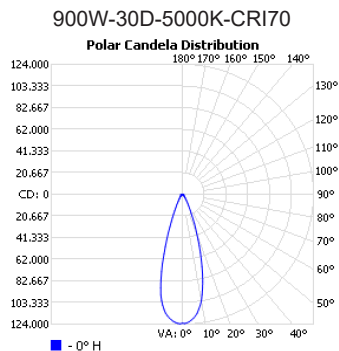
Installation:	YOKE
Material:	Die-Cast Aluminum
Finish:	Black
System power (W):	900W
Fixture lumen output (lm):	153000 (139500 for G4)
System efficiency (lm/W):	170 (155 for G4)
LED Engine:	Philip Lumileds 5050
LED Driver:	Meanwell (UNV) / Inventronics (HV) - 6pc

Packaging



New weight lamp (kg/lb):	21.5 / 47.40
Gross weight carton (kg/lb):	24.9 / 54.90
Master carton dimensions (mm/in):	610 x 410 x 510mm/ 24.02 x 16.14 x 20.08"
Quantity per carton:	1

Code composition

Series	Model	Mounting	Wattage-Lumens	Optics	
SFL Sports Flood Light	CN Contender	YK Yoke (Standard) SF Slip fitter	900W-1530L 900W-153000lm	30 30D 60 60D 90 90D AG4 Asymmetric G4 Type	
CCT	CRI	Voltage	Dimming	Finish	Accessories
3000	3000K	70 70+ UNV	100-277V D 0-10V (UNV)	BK Black	LAD Laser Aiming Diode
4000	4000K	80 80+ HV	277-480V HV 1-10V (HV)	GR Grey (Optional)	VS Visor
5000	5000K	(Optional)			20 SPD 20KV Surge Protection Device



CONTENDER SPORTS FLOOD LIGHT QUADRUPLE MODULE



Product Information

1200W

Installation:	YOKE
Material:	Die-Cast Aluminum
Finish:	Black
System power (W):	1200W
Fixture lumen output (lm):	204000 (186000 for G4)
System efficiency (lm/W):	170 (155 for G4)
LED Engine:	Philip Lumileds 5050
LED Driver:	Meanwell (UNV) / Inventronics (HV) - 8pc

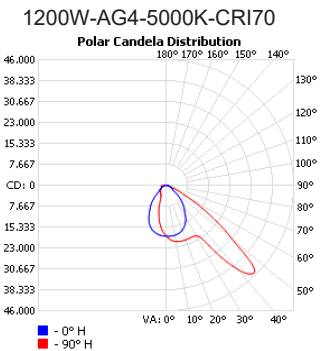
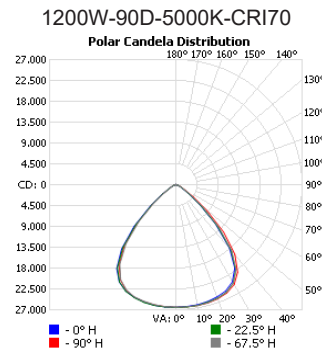
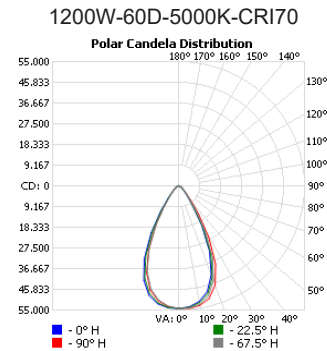
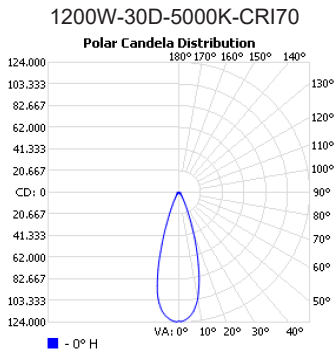
Packaging

New weight lamp (kg/lb):	30 / 66.14
Gross weight carton (kg/lb):	34 / 74.96
Master carton dimensions (mm/in):	610 x 410 x 510mm/ 24.02 x 16.14 x 20.08"
Quantity per carton:	1

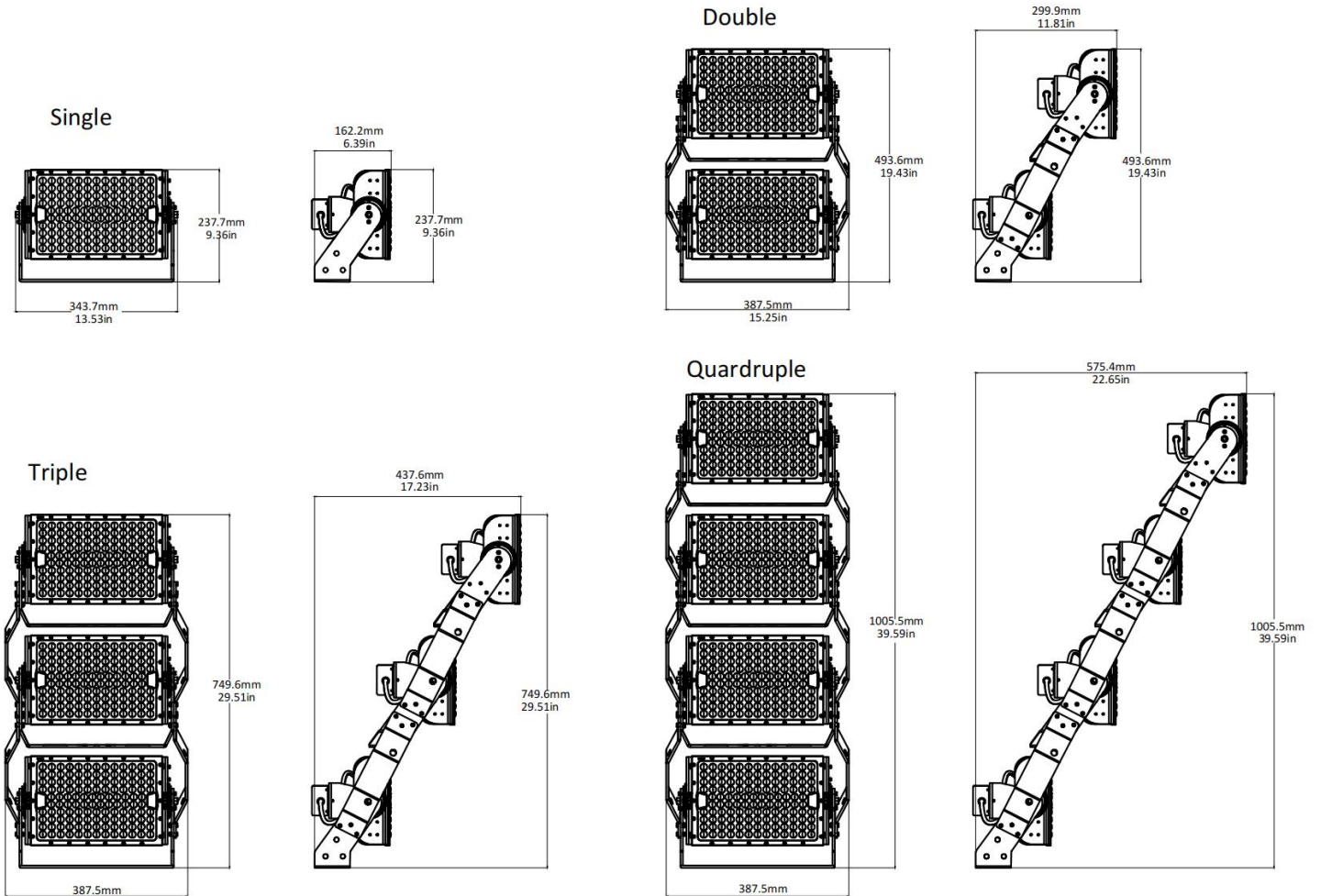
Code composition

Series	Model	Mounting	Wattage-Lumens	Optics
SFL Sports Flood Light	CN Contender	YK Yoke (Standard) SF Slip filter	1200W-2040L 1200W-204000lm	30 30D 60 60D 90 90D AG4 Asymmetric G4 Type

CCT	CRI	Voltage	Dimming	Finish	Accessories
3000	3000K	70 70+	UNV 100-277V	D 0-10V (UNV)	BK Black LAD Laser Aiming Diode
4000	4000K	80 80+ (Optional)	HV 277-480V	HV 1-10V (HV)	GR Grey (Optional) VS Visor
5000	5000K				20 SPD 20KV Surge Protection Device



CONTENDER DIMENSIONS



Accessories

Visor



Side Bracket



Laser Aiming Diode

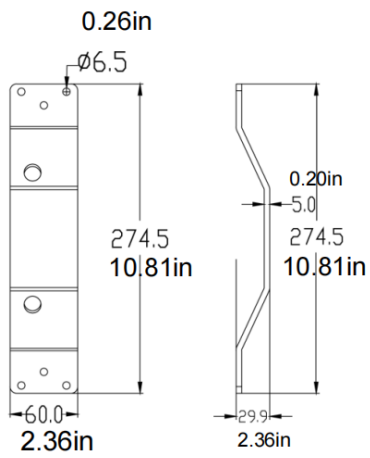


Slip Fitter



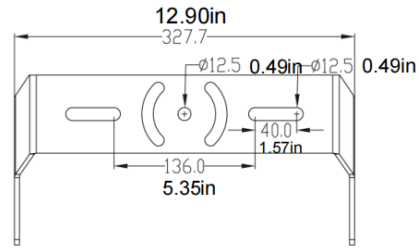
CONTENDER ACCESSORIES DIMENSIONS

Side bracket 600-1200W



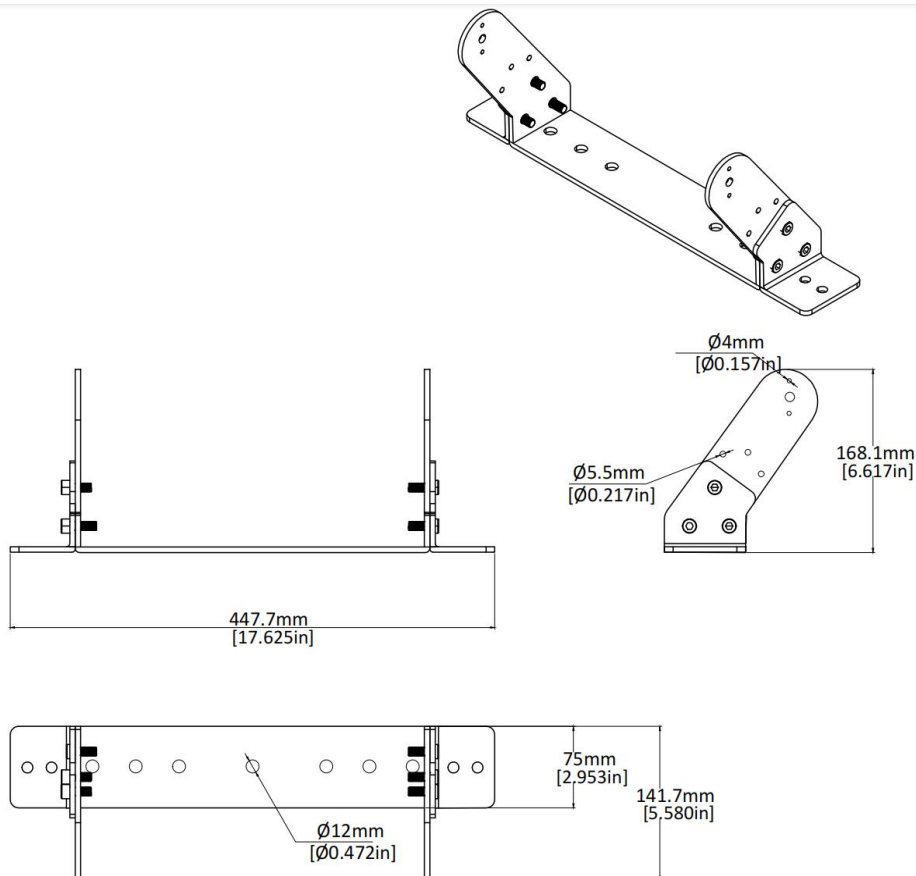
(Unit:in/mm)

YOKE bracket 300-900W



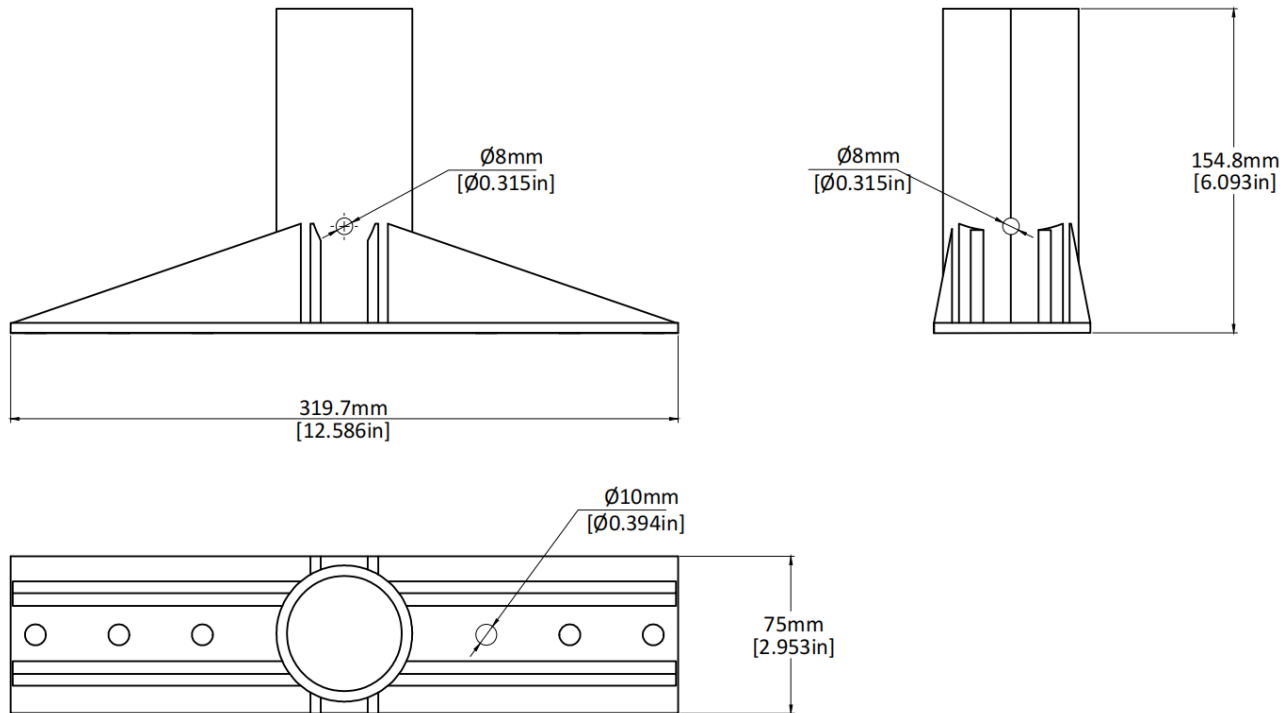
(Unit:in/mm)

YOKE bracket for 1200W

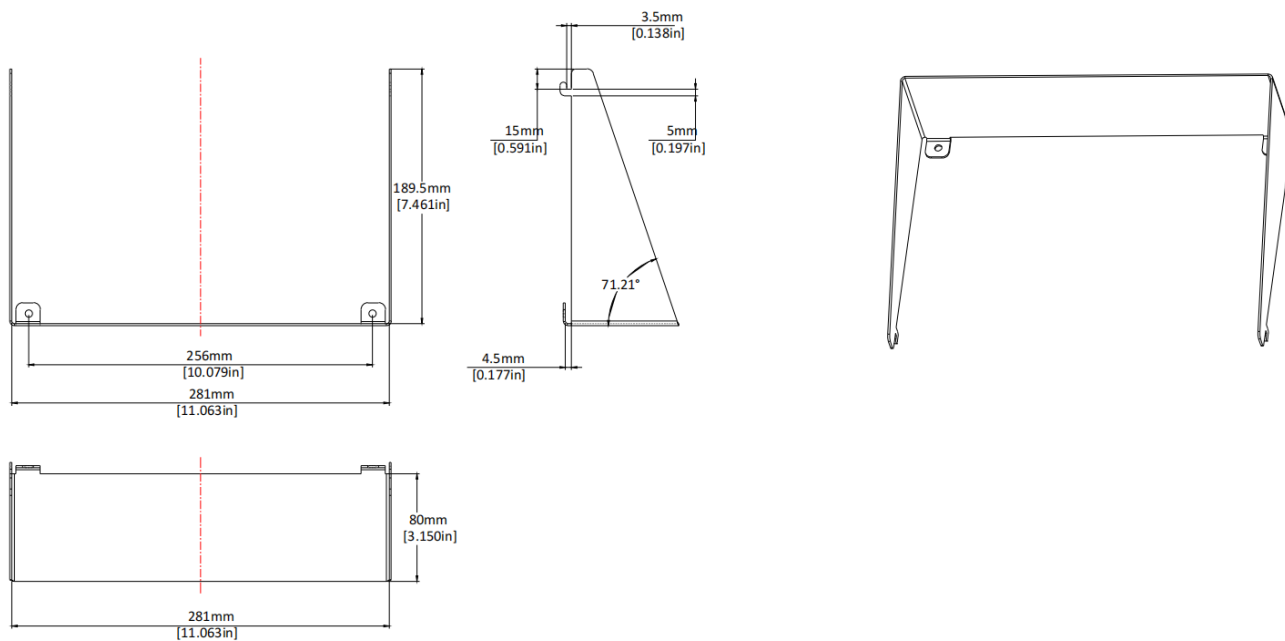


CONTENDER ACCESSORIES DIMENSIONS

Slip Fitter 300-1200W



Visor for 300-1200W



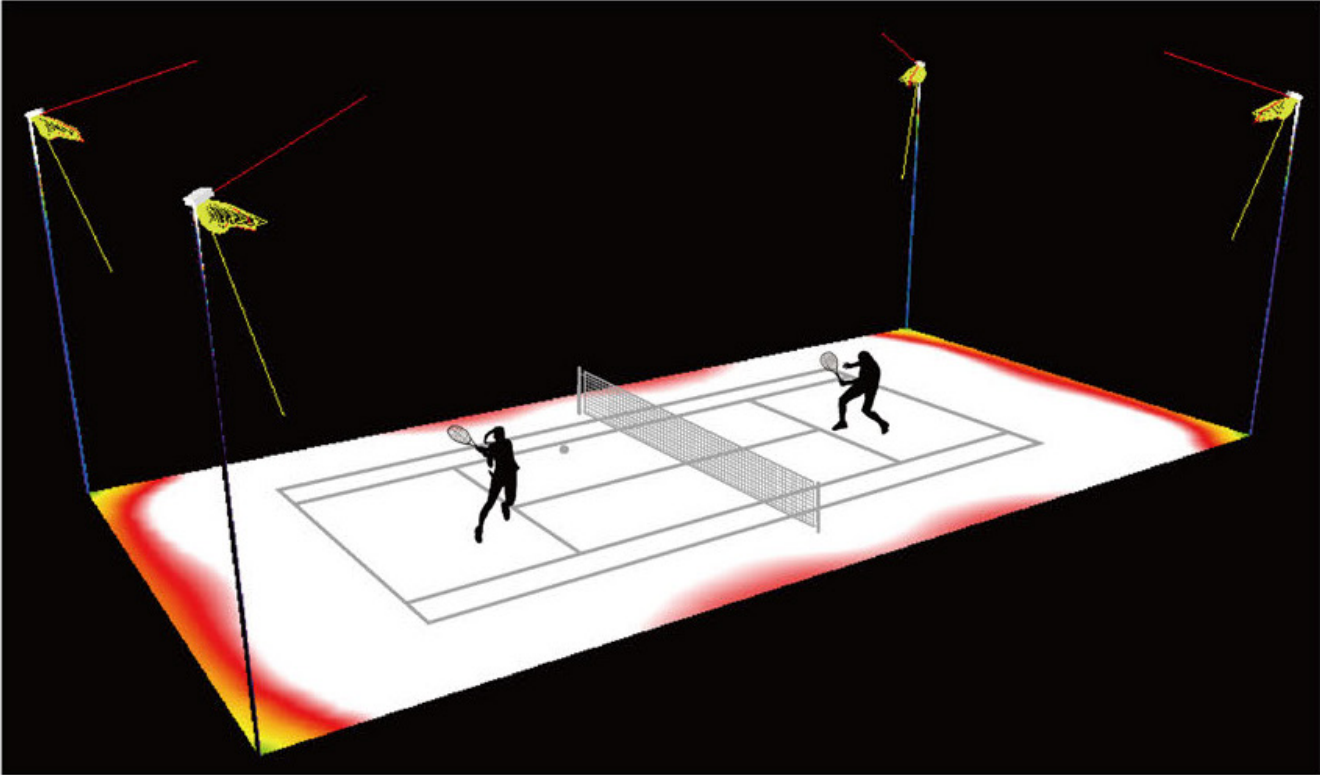
CONTENDER EPA

EPA = (Frontal Projected Area) x (Drag Coefficient)



Power(W)	EPA(ft ²)		
	Top	Side	Front
300W	0.5	0.36	0.8
600W	1	0.73	1.67
900W	1.5	1.11	2.53
1200W	2	1.49	3.4

CONTENDER BEAM ANGLES



* Standard tennis court, only 4pcs flood light uniformity $U_0 > 0.85$.

30°

60°

90°

Asymmetric-G4 Type

