

ALPINE SHELTER



GRADE VII
CLIMBING EQUIPMENT

⚠ WARNING

For climbing and mountaineering only.

The G7 POD is not a flotation device.

The G7 POD is not a safety device.

When using the G7 POD, you must always remain tied into a belay anchor.

No aspect of the G7 POD is suitable for anchoring to. Because of this, it cannot be considered as Personal Protective Equipment (PPE).

Cooking on the POD or in the ALPINE SHELTER is not recommended. This is extremely dangerous and can easily result in death or severe injury through fire or suffocation due to carbon monoxide build up. Always cook outside the POD/ ALPINE SHELTER.

Activities involving the use of this equipment are inherently dangerous. You are responsible for your actions, your decisions and your safety. You assume the consequences of the same.

Minors and others not able to assume this responsibility must be under the direct control of a qualified professional.

Before using this equipment, you must:

- Read and understand all instructions for use.
- Get specific training in its proper use, from a qualified professional*.
- Become expert with its capabilities and limitations.
- Understand and accept the risks involved.

Contact GRADE VII EQUIPMENT if you are uncertain about how to use this product.

Do not modify this product in any way.

FAILURE TO HEED ANY OF THESE WARNINGS MAY RESULT IN SEVERE INJURY OR DEATH.

*A list of guides, guide services, and instructional programs may be obtained through local or national mountain guide associations.

In the USA:

Contact the American Mountain Guide Association:
+1 (303) 271-0984
www.amga.com

In Canada:

Contact the Association of Canadian Mountain Guides:
+1 (403) 678-2885
www.acmg.ca

In Europe/ rest of the world:

Contact the IFMGA/ UIAGM/ IVBV:
+41 61 261 13 11
www.ifmga.info

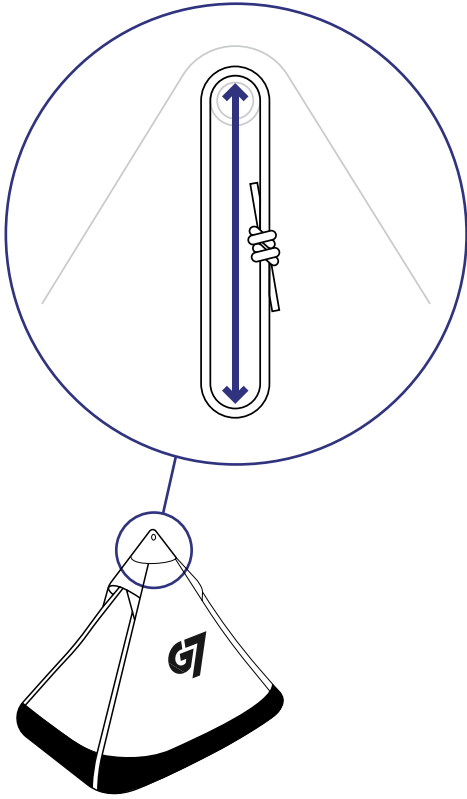
Nomenclature of the G7 ALPINE SHELTER



- | | |
|------------|----------|
| ① Top loop | ④ Door |
| ② Cone | ⑤ Straps |
| ③ Vent | |

* Formerly called the "STORM SHELTER"

Tie-in point installation



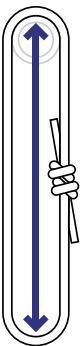
- ① The ALPINE SHELTER comes with a piece of heat resistant 6 mm Sterling XTec cord (rated to 21 kN).
- ② Install the Sterling XTec cord in the top of the cone. Tie a double fisherman's knot* to secure the cord.



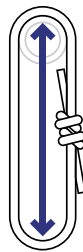
***Training from a qualified professional is required to safely perform this step.**

- ③ Stow the ALPINE SHELTER in the stuff sack. Keep the end of the tie-in point visible through the closure of the stuff sack to aid setup.

Tie-in point length.



Single POD:
36 cm / 14 inches



Two PODs side by side:
26 cm / 10 inches



Ensure your knots have a tail length of at least of 7 cm / 2.5 inches.

Seam seal application



- ① The fabric of your ALPINE SHELTER is waterproof and breathable. In order for the shelter to be waterproof the seams will need to be treated.
- ② Find a dry and well ventilated space to hang and deploy the ALPINE SHELTER over a POD(s). Add weight (rope and rack work well) on the POD(s) and tighten the straps to tension the ALPINE SHELTER.



- ③ Apply a thin layer of the included Seam Grip WP on all outside seams highlighted in the illustration below.

- ④ Let the Seam Grip WP dry for 12 hours.



- ⑤ Apply chalk or talc to the treated seams to prevent sticking before repacking your ALPINE SHELTER.

Seams to treat.

Single POD:
(door removed)



Two PODs:
(side by side)



Deploying the G7 ALPINE SHELTER



① Hang the ALPINE SHELTER by attaching the top loop and stuff sack to your anchor point.

② Attach the POD(s) to the tie-in point.



③ Inflate and level the POD(s). Refer to POD manual for proper leveling configurations.



④ Deploy the ALPINE SHELTER from its stuff sack. Ensure the tie-in point and attachment of the POD(s) are configured correctly.



⑤ *Only for setup with a single G7 POD.*
Remove the door by unzipping it on both sides.



⑥ Connect and adjust the straps under the ALPINE SHELTER to keep it secure.



The ALPINE SHELTER deployed over a single POD.



The ALPINE SHELTER deployed over two PODs setup side by side.



Never anchor yourself to the G7 POD.

You must always remain tied into a belay anchor.

Stowing and storage



- ① Detach the POD(s). Stow the ALPINE SHELTER in the stuff sack. Leave the tie-in point visible to aid deployment.
- ② When not in use, store in a cool dry location away from sunlight. Store loosely in a ventilated box when not in use for prolonged periods.