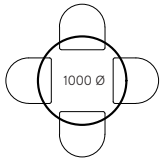


# ZUSTER SEATING GUIDE

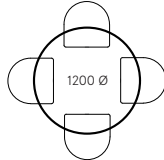
To determine the number of chairs that can be placed comfortably around a table, consider not only the table's dimensions but also its leg style/placement overhang and the width of the chairs.

Our seating recommendations below are based on the Zuster Husk Dining Chair - 515W x 515D x 785H

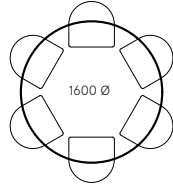
## MEALS TABLE SEATING



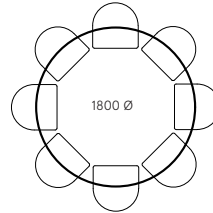
4 SEATS



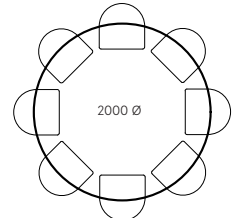
4 SEATS



6 SEATS

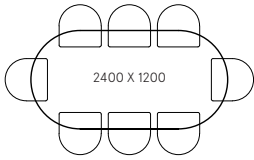


8 SEATS

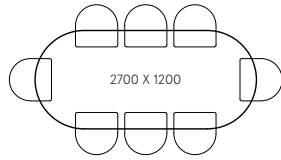


8 SEATS

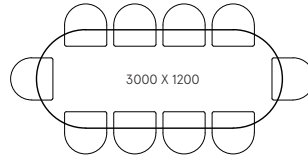
## ROUND EDGE TABLE SEATING



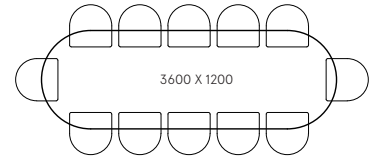
8 SEATS



8 SEATS

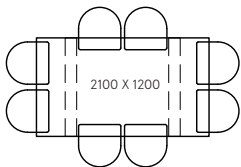


10 SEATS

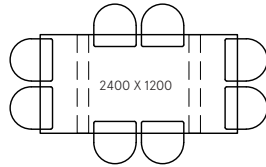


12 SEATS

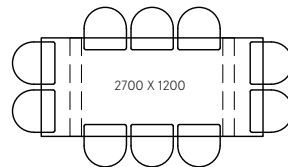
## RECTANGLE TABLE SEATING - APRIL INSET SLEIGH LEGS



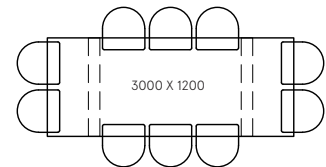
8 SEATS



8 SEATS

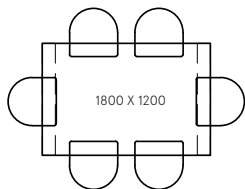


10 SEATS

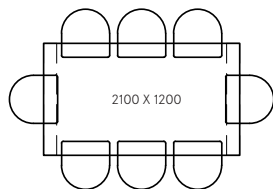


12 SEATS

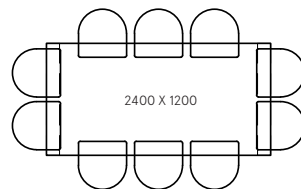
## RECTANGLE TABLE SEATING - APRIL SLEIGH BASE



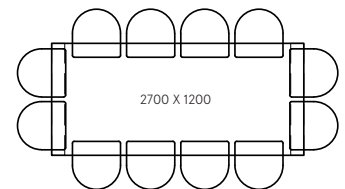
6 SEATS



8 SEATS

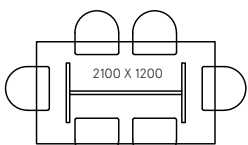


10 SEATS

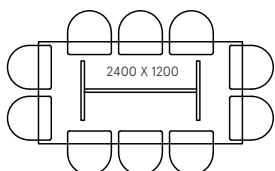


12 SEATS

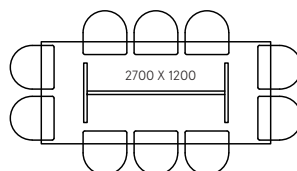
## RECTANGLE TABLE SEATING - PEARL BASE



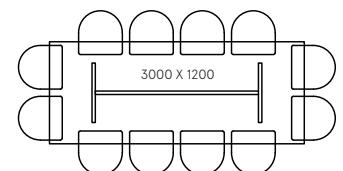
6 SEATS



10 SEATS



10 SEATS



12 SEATS