

zuster

reece

CUSTOM DEPTH BLOSSOM II Wall Hung Vanity

Soft close drawer/s with one internal drawer

DATE _____

SALESPERSON _____

BRANCH _____

PO# _____

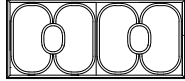
1. Vanity (450 deep x 450 high)

1 Drawer Vanity



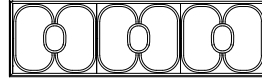
500 (2352098) 600 (2352099)
Depth: _____

2 Drawer Vanity



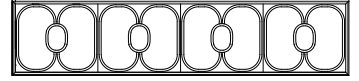
1000 (2352100) 1200 (2352101)
Depth: _____

3 Drawer Vanity



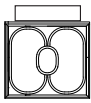
1500 (2352102) 1800 (2352103)
Depth: _____

4 Drawer Vanity

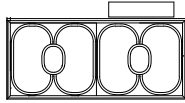


2000 (2352105)
Depth: _____

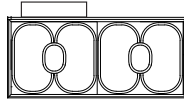
2. Basin Alignment



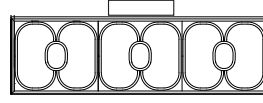
Centered (500 & 600)



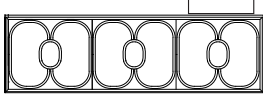
Offset Right



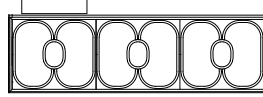
Offset Left



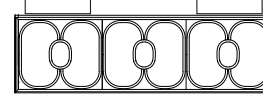
Centered



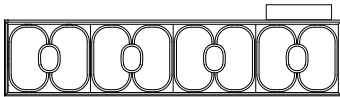
Offset Right



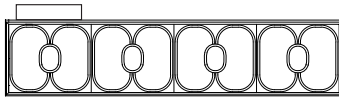
Offset Left



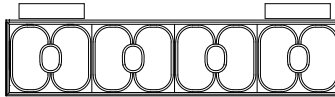
Double Basin



Offset Right



Offset Left



Double Basin

NOTE: Basin alignment dictates location of waste cutout in corian top & drawer. Only wall mounted tapware supported with this unit.

3. Waste Cutouts - Above counter basins

- A - Standard recommended for above counter basins 120Dia
- B - Alternative cutout for above counter basins 130 x 200
- C - No cutout, to be made onsite
- D - Laufen The New Classic 150Dia

- E - Laufen Sonar 120Dia
- F - Laufen Ino 100Dia
- G - Alape Circa (exc. Terra) 45Dia
- J - Alape Terra 68Dia

NOTE: Reece consultant responsible for specifying suitable waste cutout.

Semi inset basins

Reece Product code: _____

Reece Product name: _____

NOTE: Refer to Reece basin matrix for compatible semi inset basins.

4. Vanity

- American Oak
- Pecan Oak
- Limed Oak
- Handle inlay in same finish
- Hazelnut Oak
- Charcoal Oak
- Slate Oak

5. Corian

Included in price
 Glacier White

Handle inlay in same finish

*Additional charge required

- *Deep Night Sky
- *Pebble Terrazzo
- *Weathered Aggregate
- *Silver Birch

- *500 - 800 (2350507)
- *801 - 1200 (2350508)
- *1201 - 1600 (2350509)
- *1601 - 2000 (2350510)

6. Marble handle inlay upgrade

*Additional charge required per handle (2359802)

- *Carrara
- *Silverwave

Please send order form to info@zuster.com.au

Production cannot commence until completed form is received

Track your order here:

https://zustermanufacturing.com.au/index.php/reece/client_view

Clients Signature: _____