

zuster

reece

CUSTOM Z1 BALLERINA Vanity unit

Solid American Oak vanity with legs and corian top


DATE

SALESPERSON

BRANCH

PO#

1. Vanity (standard height 760)




(2321404)

Width 700-900: _____

Depth: _____ (optional 400-450)

Height: _____ (optional 700-800)



(2321406)

Width 901-1100: _____

Depth: _____ (optional 400-450)

Height: _____ (optional 700-800)



(2321408)








Width 1101-1300: _____

Depth: _____ (optional 400-450)

Height: _____ (optional 700-800)

NOTE: CENTRE Basin alignment location. Only wall Mounted tapware supported with this unit.

3. Waste Cutouts - Above counter basins

- | | |
|--|---|
| <input type="checkbox"/>  A - Standard recommended for above counter basins 120Dia | <input type="checkbox"/>  E - Laufen Sonar 120Dia |
| <input type="checkbox"/>  B - Alternative cutout for above counter basins 130 x 200 | <input type="checkbox"/>  F - Laufen Ino 100Dia |
| <input type="checkbox"/> C - No cutout, to be made onsite | <input type="checkbox"/>  G - Alape Circa (exc. Terra) 45Dia |
| <input type="checkbox"/>  D - Laufen The New Classic 150Dia | <input type="checkbox"/>  J - Alape Terra 68Dia |

NOTE: Reece consultant responsible for specifying suitable waste cutout.

3. Finish

- | | |
|---------------------------------------|---------------------------------------|
| <input type="checkbox"/> American Oak | <input type="checkbox"/> Hazelnut Oak |
| <input type="checkbox"/> Pecan Oak | <input type="checkbox"/> Charcoal Oak |
| <input type="checkbox"/> Limed Oak | <input type="checkbox"/> Slate Oak |

4. Corian Finish

- | | |
|--|---|
| Included in price | *Additional charge required |
| <input type="checkbox"/> Glacier White | <input type="checkbox"/> *500 - 800 (2350507) |
| | <input type="checkbox"/> *Deep Night Sky |
| | <input type="checkbox"/> *Pebble Terrazzo |
| | <input type="checkbox"/> *Weathered Aggregate |
| | <input type="checkbox"/> *Silver Birch |
| | <input type="checkbox"/> *801 - 1200 (2350508) |
| | <input type="checkbox"/> *1201 - 1600 (2350509) |
| | <input type="checkbox"/> *1601 - 2000 (2350510) |

5. En Pointe Feet (optional)

*Additional charge required

(2399974)

- | | | | | | |
|-------------------------------------|--|----------------------------------|--------------------------------|-------------------------------------|---------------------------------------|
| <input type="checkbox"/> *Rose Gold | <input type="checkbox"/> *Brushed Nickel | <input type="checkbox"/> *Chrome | <input type="checkbox"/> *Gold | <input type="checkbox"/> *Gun Metal | <input type="checkbox"/> *Matte Black |
|-------------------------------------|--|----------------------------------|--------------------------------|-------------------------------------|---------------------------------------|

Please send order form to info@zuster.com.au

Production cannot commence until completed form is received

Track your order here:

https://zustermanufacturing.com.au/index.php/reece/client_view

Clients Signature: _____