
















Hydration Hype Treatment

TREATMENT STEP	PRODUCTS	AMOUNT OF PRODUCT		OTHER MATERIALS REQUIRED	TIME
Cleanse 	 MOISTURIZING CLEANSING FOAM	4 ml	Apply 4 ml (2 pumps) of Moisturizing Cleansing Foam to the face, neck and decollete. Massage into the skin for 1-2 mins. Remove with a warm compress or moistened gauze.	Facial cloth & water	2 minutes
Tone 	 BALANCING FACIAL TONER	4 ml	Apply 4 ml (2 pumps) of Balancing Facial Toner to 2 cotton pads or 2 x 2 gauze. Gently wipe the previously cleansed areas. Avoid the eyes.	Cotton pad	2 minutes
Renew 	 PROFESSIONAL DETOX MASSAGE GEL PLUS including Massage	1 pc + 15 ml Activator	Place the two Detox Massage Gel spheres in a small bowl. Add 15 ml of the professional activation liquid and stir until the spheres dissolve. Apply the massage gel to the face. Massage neck and decollete with your hands or silicone brush. Perform the Signature Massage. If more slip is required, moisten fingertips. Remove excess product with a warm, moist compress or damp gauze. Repeat removal if required.	Bowl & brush; facial cloth	15 minutes
Extract 	Manual/ Device Extraction		Perform extractions if required.	Gaze/Lancets/ Cotton Pad; optional: Disinfection	5 minutes
Tone 	 BALANCING FACIAL TONER	4 ml	Apply 4 ml Balancing Facial Toner to 2 cottons pads and wipe the treated areas to eliminate bacteria.	Cotton pad	1 minute
Mask 	 PROFESSIONAL MARINE MASK (calculated with Classic Shape)	1 pc	Remove the Professional Marine Mask from the paper blister. Avoid placing the mask on wet surfaces. Pre-moisten the skin with activation liquid and a brush. Place the mask on the skin and proceed to activate the mask with the activation liquid and brush until the mask becomes transparent. Smooth out bubbles with your fingertip and/or the handle of the brush. Leave on for a minimum of 15 mins to a maximum of 20 mins. A pressure point massage can be performed on top of the mask while the client relaxes. Remove the mask.	Scissors/ bowl & cotton pads or spray bottle or 50 ml pipette bottle	25 minutes
Enhance 	 MARINE SERUM SPRAY	0,7 ml	Apply 4-5 sprays of Marine Serum Spray to the palms of the hands. Press into the face, neck and decollete and allow the serum to absorb. DO NOT MASSAGE.		1 minute
Optimize 	 REFINING MOISTURIZER COMFORTING MOISTURIZER	2 ml	Apply 1-2 pumps of moisturizer based on skin type and tap into the skin.		2 minutes
Optional: Sunscreen 			Apply sunscreen as needed.		