

Bellabaci Facial



Treatment time:

60 min.



Suggested price:

Classic to Advanced



Cost per treatment

\$2.11

The Bellabaci Facial is a simple, yet effective treatment that provides immediate and cumulative results. Clients will immediately feel and see a visible difference where the trapped fluid underneath the eyes has dispersed, and the skin looks radiant and lifted with optimal circulation achieved.

By using the facial cups, your client will feel instantly relaxed while you are addressing their concerns, and product penetration is increased as well, ensuring that you get the most from your products.

This treatment was created to offer support for improving blood and lymph circulation, and reducing fine lines and wrinkles by stimulating collagen regeneration. The treatment provides a firming action and restores the health of the skin. The Bellabaci Professional Massage oils and Pure Essential Complexes are infused with essential oils and homeopathic remedies to create tangible and visible results. This treatment is a noise-free and low-cost alternative to invasive treatments.



SAMPLE MENU DESCRIPTION:

Boost your skin with an effective yet non-invasive transformation by utilizing The Bellabaci Cupping Massage System and Professional Massage Oils. This relaxing massage technique, combined with therapeutic ingredients offers benefits such as enhanced collagen and elastin production, improvement of circulation, and reducing wrinkle depth or under-eye bags. This facial treatment is personalized for your physical, mental and emotional needs with our color and aroma selection experience to ensure professional results.



CHROMA & AROMA SELECTION

For the full Bellabaci experience, have the client view all 6 of the Genies. Using periphery vision, the client should choose the color which appears most vibrant. Should there be 2, then the chosen Genie is detected via smell. In true Aromatherapy, your olfactory memory will guide you to which blend your body and mind needs. If the Genie smells wonderful, it is the correct formula. If the Genie does not smell as great, it is not what your body is in need of. Humans are intelligent beings, and we have the ability to know what we need, we just need to learn how to revive this ability. For a practical parable, when you are sick with a virus, you may crave orange juice (immune-boosting) or chocolate for its calcium and uplifting element value during times of pain.



What you'll need:

Professional Products needed:

This facial can be tailor-made to your client's skin concerns.

Skin Concern – Ageing
Renew Pure Essential Complex
Skin Get a Life Genie Massage Oil
Skin Get a Life Genie Crème



BELL39

Skin Concern – Sensitive/Stressed/Dehydrated
Deep Relax Pure Essential Complex
Stress No More Genie Massage Oil
Stress No More Genie Crème



BELL35

Skin Concern – Poor Circulation/Dull Skin/Eye Bags
Revive Pure Essential Complex
Circuflow Genie Massage Oil or Balm
Circuflow Genie Crème



BELL37

Bellabaci Facial Cups and Bambino cups are made from silicone and will increase blood and lymph circulation allowing fresh oxygenated blood to nourish the tissues. They also loosen and assist in the removal of fluid in the area while stimulating natural collagen regeneration.

This treatment offers low cost per service, no overhead cost, and no expensive machines needed, the oils do not stain towels or become rancid and our technique gives the therapist's wrists a well-deserved break while the clients benefit from tangible results.

Bellabaci Deluxe Professional Cupping Kit (BELL25)

- 2 soft body cups
- 2 hard body cups
- 2 medium super cups
- 1 soft facial cup
- 1 soft bambino cup



Bellabaci Professional Pure Essential Complex

- Bellabaci Deep Relax Pure Essential Complex, 1.7 fl. oz. (N3670)
- Bellabaci Renew Pure Essential Complex, 1.7 fl. oz. (N3668)
- Bellabaci Revive Pure Essential Complex, 1.7 fl. oz. (N3666)



Bellabaci Professional Wellness Massage Oils or Balms

- Bellabaci Circuflow Professional Wellness Oil, 17 fl. oz. (N3646)
- Bellabaci Stress No More Professional Wellness Oil, 17 fl. oz. (N3648)
- Bellabaci Skin Get A Life Professional Wellness Oil, 17 fl. oz. (N3645)



- Bellabaci Facial Deep Cleanse Mitt



Bellabaci Facial Products

- Bellabaci Super Smooth Face powder exfoliator 176.37 oz. (BELL61)
- Bellabaci Squeaky Clean Facial Cleanser 33,8 fl. oz. (BELL59)
- Bellabaci Essential Facial Toner 33,8 fl. oz.





What you'll need:

Homecare:

Bellabaci Pure Essential Complex

- Bellabaci Deep Relax Pure Essential Complex, 15ml. (N3638)
- Bellabaci Renew Pure Essential Complex, 15ml. (N3641)
- Bellabaci Revive Pure Essential Complex, 15ml. (N3640)
- How to use:
- Add 2 drops to supercharge your moisturizer.
- Add 2-5 drops to your bath.
- Use as a pulse point wellness method by applying 1 drop to each wrist.
- Use it as a natural perfume (preferably where it won't be exposed to the sun).



Bellabaci Genie's Retail

- Bellabaci Skin Get a Life Genie, 4 fl. oz. (N3633)
- Bellabaci Circuflow Genie, 4 fl. oz. (N3634)
- Bellabaci Stress No More Genie, 4 fl. oz. (N3636)
- How to use:
- Use daily on areas of concern on its own or combine with the Bellabaci Cups.
- The amount will vary on the area, however always start with 1 pump.



Bellabaci Cremes

- Bellabaci Stress No More Creme, 8,45 fl. oz. (BELL43)
- Bellabaci Skin Get a Life Creme, 8,45 fl. oz. (BELL47)
- Bellabaci Circuflow Creme, 8,45 fl. oz. (BELL45)
- How to use:
- Apply to your face and body, morning and night, or as necessary or indicated.



Bellabaci Tools

- Facial Cups (1 soft & 1 hard face cup) (N3581)
- Bambino cups (1 soft & 1 hard bambino cup) (N3582)
- Bellabaci Gua Sha Stone (BELL42)
- Bellabaci Facial Deep Cleanse Mitt (N3655)



Bellabaci Facial Products

- Bellabaci Super Smooth Face powder exfoliator 3.2oz. (BELL60)
- Bellabaci Squeaky Clean Facial Cleanser 8,45 fl. oz. (BELL58)
- Bellabaci Essential Facial Toner 8,45 fl. oz.



Bellabaci Retail Facial Box Kits

Facial Kit Includes:

- Selected Genie
- 1x Soft Bambino Cup
- 1x Soft Facial Cup
- 1x Facial Deep Cleanse Mitt



BELL02



BELL03



BELL01

Bellabaci Squeaky Clean Ritual Box Kit

Facial Kit Includes:

- Squeaky Clean Facial Cleanser
- Super Smooth Facial Exfoliator
- 1x Soft Bambino Cup
- 1x Soft Facial Cup
- 1x Facial Deep Cleanse Mitt





Treatment Protocol



1

TREATMENT PREPARATION

Set the ambiance of treatment by utilizing lighting, diffusers, and music, and if where applicable table heater is switched on.

The treatment room should be set up prior to the guest's arrival. Ensure all supplies are available like warm towels, water, Bellabaci Gua Sha stone, Facial, and Bambino cups as well as Bellabaci Pure essential complex and professional oils. Instruct client to lay face up on the table if needed assist client onto the bed.



2

TREATMENT PROTOCOL

Step 1 - Complete client consultation. Ensure the client is not contraindicated, and decide on the chosen Bellabaci oils best suited to the client, by utilizing the chroma and aroma selection. Determine the client's main concerns or goal for this treatment.

Basic Phase

Step 2 - Remove makeup with the Facial Deep-Cleanse Mitt. Dampen the mitt with water and gently wipe off all traces of makeup, including mascara.

Step 2 - Cleanse the skin with 2-3 pumps of the Squeaky-Clean Gel Cleanser for all skin types. Remove cleanser with damp facial Deep-Cleanse Mitt.

Step 3 - Perform a double cleanse with the Squeaky-Clean Gel Cleanser by utilizing your Bellabaci cups and performing draining and small circular movements. (see massage sequence) Remove cleanser with damp facial Deep-Cleanse Mitt.

Step 4 - Exfoliate the skin with Super Smooth Face Powder Exfoliator. Add half to a full teaspoon of the powder to your hand and add water to create a fizzy paste. The more sensitive the skin, the more water is added to reduce the exfoliation action that may not be tolerated by sensitive skin. Male or rough textured skins may prefer less water added for deeper exfoliation. Do not use on open lesions, pustules, or inflamed skin. Steam may be incorporated during exfoliation. Remove the exfoliator with a damp facial Deep-Cleanse Mitt.

Step 5 - Perform extractions if needed.

Step 6 - Tone the skin with Essential Facial Toner. Spray onto damp cotton rounds and apply evenly onto the skin.

Step 7 - Perform Bellabaci Cupping and Gua Sha Stone Massage (see massage sequence)

Step 8 - Remove massage oil if needed with a damp facial Deep-Cleanse Mitt or a steamed towel. Tone the skin with Essential Facial Toner. Spray onto damp cotton rounds and apply evenly onto the skin.

Step 9 - Apply the recommended Genie Crème and follow with Sunkissed UVA/UVB SPF20.



3

PERFORM FACIAL CUPPING MASSAGE

Apply 2 drops of Chosen Pure Essential Complex to your hands and hold above the client's face, ask them to inhale 3 times. Then press onto the face and décollete by gently using pressure point therapy to apply it to the temples, underneath the eyes, and lymph nodes under the jawline. Follow with 2 pumps of oil into your hands to start the treatment on the face and décollete. Apply oil to the area liberally and perform cupping massage.



Treatment Protocol

Bellabaci Facial Cupping Massage Sequence

- Apply 2 drops of chosen Pure Essential Complex to your hands and hold it above the client's face, ask them to inhale 3 times. Then press onto the face and decollete by gently using pressure point therapy to apply it to the temples, underneath the eyes, and lymph nodes under the jawline.
- Apply 2 pumps of oil into your hands to start the treatment on the face and decollete. Apply oil to the area liberally and perform a cupping massage.
- Start on the Left side of the face.
- Drain the third eye with a soft facial cup starting at the brow line and working upward towards the hairline x3. See image#1
- Drain with a soft Facial Cup, starting at the forehead from the mid-line outwards following the lymphatic pathways x3. See image#1
- Drain with a soft Facial Cup, starting underneath the corner of the eye from the mid-line outwards following the lymphatic pathways x3. See image#1
- Drain with a soft Facial Cup, starting at the side of the mouth from the mid-line outwards following the lymphatic pathways x3. See image#1
- Drain with a soft Facial Cup, starting on the chin from the mid-line outwards following the lymphatic pathways x3. See image#1
- Perform the Fish Bite with a soft Facial Cup, starting at the forehead from the midline outwards following the lymphatic pathways down the neck x3. Use very weak suction pressure on the neck. See image #2
- Perform Small Circles with a soft Facial Cup, starting at the forehead from the mid-line outwards following the lymphatic pathways down to the neck x3. See Image #3
- Perform Large Circles with a soft Facial Cup on the forehead above the eyebrow x3. See image #4
- Perform a Large Circle with a soft Facial Cup, glide in a triangle direction starting at the corner of the eye outwards to the temple and then moving towards the zygomatic/cheekbone and back to the corner of the eye x3
- Perform Large Circles with a soft Facial Cup on the Temporomandibular Joint x3
- Perform stroking with a soft Bambino Cup up and down strokes on the nasolabial fold x3
- Perform Large Circles with a soft Facial Cup on the Jawline x3
- Repeat the Draining sequence on the left side of the face. See image #5
- Repeat the full sequence on the right side of the face.

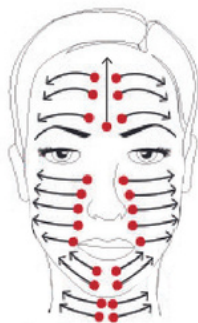


Image #1
Drainage

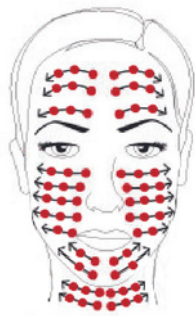


Image #2
Fish Bites



Image #3
Small Circles

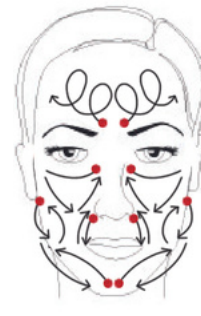


Image #4
Large Circles



Image #5
Drainage



Treatment Protocol

Bellabaci Gua Sha Stone Massage

Note: Additional oil might be needed to ensure gua sha stone glides smoothly.

- Perform full facial effleurage using hands only, repeat X3.
- Start on the left side of the face.
- Ensure to hold your gua sha slanted to the side or at an approximate 45-degree angle using light to medium pressure.

Note: You may use different sides of the stone on different areas of the face depending on the side best suited to the client's contours.

- Perform shoulder strokes with the rounded side of the gua sha sliding from the shoulder towards the occipital hollow. See image #1
- Perform neck strokes with the rounded side of the gua sha sliding from the décolleté towards the chin. See image #2
- Drain the third eye starting between the brows and moving toward the hairline. Repeat 3 times. See image #3
- Drain the forehead from the brows moving toward the hairline. Repeat 3 times. See image #4
- Drain the left brow, starting at the midline outwards. Repeat 3 times. See image #5
- Drain the left side of the face starting at the midline outwards following the lymphatic pathways down to the neck. Repeat 3 times. See image #6
- Drain the nose by gliding the gua sha from the nose down and outwards to the nostrils. Repeat 3 times. See image #7
- Drain above the upper lip from midline towards the corner of the lip and repeat by the lower lip. Repeat 3 times. See image #8
- Slide from the lower cheek towards the cheekbone. Repeat 3 times. See image #9
- Repeat full sequence on the right side of the face.

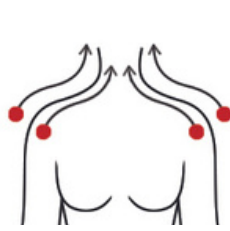


Image #1

Shoulder Strokes



Image #2

Neck Strokes



Image #3

Drain Third Eye



Image #4

Drain Forehead



Image #5

Drain Brows



Image #6

Drainage



Image #7

Drain Nose



Image #8

Lip Drain



Image #9

Cheek Slide



4

COMPLETION OF SERVICE

Complete the service by thanking your client and asking how they feel. Have a mirror available to show the client the changes in the skin. Place robe and slippers by the side of the table so the client can slip into them as they exit. Advise the client on what you have noted and used on the skin today and offer the chosen Bellabaci products from the homecare list for your client as a retail option and provide homecare advice.