



CND PLEXIGEL™ Removal

Removal is only recommended when a client would prefer not to wear CND PLEXIGEL™ enhancements any further.

CND™ PRODUCTS REQUIRED

- COOLBLUE™ Hand Cleanser
- OFFLY FAST™ Moisturizing Remover
- CND™ Foil Remover Wraps
- CND™ Files and Buffers
- SOLAROIL™ Nail & Cuticle Care

ACCESSORIES/EQUIPMENT REQUIRED

- Hand Towel
 - Hand Soap
 - Cotton
 - Foil*
 - Timer
 - E-File
- *Optional





Step 1 CLEANSE HANDS

1. Have the client wash their hands with soap and running water for 20-30 seconds and towel dry.
2. Massage COOLBLUE™ Hand Cleanser into the client's hands.

Step 2 REDUCE THE ENHANCEMENT


1. For fast efficient removal, use an E-File to remove color and reduce the bulk of the enhancement coating up to 95%.
 - a. Use a medium to coarse grit carbide bit at $\frac{3}{4}$ speed to reduce the length and shape. Take care to avoid filing on the natural nail, leaving a thin layer of product.



Step 3 WRAP AND REMOVE

Optional: Foil and cotton may be used instead of a CND™ Foil Remover Wrap.

1. Place an additional square of cotton over the cotton pad on the CND™ Foil Remover Wrap.
2. Saturate both pieces of cotton with OFFLY FAST™ Moisturizing Remover (or acetone).
3. Wrap each finger with a CND™ Foil Remover Wrap.
 - a. Place the wrap under the finger with the edge of the cotton pad underneath the extension edge of the nail.
 - b. Fold cotton pad over the top of the nail.
 - c. Wrap around the finger, ensuring a snug fit.
 - d. Squeeze the top center of the foil together to secure.
4. Set a timer for 20-30 minutes.



Step 4 REMOVE THE WRAP

1. Remove the wrap and buff off any remaining product using a 240-grit buffer. Take care to avoid filing on the natural nail.
 - a. If additional removal is necessary, re-moisten cotton, wrap and time for a few more minutes as needed.
2. Have the client wash their hands with soap and running water for 20-30 seconds and towel dry.
3. Apply a drop of SOLAROIL™ to condition nails and skin.

