

FACE MASK



APPLICATION INSTRUCTIONS

Read the following instructions before using the Overstock Ortho Face Mask:
These directions are guidelines only and not offered as medical recommendations.

The Overstock Ortho Face Mask is fully universal and can be adjusted for proper fit.
.....

1. Hold the mask over your nose and chin, fuzzy side out.
2. Pull the ear straps over each ear.
3. Mask fit should be snug, yet comfortable.
4. Adjust sizing as needed by removing the Velcro® earpiece portion.
5. For a more snug fit, move the ear pieces closer together.
Note the ear pieces can be angled.
6. Trim excess fabric if necessary.

.....

CARE INSTRUCTIONS:


Hand wash only using warm water (NOT HOT) and a mild detergent. Rinse thoroughly. Lay flat to dry. Do not machine wash or machine dry.
.....

WARNING: THIS PRODUCT IS NOT A NIOSH (CDC) CERTIFIED N95 RESPIRATOR OR AN FDA APPROVED (CLASS II) SURGICAL MASK OR CLEARED DEVICE.


- The CDC has recognized where N95 respirators and surgical masks are not available, as a last resort, it may be necessary for healthcare professionals to use masks that have never been evaluated or approved by NIOSH or homemade masks. Caution should be exercised when considering the use of non-NIOSH approved masks or homemade masks, like this product.
- This product is authorized as a source control for use by the general public and healthcare professionals under FDA emergency use authorization for the duration of the emergency declaration.
- Use of this product will not eliminate the risk of illness, and does not remove the risk of contracting any disease, illness, or infection.
- If you experience difficulty breathing, pain, swelling, changes in sensation or unusual reactions, discontinue the use of this product immediately and seek medical attention.

ADJUSTMENTS


1




2



3



4



ID# *282624*



11/20

Overstock
Ortho 

overstockortho.com

