

Markus Man Overboard Scramble-net/Cradle

SCN6-200 to 400R Workboat versions Info sheet 1 - Technical details (TD)

Designed for workboats, with lifting height from 0,5 m (20") to 2,5 m (40"), with suitable rescue zone midship (see data table on info sheet 2). Also suitable for Charter boats, Tourist boats and Patrol boats.

Width: 120 cm (48") **Vertical length:** Variable, see data table – **Weight:** Variable see data table .

Lifting height: Variable, see data table on info sheet 2.

Note: Allow 150 to 200 cm (60" to 80") below waterline to enable MOB's first step.

Methods of use:

- 1) Climbing,
- 2) Horizontal (parbuckle) lifting manually by one or two deck crew,
- 3) Usable with mechanical hoisting systems and short boom.


SCN6 Upper end "L" Link-pipe version.



Other Specifications:

- Fastening for storage to boat at the rescue platform, with 4 to 7 buckle loops.
- Mobile snapped onto rail or fastening eyes with 3 fixed extension ropes or with 2 ropes on an extra link pipe.
- Storage diameter: 125 x 25 x 5 cm (50 x 10 x 4 Inches) 0,016 cubic metre.
- Packing: PVC / Polyester fabric bag, colour Orange red. White, gray and black available as special order.
- Made of Polyester webbing, and marine grade rigid plastic and metal parts.
- Each vertical webbing tensile tested in excess of 1000 kg. (2204 lbs).
- Each mesh tensile tested in excess of 500 kg. (1102 lbs).
- Tensile tested in excess of 3 metric tonne 6614 lbs) with equal load on each vertical fastening webbing loop on the upper end.
- Mobile: When stored indoors layed flat on a shelf ready for use, with fixed extension ropes and snap hooks or a SCN6 link-pipe with two fixed extension ropes,
- Made to LSA / SOLAS standard as applicable. Subject for SOLAS type approval.
- Supplied with Certificate of conformity .

SCN6 Fixed extension ropes (FER) with snap hook.



Storage and fastening options:

1. Mobile: When fitted with fixed or adjustable extension ropes with snap hooks or Link-pipe with two extension ropes with snap hooks.

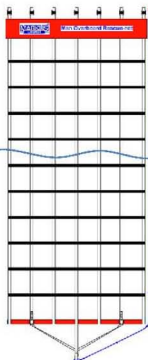
Available SCN6 extra design and accessories:

ML Part no. – Product name

7350002 - SCN6 Link pipe with 2 extension ropes, each with snap hook.

7350011 – SCN6 cm fixed length of extension rope (FER) with snap hook. 3 pc

7350012 – SCN 100 to 200 cm (40"to 80") adjustable extension rope (AER) 3 pc



America Nautical Services Inc.

3311 S. Andrews Avenue, Ste. 11

Ft. Lauderdale, FL 33316

Email: sales@amnautical.com

Phone: 954-522-3321

WhatsApp: 954-292-4212

Man overboard safety and rescue is our concern and speciality.

Markus Man Overboard Scramble-net /Cradle

SCN6-200 to 400R Info sheet 2 – Data table / Selection sheet

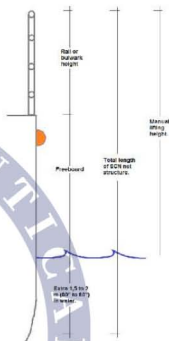
Size: Width 120 cm (48") x vertical length required _____

Note: Count in the freeboard, plus rail or bulwark height if it is to be used at such.

Allow 150 to 200 cm (60" to 80") below waterline to enable MOB's first step.
Underline color selection of cover bag: Orange Red, White, Gray, Black. If nothing is underlined we assume the Orange Red is your choice.

The data table here below shows the vertical length of the SCN6 units, the freeboard it is designed for and weight of standard version.

Please select and mark the accessories you choose to have with it.



Type name	Vertical length in cm (inc)	Lifting height* height max cm (inc)	Approxim. Weight kg (lbs)	Extension rope in cm	SCN6 Link-pipe Length of ropes in cm	Number of hypalon patches	Number of GRP SS square links fastenings	Serial number for marked type
SCN6-200	200 (80)	50 (20)	5,1 (11,2)					
SCN6-250	250 (100)	100 (40)	5,5 (12,1)					
SCN6-300	300 (120)	150 (60)	6,1 (13,4)					
SCN6-350	350 (140)	200 (80)	6,7 (14,7)					
SCN6-400	400 (160)	250 (100)	7,3 (15,9)					

Hypalon patch with rectangular SS link for 25 mm webbing.



ML Product no. 7300002

SS rectangular link, clip and two screws. To be screwed to GRP or aluminum construction.



ML product no.: 7300003



SS Hook 30 7300004

NOTES:

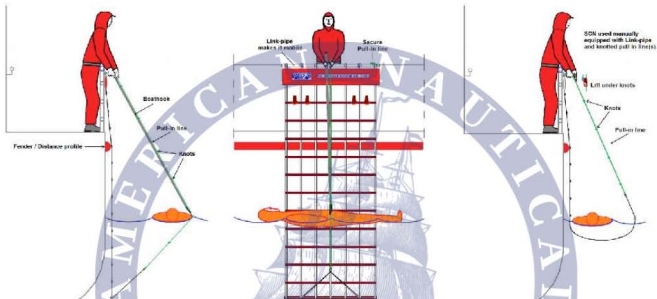
*Lifting height is the freeboard height of rescue platform above water plus rail or bulwark height when it has to be counted in.

Man overboard safety and rescue is our concern and speciality.

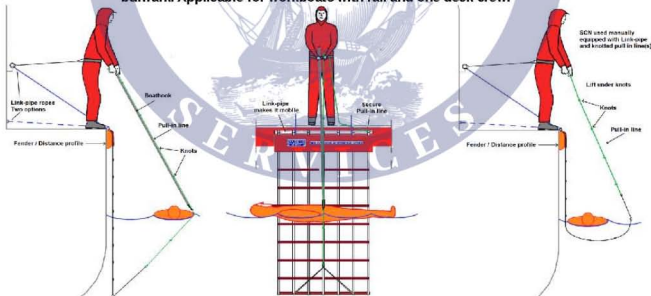
Markus Man Overboard Scramble-net / Cradle

Type SCN6-200 to 400 Info sheet 3 – Possibilities

This sheet applies to Markus MOB Scramble-net / Cradles types SCN6-200, 250, 300, 350 and 400. It shows the possibilities and variations in use.



Markus MOB Scramble-net / Cradles types SCN6-200, 250, 300, 350 and 400 used manually at rail or bulwark. Applicable for workboats with rail and one deck crew.



Markus MOB Scramble-net / Cradles types SCN6-200, 250, 300, 350 and 400 used manually on Pilot boat without rail midship and one deck crew.


Man overboard safety and rescue is our concern and speciality.



Markus Man Overboard Scramble-net / Cradle

Type SCN6-200 to 400 Info sheet 4 – Possibilities

This sheet applies to Markus MOB Scramble-net / Cradles types SCN6-200, 250, 300, 350 and 400. It shows the possibilities and variations in use with hoisting strap, whinches and crane boom.



Man overboard safety and rescue is our concern and speciality.


Markus Man Overboard Scramble-net / Cradle

Type SCN6-200 to 400 Info sheet 5 – Possibilities

This sheet applies to Markus MOB Scramble-net / Cradles types SCN6-200, 250 on RIBs and rescue dinghys.

Instructions for use to lift an unconscious person on board

To lift a MOB up in horizontal position, let the net hang straight down as the MOB is grasped at the side of the boat and the pull-in line is swung to the far side of him. The MOB is then positioned with shoulders and bottom in the net and the rescue-net pulled up around the far side of him. The MOB is then scooped on board in the net. This unit can also be used as stretcher to carry the casualty to a place of care.



Remember!

- Have your back straight and use your arms, legs and body weight to roll the casualty on board.
- Take care when the rescue-net is stowed to fasten the pull-in line handle to the forward buckle loop to prevent it reaching the propeller.
- Regularly, make sure you test the parts of the rescue-net, that are exposed to the sun.



Comments from Health and Safety and Operations

We have found that a FRC rescue net should be a minimum width of 120 cm or 4 feet wide to ensure an even roll up (parbuckle) for the man overboard. In addition a four foot width ensure to the MOB a more comfortable evenly weighted lift that would reduce stress points on the body and abrasions.

The Markus MOB Boat rescue-net weighs 3 to 4 times less than the competition products, is easier to install and takes less stowage room. It is designed to be lowered 1 m to 1,5 m (40" to 60") into the water enabling person in the water to step onto it without difficulty and climb on board.

Reference doc: Icelandic Coastguard test.



America Nautical Services Inc.
 3311 S. Andrews Avenue, Ste. 11
 Ft. Lauderdale, FL 33316
 Email: sales@amnautical.com
 Phone: 954-522-3321
 WhatsApp: 954-292-4212

Man overboard safety and rescue is our concern and speciality.

