

Eureka®

Woodheating




Eureka.
Woodheating

Explore The Australian Indoors


GASON.
HEATING

Eureka Woodheating

Explore The Australian Indoors



Eureka Woodheating has been a key player in the Australian Woodheating industry for over 30 years. While many major brands have begun to source components and move production overseas, Eureka has consolidated its reputation as 100% Australian made and manufactured product by expanding its range of high quality woodheaters. Eureka have sought to continue to provide Australian families with a vibrant heat source that can be counted upon during the peak of winter.

Our expansive range covers styles to suit every home from traditional flat and bay window, to modernised / minimalistic woodheaters and double-sided heating options. Eureka also provides you with a range of installation options using our Zero Clearance Cabinets and Through-Wall Kits.

When you purchase a Eureka, you are investing in a high-quality Australian made product that is built to last under Australian conditions and you can rest assured in the knowledge your purchase is backed up by industry-leading after sales service and support. At Eureka, we believe that the journey starts with exploring the Australian indoors.



CONTENTS

AUSTRALIAN MADE	3	ZERO CLEARANCE & ELEVATED	12
DISCOVERY SERIES	4-7	INSTALLATION	
SELECTION SERIES	8-9	SPECIFICATIONS	13-14
DOUBLE-SIDED RANGE	10-11		

Eureka Woodheating

Australian Made

DISCOVERY SERIES

The diversity offered by the Discovery Series means that there is a model to suit every application in home heating. The range includes tried and tested models that have been a constant and reliable heat source for many Australian families for generations. From tall and easy to load flat window freestanding models, to the elegance of the bay window models - you can be sure there is a style to suit your needs.

SELECTION SERIES

Looking for something that is both visually striking and hard working? Look no further than the Eureka Selection Series. These woodheaters will not only provide an elegant centrepiece for your living space all year round, they will ensure your house has a warm and cosy feel to it so you can relax in comfort.

DOUBLE-SIDED RANGE

The Eureka Double-Sided Range gives you a variety of options in terms of size and style. The substantial heating capacity of the Duet is contrasted by the smaller Gemini which is great for smaller homes. The pinnacle of woodheater design is showcased in the stunning Jewel models, which will provide gorgeous views of flickering flames to two areas of your home.



DID YOU KNOW?

Research conducted by the CSIRO found that firewood produces less greenhouse gas than all other domestic heating options. Australia's environmental standards relating to woodheating are the strictest in the world. This means burning wood in the modern efficient woodheaters provided by Eureka will produce less carbon than if the wood was left to naturally decompose on forest floor.*

*2003 CSIRO Study: Life Cycle Assessment of Greenhouse Gas Emissions from Domestic Woodheating

Eureka Woodheating

Discovery Series - Freestanding



OPAL

- ✓ 3-Speed Fan
- ✓ Firebrick Lined
- ✓ 8mm Steel Baffle Plate
- ✓ 10 Year Firebox Warranty
- ✓ Tall Pedestal For Easy Loading


	CAPACITY 180m ²
	LOG LENGTH 340mm
	FLUE SIZE 150mm
	OUTPUT 14kWt

	EFFICIENCY 69%t		EMMISSIONS 0.9 g/kg
---	---------------------------	--	-------------------------------



MINER

- ✓ 3-Speed Fan
- ✓ Firebrick Lined
- ✓ 8mm Steel Baffle Plate
- ✓ 10 Year Firebox Warranty
- ✓ Tall Pedestal For Easy Loading




	CAPACITY 260m ²
	LOG LENGTH 410mm
	FLUE SIZE 150mm
	OUTPUT 21kWt

	EFFICIENCY 72%t		EMMISSIONS 1.4 g/kg
---	---------------------------	--	-------------------------------



GARNET

- ✓ 3-Speed Fan
- ✓ Firebrick Lined
- ✓ 8mm Steel Baffle Plate
- ✓ 10 Year Firebox Warranty
- ✓ Tall Pedestal For Easy Loading

	CAPACITY 320m ²
	LOG LENGTH 410mm
	FLUE SIZE 175mm

	EFFICIENCY 65%t		EMMISSIONS 1.3 g/kg		OUTPUT 24kWt
---	---------------------------	--	-------------------------------	---	------------------------

Eureka Woodheating

Discovery Series - Freestanding



EMERALD

- ✓ 3-Speed Fan
- ✓ Firebrick Lined
- ✓ 8mm Steel Baffle Plate
- ✓ 10 Year Firebox Warranty
- ✓ Dual Pre-Heated Primary Air
- ✓ Cool-Touch Casing



EFFICIENCY
73%_t



EMISSIONS
1.0 g/kg



CAPACITY
220m²



LOG LENGTH
450mm



FLUE SIZE
150mm



OUTPUT
15kW_t



ONYX

- ✓ 3-Speed Fan
- ✓ Firebrick Lined
- ✓ 8mm Steel Baffle Plate
- ✓ 10 Year Firebox Warranty
- ✓ Dual Pre-Heated Primary Air
- ✓ Cool-Touch Casing



EFFICIENCY
65%_t



EMISSIONS
1.3 g/kg



CAPACITY
300m²



LOG LENGTH
450mm



FLUE SIZE
150mm



OUTPUT
17kW_t



SOLITAIRE

- ✓ 3-Speed Fan
- ✓ Firebrick Lined
- ✓ 8mm Steel Baffle Plate
- ✓ 10 Year Firebox Warranty
- ✓ Dual Pre-Heated Primary Air
- ✓ Cool-Touch Casing



EFFICIENCY
64%_t



EMISSIONS
2.4 g/kg



CAPACITY
350m²



LOG LENGTH
480mm



FLUE SIZE
175mm



OUTPUT
22kW_t

Eureka Woodheating

Discovery Series - Freestanding



NUGGET

- ✓ Boil & Simmer On Top Or Back Shelf
- ✓ Firebrick Lined
- ✓ Extra Deep Firebox For Easy Loading
- ✓ 10 Year Firebox Warranty
- ✓ Optional 3-Speed Fan



EFFICIENCY
69%†



EMMISSIONS
1.1 g/kg



CAPACITY
180m²



LOG LENGTH
480mm



FLUE SIZE
150mm



OUTPUT
16kW†



COOKER

- ✓ Hot Plate For Boiling / Simmering
- ✓ Oven For Baking
- ✓ Firebrick Lined
- ✓ 8mm Steel Baffle Plate



EFFICIENCY
N/A



EMMISSIONS
N/A



CAPACITY
120m²



LOG LENGTH
340mm



FLUE SIZE
150mm



OUTPUT
N/A



WOODSTOCK

- ✓ 3-Speed Fan
- ✓ Firebrick Lined
- ✓ 8mm Steel Baffle Plate
- ✓ Large Wood Storage Box
- ✓ Tall Unit & Easy To Load
- ✓ Identical Firebox To Opal
- ✓ 10 Year Firebox Warranty



EFFICIENCY
69%†



EMMISSIONS
0.9 g/kg



CAPACITY
180m²



LOG LENGTH
340mm



FLUE SIZE
150mm



OUTPUT
14kW†

Eureka Woodheating

Discovery Series - Insert



OPAL

- ✓ 3-Speed Fan
- ✓ Firebrick Lined
- ✓ 8mm Steel Baffle Plate
- ✓ 10 Year Firebox Warranty
- ✓ Zero Clearance Compatible,
See Page 14 For More Information



EFFICIENCY
72%_t



EMMISSIONS
0.9 g/kg



CAPACITY
160m²



LOG LENGTH
340mm



FLUE SIZE
150mm



OUTPUT
14kW_t



STOCKADE

- ✓ 3-Speed Fan
- ✓ Firebrick Lined
- ✓ 8mm Steel Baffle Plate
- ✓ 10 Year Firebox Warranty
- ✓ Zero Clearance Compatible,
See Page 14 For More Information



EFFICIENCY
67%_t



EMMISSIONS
1.5 g/kg



CAPACITY
240m²



LOG LENGTH
410mm



FLUE SIZE
150mm



OUTPUT
17kW_t



GARNET

- ✓ 3-Speed Fan
- ✓ Firebrick Lined
- ✓ 8mm Steel Baffle Plate
- ✓ 10 Year Firebox Warranty
- ✓ Zero Clearance Compatible,
See Page 14 For More Information



EFFICIENCY
65%_t



EMMISSIONS
1.4 g/kg



CAPACITY
280m²



LOG LENGTH
410mm



FLUE SIZE
175mm



OUTPUT
21kW_t



VICTORIAN

- ✓ 3-Speed Fan
- ✓ Cast Iron Lined
- ✓ 8mm Steel Baffle Plate
- ✓ 10 Year Firebox Warranty
- ✓ Alloy Fascia & Timber Mantle Option
- ✓ Zero Clearance Compatible, See p14



EFFICIENCY
60%_t



EMMISSIONS
1.4 g/kg



CAPACITY
260m²



LOG LENGTH
420mm



FLUE SIZE
150mm



OUTPUT
16kW_t

Eureka Woodheating

Selection Series - Freestanding & Modular



PEARL FREESTANDING

- ✓ Sleek & Modern Design
- ✓ 3-Speed Fan
- ✓ Cast Iron Lined
- ✓ 8mm Steel Baffle Plate
- ✓ 10 Year Firebox Warranty
- ✓ Dual Pre-Heated Primary Air
- ✓ Dual-Action Handle Latch
- ✓ Thermostatic Fan Control



CAPACITY
260m²



LOG LENGTH
410mm



FLUE SIZE
150mm



EFFICIENCY
80%†



EMISSIONS
0.9 g/kg

RUBY FREESTANDING

- ✓ Sleek & Modern Design
- ✓ 3-Speed Fan
- ✓ Cast Iron Lined
- ✓ 8mm Steel Baffle Plate
- ✓ 10 Year Firebox Warranty
- ✓ Dual Pre-Heated Primary Air
- ✓ Dual-Action Handle Latch
- ✓ Thermostatic Fan Control



CAPACITY
330m²



LOG LENGTH
410mm



FLUE SIZE
150mm



EFFICIENCY
76%†



EMISSIONS
1.3 g/kg

PEARL MODULAR

- ✓ Sleek & Modern Design
- ✓ 1200mm Bench Option
- ✓ 3-Speed Fan
- ✓ Cast Iron Lined
- ✓ 8mm Steel Baffle Plate
- ✓ 10 Year Firebox Warranty
- ✓ High Efficiency, Low Emissions
- ✓ Thermostatic Fan Control



CAPACITY
260m²



LOG LENGTH
410mm



FLUE SIZE
150mm



EFFICIENCY
80%†



EMISSIONS
0.9 g/kg

RUBY MODULAR

- ✓ Sleek & Modern Design
- ✓ 1200mm Bench Option
- ✓ 3-Speed Fan
- ✓ Cast Iron Lined
- ✓ 8mm Steel Baffle Plate
- ✓ 10 Year Firebox Warranty
- ✓ High Efficiency, Low Emissions
- ✓ Thermostatic Fan Control



CAPACITY
330m²



LOG LENGTH
410mm



FLUE SIZE
150mm



EFFICIENCY
76%†




EMISSIONS
1.3 g/kg


Eureka Woodheating

Selection Series - Insert

PEARL

	CAPACITY 240m ²
	LOG LENGTH 410mm
	FLUE SIZE 150mm
	EFFICIENCY 74%†
	EMISSIONS 1.0 g/kg

RUBY

	CAPACITY 300m ²
	LOG LENGTH 410mm
	FLUE SIZE 150mm
	EFFICIENCY 68%†
	EMISSIONS 1.4 g/kg



Masonry Insert - Fascia Depth 16mm
Zero Clearance Insert - Fascia Depth 3mm (Flush Fit)

- ✓ Sleek & Modern Design
- ✓ 3-Speed Fan
- ✓ Cast Iron Lined
- ✓ 8mm Steel Baffle Plate
- ✓ 10 Year Firebox Warranty
- ✓ Dual Pre-Heated Primary Air
- ✓ Dual-Action Handle Latch
- ✓ Thermostatic Fan Control

WHY CHOOSE A EUREKA WOODHEATER?


Removable 8mm steel baffle plate

Heat shield casing to ensure maximum fan air convection

Toughened 5mm ceramic Glass

Cast Iron Liners ensure maximum heat efficiency

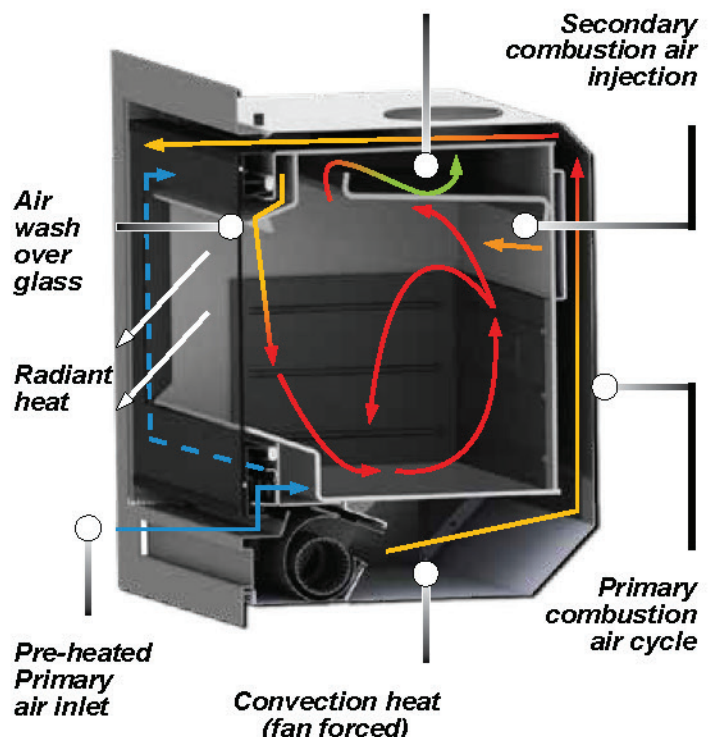
Modern manufacturing techniques ensure that the integrity & strength of the Firebox is preserved



Powerful 3-Speed Fan for effective air circulation

Final combustion process

Secondary combustion air injection



Eureka Woodheating

Double-Sided Range



GEMINI

- ✓ 2x 3-Speed Fans
- ✓ Firebrick Lined
- ✓ 8mm Steel Baffle Plate
- ✓ 10 Year Firebox Warranty
- ✓ Through-Wall Install & Masonry Cavity Install Options



CAPACITY
280m²



LOG LENGTH
710mm



FLUE SIZE
150mm



EFFICIENCY
64%†



EMMISSIONS
2.4 g/kg



OUTPUT
16kW†



DUET

- ✓ 2x 3-Speed Fans
- ✓ Firebrick Lined
- ✓ 8mm Steel Baffle Plate
- ✓ 10 Year Firebox Warranty
- ✓ Through-Wall Install & Masonry Cavity Install Options



CAPACITY
400m²



LOG LENGTH
670mm



FLUE SIZE
175mm



EFFICIENCY
67%†



EMMISSIONS
1.4 g/kg



OUTPUT
24kW†



JEWEL FREESTANDING

- ✓ 2x 3-Speed Fans
- ✓ Cast Iron Lined
- ✓ 8mm Steel Baffle Plate
- ✓ 10 Year Firebox Warranty
- ✓ Dual-Action Handle Latch
- ✓ Thermostatic Fan Control
- ✓ Through-Wall Options Available



CAPACITY
420m²



LOG LENGTH
530mm



FLUE SIZE
175mm



EFFICIENCY
62%†



EMMISSIONS
1.2 g/kg



OUTPUT
25+ kW†





Eureka Woodheating

Double-Sided Range



JEWEL INSERT

- ✓ 2x 3-Speed Fans
- ✓ Cast Iron Lined
- ✓ 8mm Steel Baffle Plate
- ✓ 10 Year Firebox Warranty
- ✓ Dual-Action Handle Latch
- ✓ Thermostatic Fan Control
- ✓ Masonry Installation Only


-  **CAPACITY**
400m²
-  **LOG LENGTH**
530mm
-  **FLUE SIZE**
175mm
-  **OUTPUT**
25+ kWt



EFFICIENCY
62%t



EMMISSIONS
1.2 g/kg



*Duet Freestanding
Through-Wall Kit*



*Jewel Freestanding
Through-Wall Kit*




*Jewel Insert
(Masonry Installation)*

Contact your Eureka dealer for further information / specifications on double-sided / through-wall installations



JEWEL MODULAR

- ✓ 2x 3-Speed Fans
- ✓ Cast Iron Lined
- ✓ 8mm Steel Baffle Plate
- ✓ 10 Year Firebox Warranty
- ✓ Dual-Action Handle Latch
- ✓ Thermostatic Fan Control
- ✓ 1200mm Bench Option

-  **CAPACITY**
420m²
-  **LOG LENGTH**
530mm
-  **FLUE SIZE**
175mm
-  **OUTPUT**
25+ kWt



EFFICIENCY
62%t



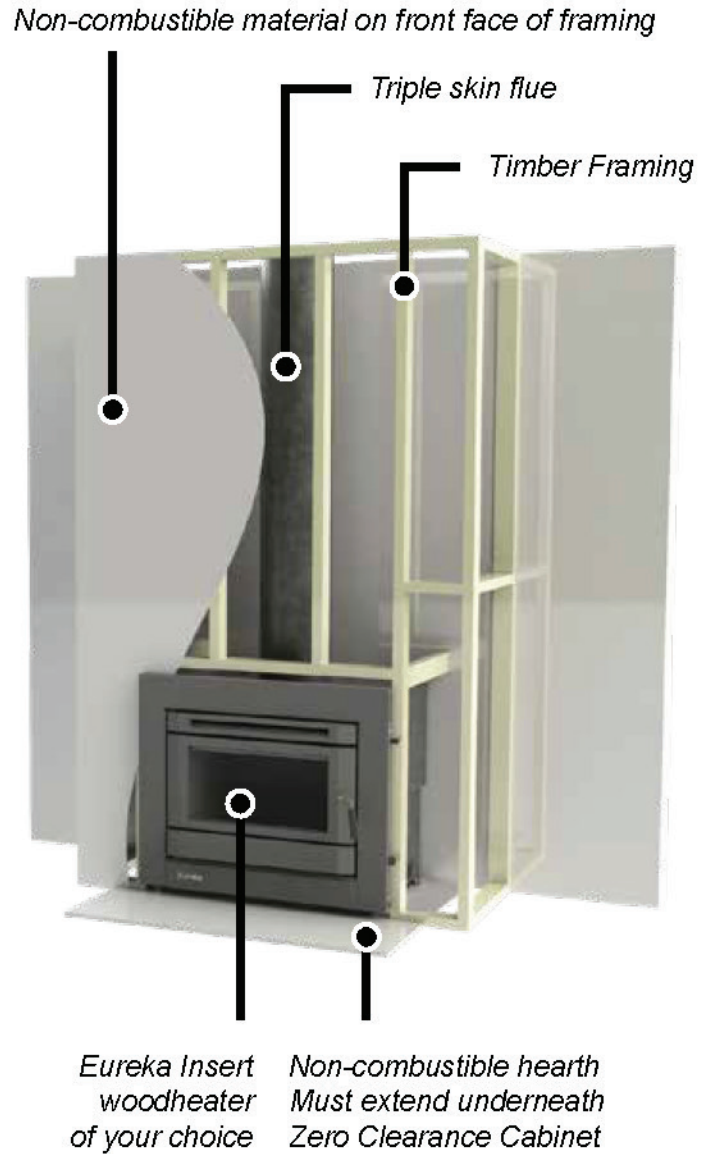
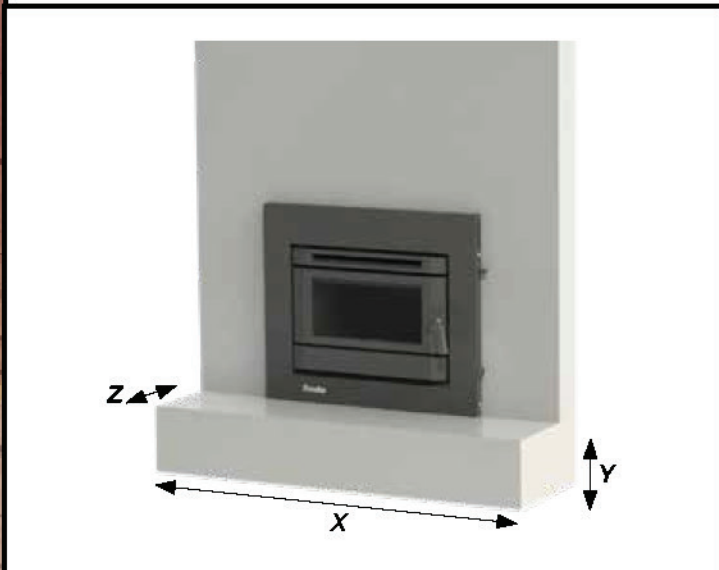
EMMISSIONS
1.2 g/kg

Contact your Eureka dealer for further information & specifications on double-sided / through-wall installations

Eureka Woodheating

Zero Clearance & Elevated Installation

ZERO CLEARANCE INSTALLATION



ELEVATED INSTALLATION

A minimum hearth depth of 300mm can be achieved by raising the woodheater. Use the following table for reference (raised step to be non-combustible):

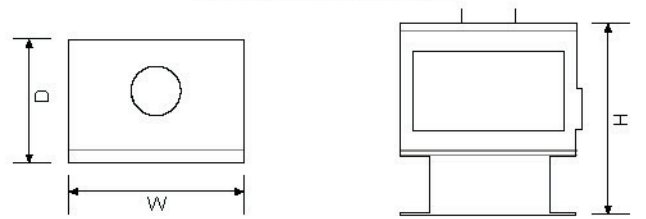
	REF	OPAL		STOCKADE		GARNET		PEARL		RUBY	
HEARTH WIDTH	X	890mm (min.)		950mm (min.)		1280mm (min.)		945mm (min.)		1000mm (min.)	
HEARTH RAISED	Y	0mm	155mm (min.)	0mm	132mm (min.)	0mm	172mm (min.)	0mm	175mm (min.)	0mm	140mm (min.)
HEARTH DEPTH FROM FRONT OF FASCIA	Z	530mm (min.)	300mm (min.)	510mm (min.)	300mm (min.)	585mm (min.)	300mm (min.)	530mm (min.)	300mm (min.)	530mm (min.)	300mm (min.)

Eureka Woodheating

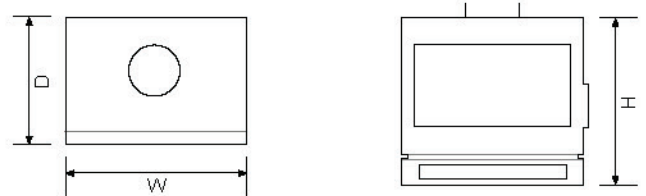
Specifications



FREESTANDING



MODULAR



FREESTANDING MODELS

Dimensions & Clearances	Flue Type	Overall Dimensions Width/Height/Depth			Back of Woodheater to Flue Centre mm	Clearance to Combustibles			Minimum Hearth Size Width/Depth/Thickness			
		W	H	D		Rear	Side	Corner	W	D	T	mm in front of unit
<i>Opal</i>	Perforated	650	800	508	180	125*	325	150	890	960	12	400
<i>Miner</i>	Perforated	710	937	570	180	150*	400	175	950	1050	18	400
<i>Garnet</i>	Perforated	782	1008	570	180	150*	450	200	1020	1100	20	650
<i>Emerald</i>	Perforated	655	745	610	170	150	450	125	900	1070	4.5	300
<i>Onyx</i>	Perforated	775	795	595	165	100	330	50	1170	1020	4	300
<i>Solitaire</i>	Perforated	850	825	620	180	100	350	50	975	1070	7.5	400
<i>Nugget</i>	Perforated	610	660	650	175	50	550	170	770	910	9	300
<i>Cooker</i>	Perforated	650	865	560	110	175	350	200	890	1095	12	350
<i>Woodstock</i>	Perforated	660	870	508	180	175	400	225	890	985	6	350
<i>Pearl</i>	Sol. / Perf.	690	765	548	205	155/50*	325	50/75	945	1000/895	9	300
<i>Ruby</i>	Sol. / Perf.	748	828	548	205	50*	325	50	1000	895	9	300
<i>Gemini</i>	Perforated	680	700	815	N/A	N/A	275	N/A	900	1750	6	500
<i>Duet</i>	Perforated	810	792	810	N/A	N/A	350	N/A	1000	1800	12	500
<i>Jewel</i>	Sol. / Perf.	695	765	745	N/A	N/A	330	N/A	940	1590	6	460

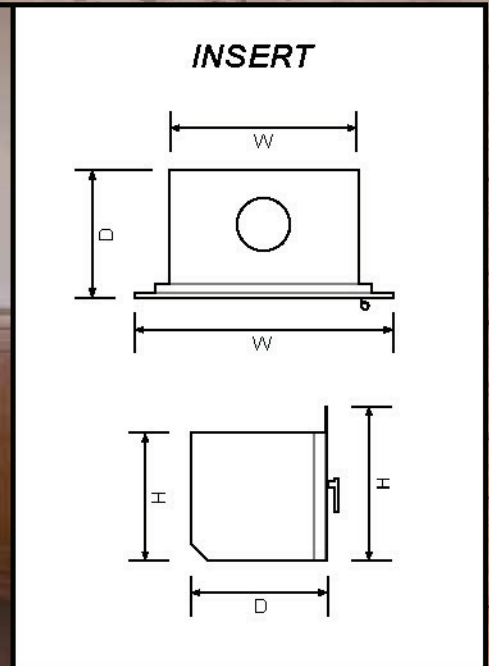
MODULAR MODELS

Dimensions & Clearances	Flue Type	Overall Dimensions Width/Height/Depth			Back of Woodheater to Flue Centre mm	Clearance to Combustibles			Minimum Hearth Size Width/Depth/Thickness			
		W	H	D		Rear	Side	Corner	W	D	T	mm in front of unit
<i>Pearl</i>	Sol. / Perf.	690	635	548	205	155/50*	325	50/75	945	1005/900	140	330
<i>Ruby</i>	Sol. / Perf.	748	676	548	205	50*	325	50	1000	895	140	330
<i>Jewel</i>	Sol. / Perf.	695	653	745	N/A	N/A	475	N/A	940	1890	32	570
<i>Pearl Bench</i>	Sol. / Perf.	690	635	548	205	155/50*	325	50/75	945	1005/900	9	300#
<i>Ruby Bench</i>	Sol. / Perf.	748	676	548	205	50*	325	50	1000	895	9	300#
<i>Jewel Bench</i>	Sol. / Perf.	695	653	745	N/A	N/A	475	N/A	940	1375	6	300#

* Standard flue shield kit must be installed to achieve rear wall clearance (included in woodheater). # In front of bench.

Eureka Woodheating

Specifications



INSERT MODELS

Dimensions & Clearances	Overall Dimensions Width/Height/Depth			Rear Casing Dimensions			Clearance to Combustibles From Base of Appliance			Minimum Hearth Size			Back of Fascia to Flue Centre	
	W	H	Fascia Depth	W	H	D	Side	To Mantle Shelf	To Breast Plate	Masonry Installation		ZCC Install		
	W	H	Fascia Depth	W	H	D	Side	To Mantle Shelf	To Breast Plate	W	D	T	mm in front of unit	mm
<i>Opal</i>	882	750	42	570	595	365	50	1100	1040	890	530*	12	570*	232
<i>Stockade</i>	922	758	42	631	635	430	50	1390	1340	950	510*	12	550*	296
<i>Garnet</i>	994	828	42	700	706	430	40	1710	1560	1280	585*	25	625*	295
<i>Victorian</i>	1028	730	60	665	630	475	150	1225	975	1000	600*	18	660*	300
<i>Pearl Masonry</i>	855	640	16	751	595	484	55	1500‡	1410	945	550*	18	550*	326
<i>Pearl ZC</i>	850	674	3	N/A	N/A	N/A	55	1500‡	1410	945	N/A	18	550*	N/A
<i>Ruby Masonry</i>	935	705	16	808	651	484	35	1500‡	1410	1000	520*	18	520*	326
<i>Ruby ZC</i>	930	736	3	N/A	N/A	N/A	35	1500‡	1410	1000	N/A	18	520*	N/A
<i>Jewel</i>	875	692	16	751	644	708	205	1127	1127	940	1890*	32	570*	354

‡ Mantle deflector required, refer to the relevant installation instructions.

Note: The dimensions and clearances are for reference only. Refer to the Owner's Manual for operation and exact specifications prior to installation. Colours of woodheaters shown are as close as four colour process printing methods allow. Zero clearance options are available for all Insert models, consult your local dealer for further information. Installation should be carried out by a qualified installer. Flue kits to be installed strictly in accordance with AS/NZS 2918. All fireplace Inserts must be installed in a brick masonry chimney or Eureka Zero Clearance Cabinet and be fully flued. Eureka woodheaters conform to AS/NZS 2918, AS/NZS 4012/4013, however Eureka accepts no liability whatsoever for interpretation. All heating capacities quoted are based on units tested with quality hardwood. Performance reduction may result due to large glassed areas, vaulted ceilings, drafts or insufficient insulation. Eureka Woodheating reserves the right to change specifications without notice. All dimensions and clearances are in millimetres (mm). † Peak efficiency % quoted. ‡ kW output is peak power. * Minimum hearth depth in front of unit can be reduced by raising appliance above combustible materials (consult your local dealer or page 14 of this brochure). † The hearth must be installed beneath and in front of Zero Clearance Cabinet (ZCC), refer to owners manual for exact specifications.



AF Gason Pty Ltd
Phone: 03 9763 2700
Fax: 03 9763 0836
eureka@gason.com.au
www.eurekaheating.com.au

Your Local Eureka Dealer

