


ATS BRAKE SWAP GUIDE




1. First, start by removing your stock CALIPER and ROTOR until you are all the way down to the HUB, as shown in this picture.



2. Next, Remove your dust shield by taking out these 3 BOLTS circled in RED.
OR


If you want to keep your dust shield, simply trim the shield where it comes in contact with your new ROTOR and CALIPER



3. Take some sandpaper, or an abrasive pad, and clean any debris or corrosion off of the HUB's SURFACE.



4. For this next step, you will need a DRILL and a 9/16" DRILL BIT. You will need to drill out the TOP caliper mounting hole, so that it can accept the larger 14mm bolt that the ATS CALIPER requires.



5. Get your ROTOR SPACER and make sure the CHAMFERED EDGE is facing TOWARD the HUB SURFACE.



Place the SPACER down on the HUB as shown here.



6. Thread Bolt into SPACER, but don't fully tighten. Next place the ROTOR on top of the spacer and screw on two lugnuts, to keep rotor secure.



7. Place the BRACKET on the back of the SPINDLE with the raised section FACING the ROTOR as shown.

Begin to thread the shorter M12 BOLT into the threaded hole in the BRACKET.

(Don't tighten the bolt all the way, make sure you can still swing the bracket around)



8. Next, place the CALIPER on the BRACKET with the BLEEDERS facing up.

Begin to thread in the 2 longer M14 BOLTS which are supplied with the kit, into the CALIPER as shown.

(Snug all 3 bolts evenly before tightening them all the way down.)

9. REPEAT these steps for the other side, then finally install your *pads, caliper hardware kit, brake lines* and ENJOY the awesome stopping power of your new BIG BRAKE KIT!

Parts Required

2013- 2015 Cadillac ATS Brembo Calipers with hardware kit

Left caliper- Ac Delco Part Number 172-2777, GM Part Number- 84089034

Right Caliper- Ac Delco Part Number 172-2768, GM Part Number- 84089035

Caliper Hardware Kit- Carlson Part Number H5869

OR Ac Delco part number 18K1971X

2004 Subaru STI 5x100 12.8" rotors

High Carbon Blank Rotors- Centric Part Number 125.47019

Drilled Rotors- Stoptech Part Number 128.47019L & 128.47019R

Slotted Rotors- Stoptech Part Number 126.47019SL & 126.47019SR

Drilled and Slotted Rotors- Stoptech Part Number 127.47019L & 127.47019R

You can use whichever brand rotors you like as long as they are 2004 5x100 bolt pattern 12.8" STI rotors

2004-2007 Cadillac CTS-V Brake Pads

(Same pads as the ATS pads but easier to find aftermarket replacements)

Ac Delco Part Number- 17D1050M

You can use whichever brand brake pads you want as long as they are for a 2004-2007 Cadillac CTS-V with Brembo calipers

Stainless Braided Brake lines (optional)

Centric Part Number- 950.44034