

A

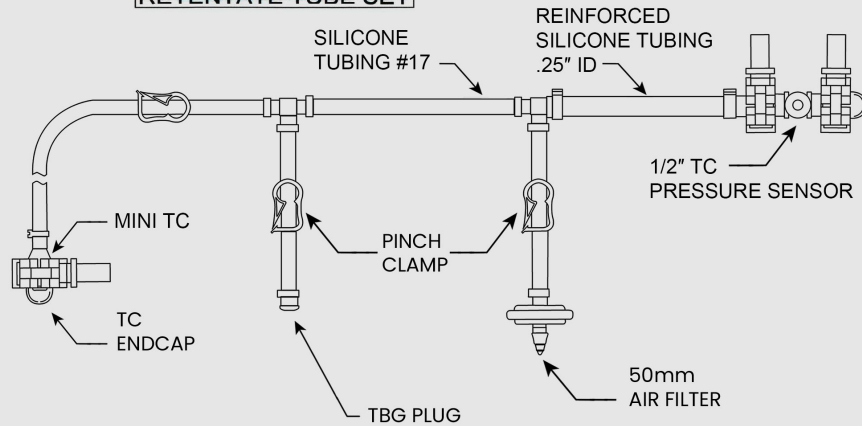
B

C

D

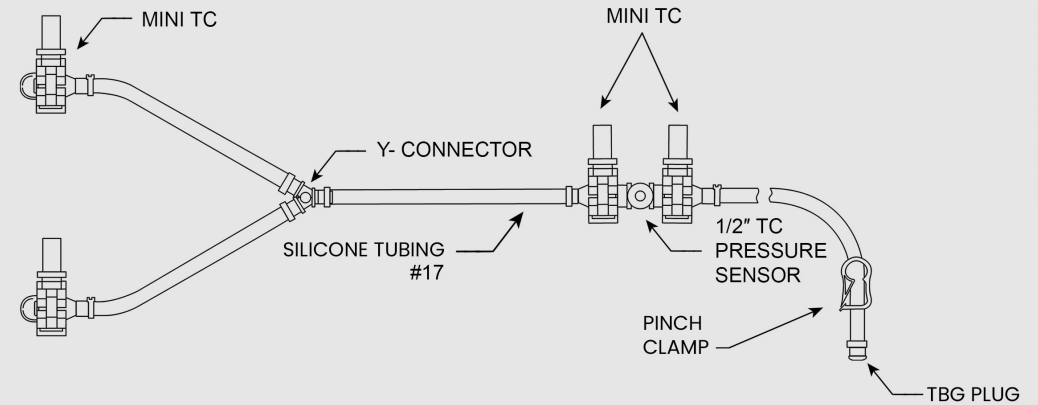
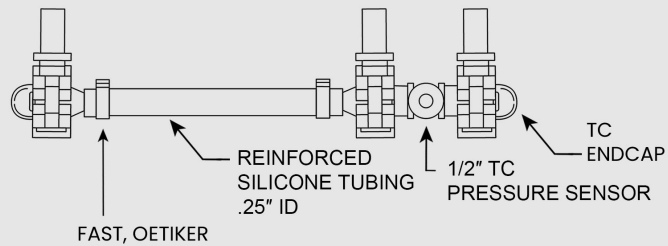
4

4

**RETENTATE TUBE SET**

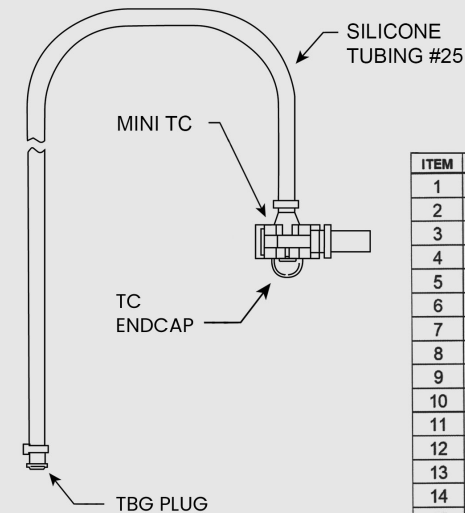
3

3

**PERMEATE TUBE SET****REINFORCED TUBE SET**

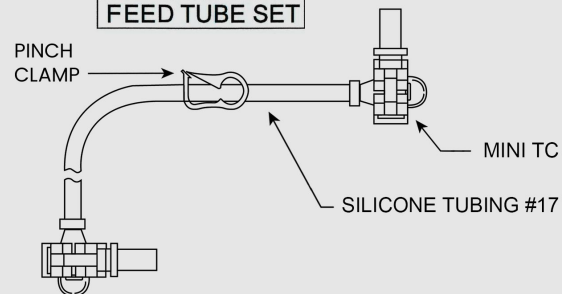
2

2

**AUXILLARY PUMP TUBE SET**

1

1

**FEED TUBE SET**

A

B

C

D

ITEM	QTY	U/M	DESCRIPTION
1	8.5	FT	TBG, SIL, L/S, 1/4" X 3/8", #17
2	0.9	FT	TBG, REINFORCED SIL, .25" X .52"
3	4.5	FT	TBG, SIL, L/S, 3/16" X 5/16", #25
4	1	EA	AIR FILTER, 50MM, 0.2UM, 1/4" & 3/8" HB
5	3	EA	SENSOR, PRESSURE, PS, 1/2" TC
6	13	EA	TC CLAMP, BIOCLAMP, FRN, 1/2" - 3/4" TC
7	13	EA	GASKET, SIL PLAT CURED, 3/4" TC
8	11	EA	ADAPTER, PP, 3/4" TC X 1/4" HB
9	9	EA	TC ENDCAP WITH TAB, PP, 0.75"
10	1	EA	CONN, Y, PP, 1/4" HB
11	2	EA	CONN, TEE, PP, 1/4" HB
12	3	EA	TBG PLUG, PP, 1/4" HB
13	5	EA	CLAMP, PINCH, PP, UP TO 3/8" OD
14	20	EA	CABLE TIE, NYLON 6/6, BLACK
15	4	EA	FAST, OETIKER, .453" - .551" OD

PART NUMBER

STUBEGN16315N

DESCRIPTION

ProConnex Standard Flow Path  
FS-15 Tube Set